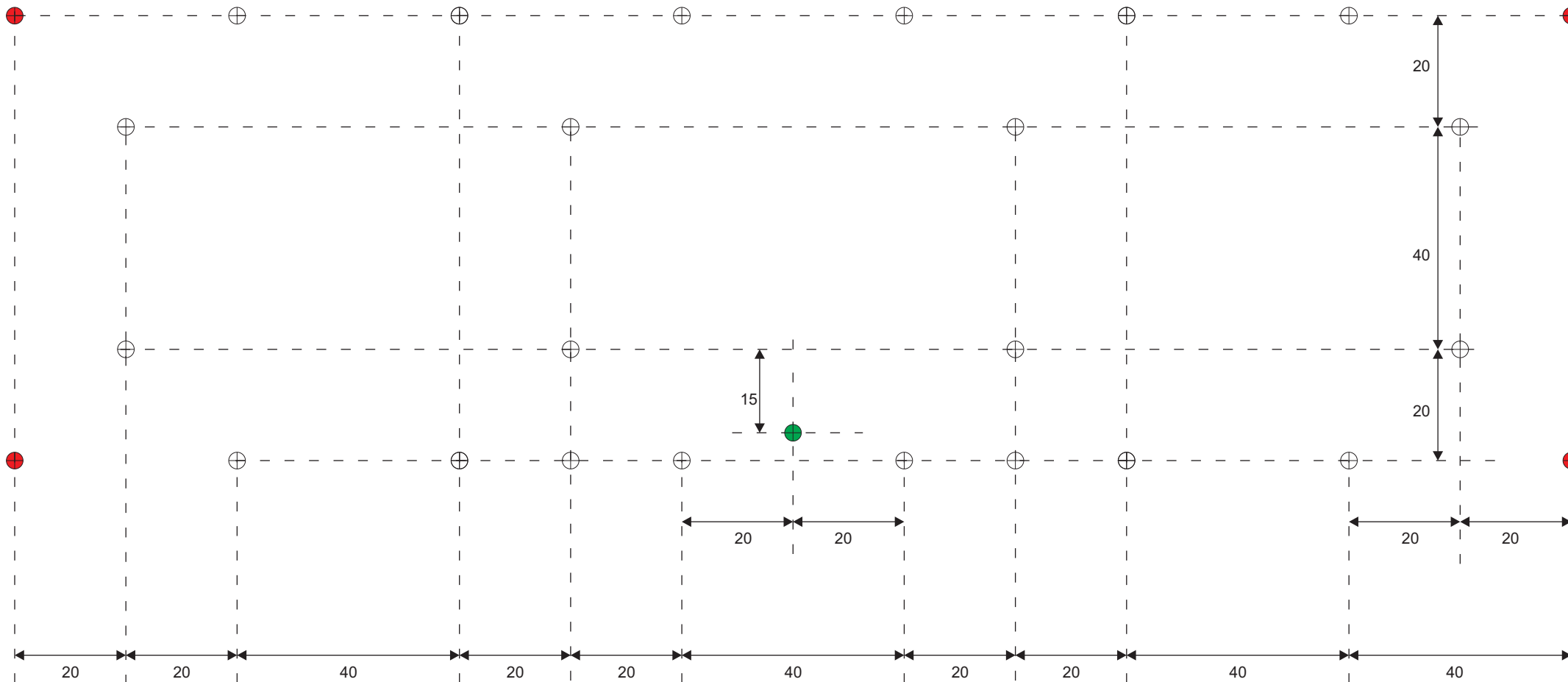


Scale = 1:1

All units in millimeters (mm)

- ⊕ Exists on the 400mm deep chassis only
- Exists on the 300mm deep chassis only

This specification makes it easy to experiment with different amplifier designs using the same chassis and a universal power supply. Transistors mount using M3 hex socket bolts and the boards with M3 standoffs. Some holes serve a dual purpose and for one board may be a board mounting hole and for a different board the hole may be used for transistor mounting, depending on the board design and orientation. We hope that members developing their own PCB's will use this standard so all members will benefit.

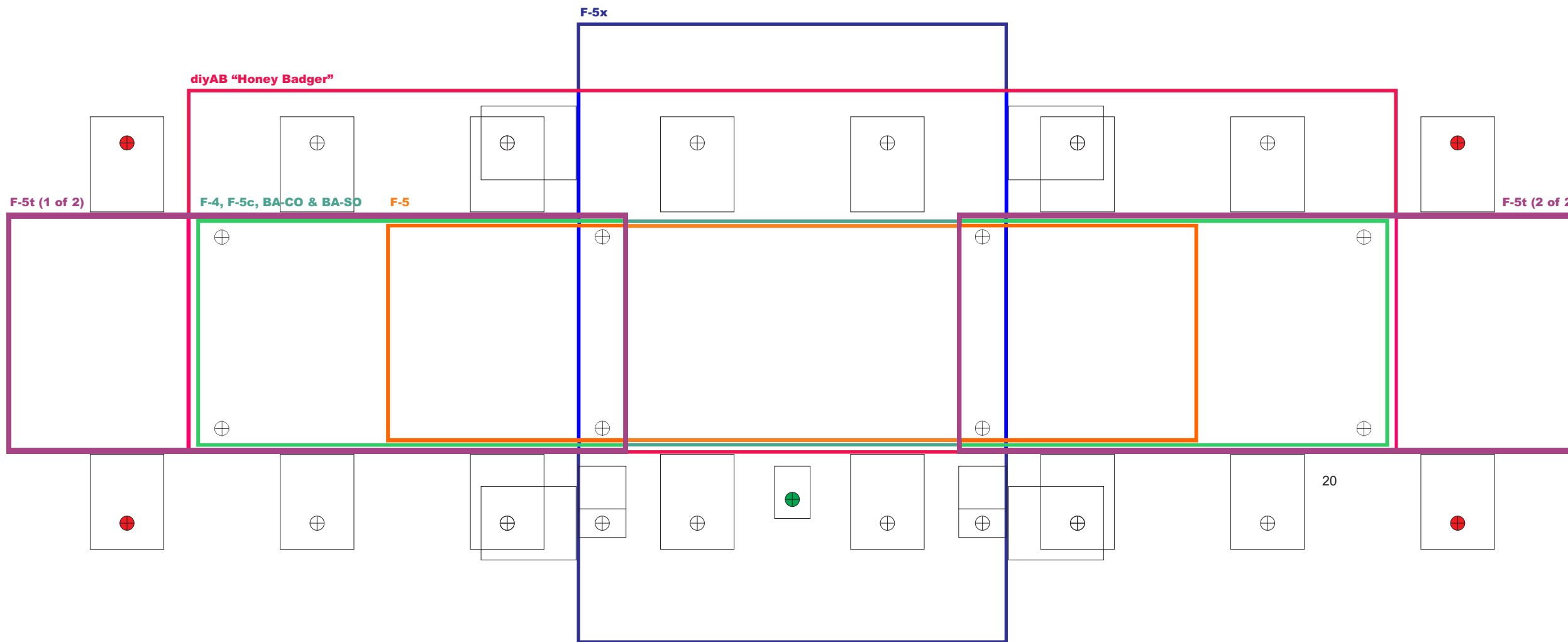


Scale = 1:1  
All units in millimeters (mm)

- ⊕ (Red) Exists on the 400mm deep chassis only
- ⊕ (Green) Exists on the 300mm deep chassis only

This specification makes it easy to experiment with different amplifier designs using the same chassis and a universal power supply. Transistors mount using M3 hex socket bolts and the boards with M3 standoffs. Some holes serve a dual purpose and for one board may be a board mounting hole and for a different board the hole may be used for transistor mounting, depending on the board design and orientation. We hope that members developing their own PCB's will use this standard so all members will benefit.

Note that the boards used in the Overlay View shown below is not to scale and for informational purposes only. Actual board dimensions may vary.

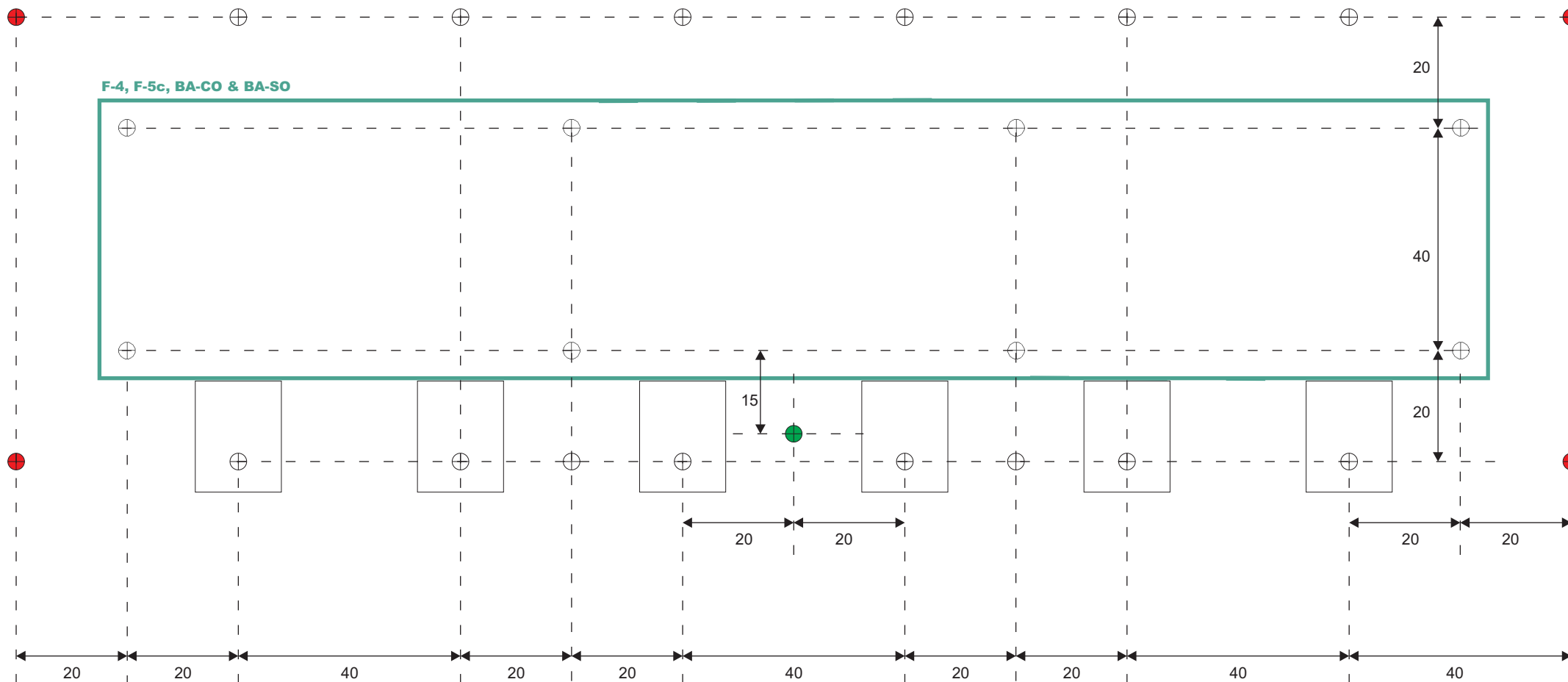


Scale = 1:1

All units in millimeters (mm)

- Exists on the 400mm deep chassis only
- Exists on the 300mm deep chassis only

This specification makes it easy to experiment with different amplifier designs using the same chassis and a universal power supply. Transistors mount using M3 hex socket bolts and the boards with M3 standoffs. Some holes serve a dual purpose and for one board may be a board mounting hole and for a different board the hole may be used for transistor mounting, depending on the board design and orientation. We hope that members developing their own PCB's will use this standard so all members will benefit.

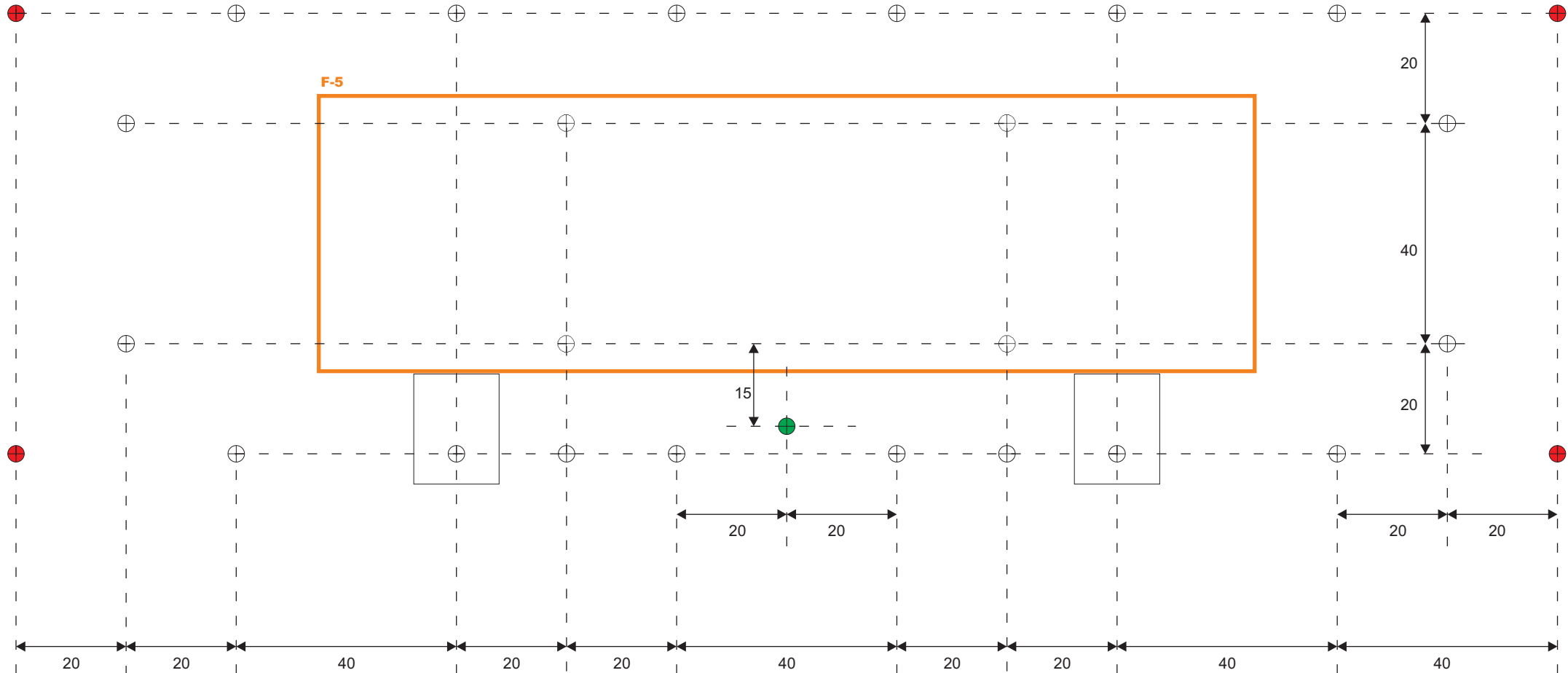


Scale = 1:1

All units in millimeters (mm)

- ⊕ Exists on the 400mm deep chassis only
- ⊕ Exists on the 300mm deep chassis only

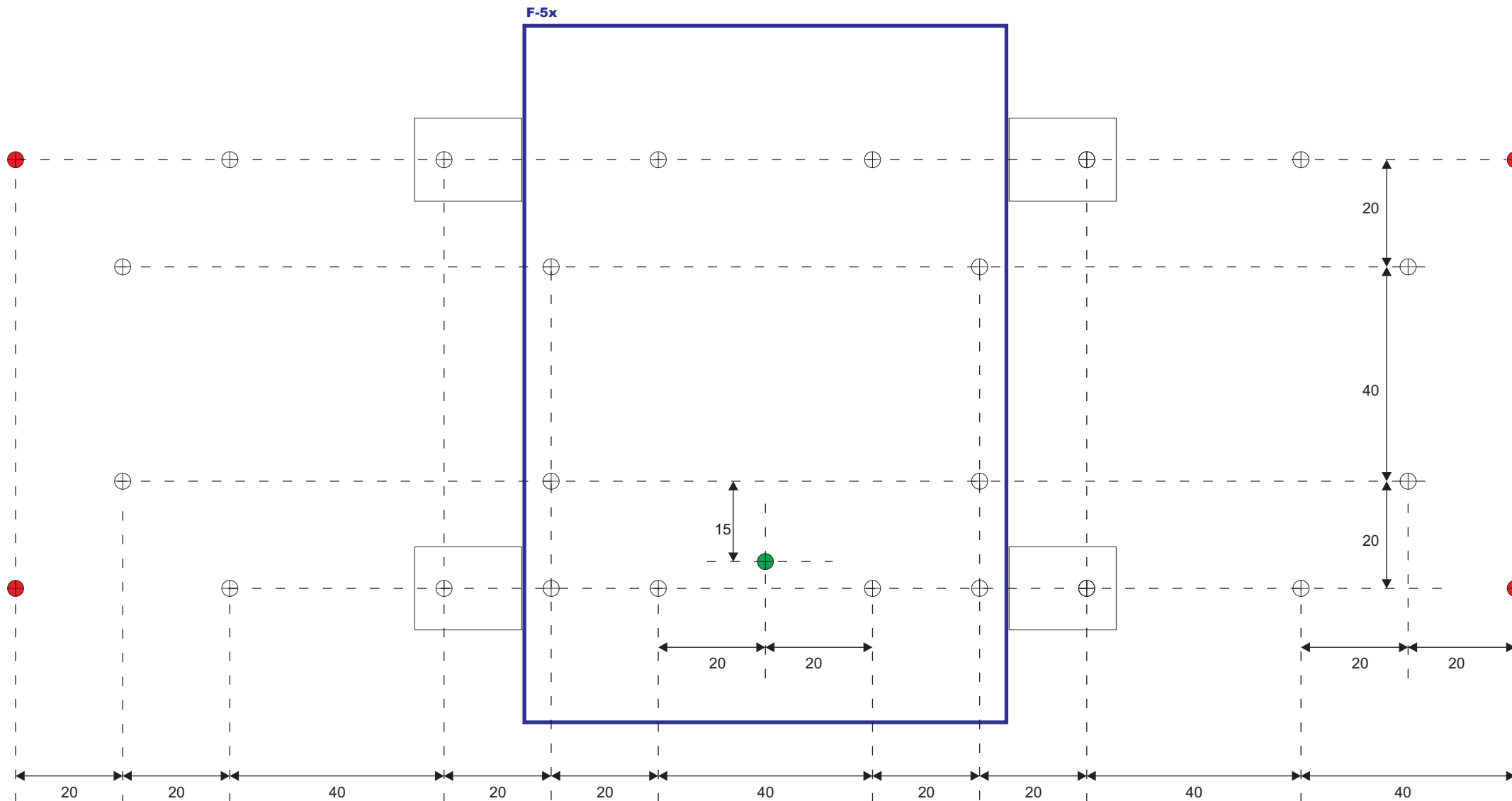
This specification makes it easy to experiment with different amplifier designs using the same chassis and a universal power supply. Transistors mount using M3 hex socket bolts and the boards with M3 standoffs. Some holes serve a dual purpose and for one board may be a board mounting hole and for a different board the hole may be used for transistor mounting, depending on the board design and orientation. We hope that members developing their own PCB's will use this standard so all members will benefit.



Scale = 1:1  
All units in millimeters (mm)

- ⊕ (red) Exists on the 400mm deep chassis only
- ⊕ (green) Exists on the 300mm deep chassis only

This specification makes it easy to experiment with different amplifier designs using the same chassis and a universal power supply. Transistors mount using M3 hex socket bolts and the boards with M3 standoffs. Some holes serve a dual purpose and for one board may be a board mounting hole and for a different board the hole may be used for transistor mounting, depending on the board design and orientation. We hope that members developing their own PCB's will use this standard so all members will benefit.

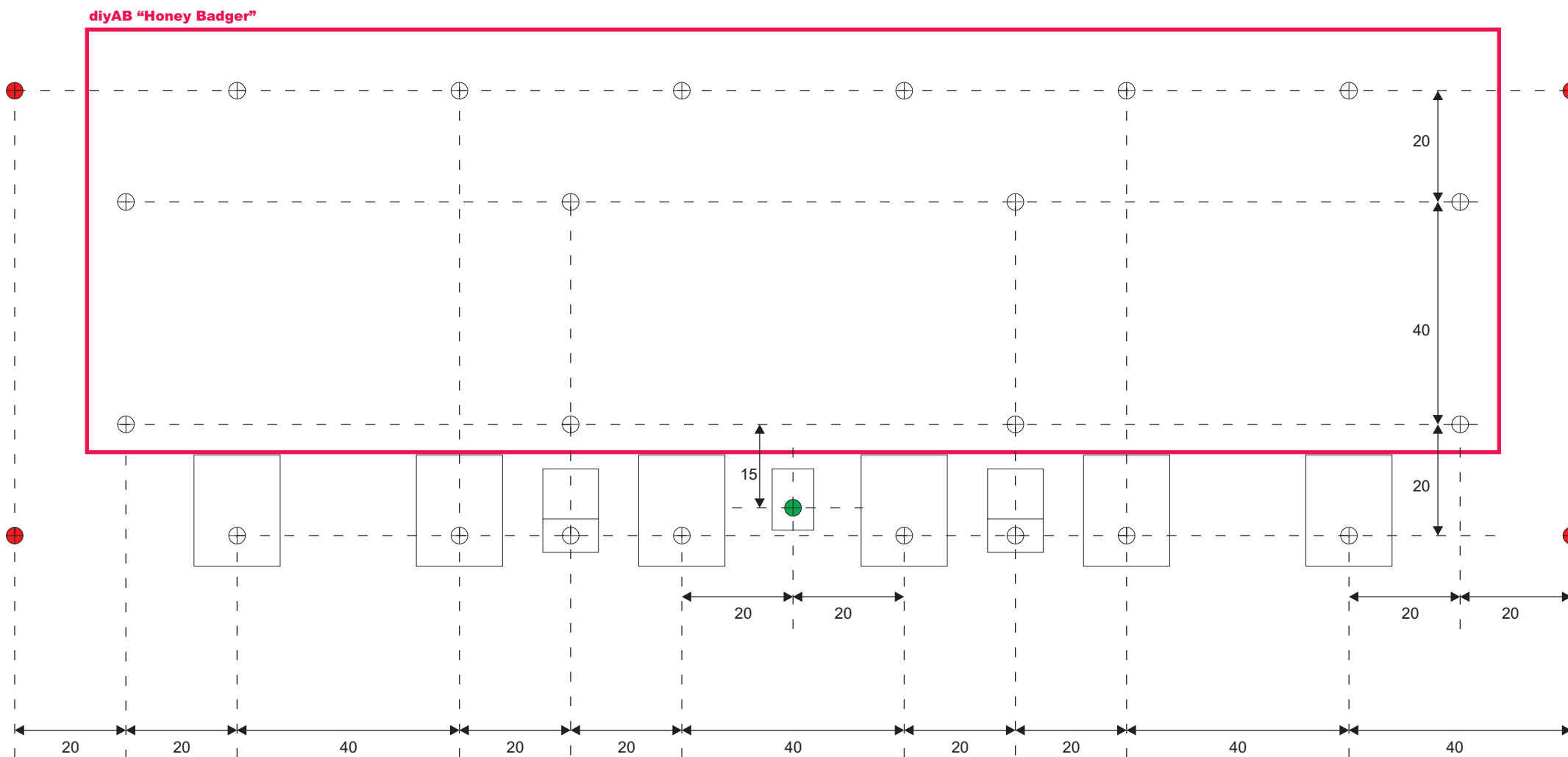


Scale = 1:1

All units in millimeters (mm)

- Exists on the 400mm deep chassis only
- Exists on the 300mm deep chassis only

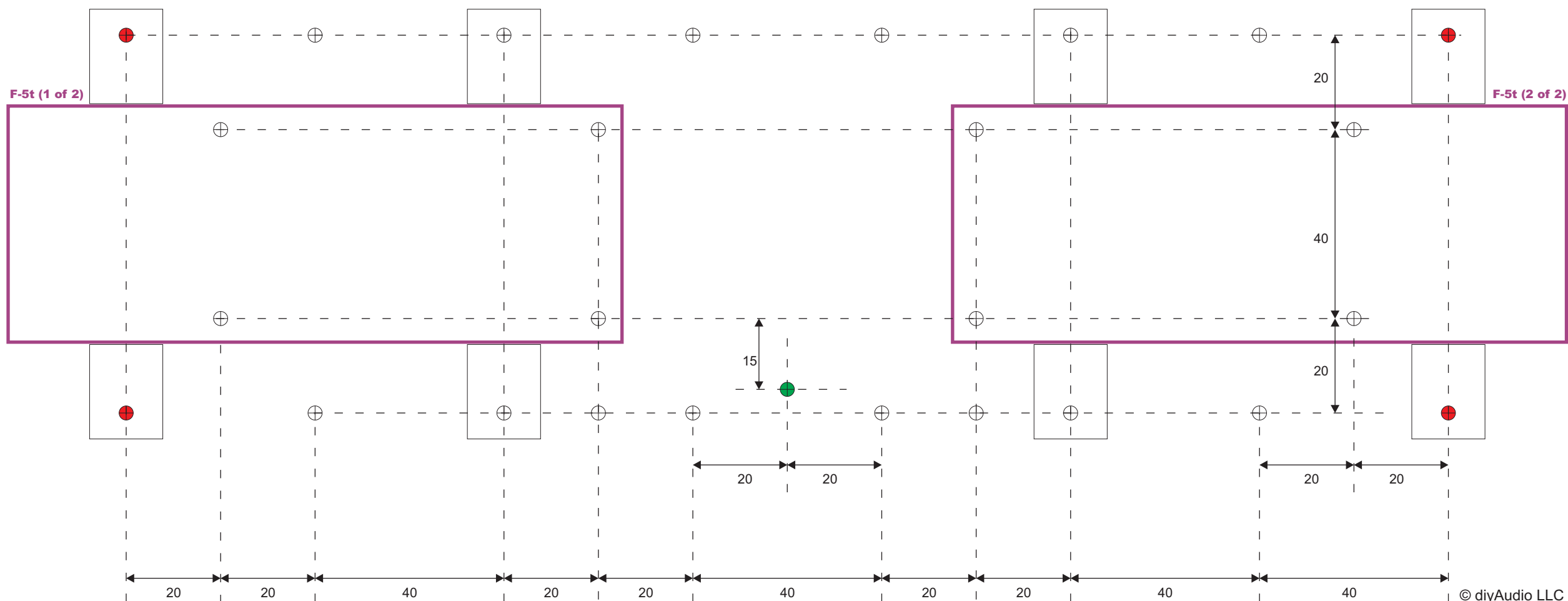
This specification makes it easy to experiment with different amplifier designs using the same chassis and a universal power supply. Transistors mount using M3 hex socket bolts and the boards with M3 standoffs. Some holes serve a dual purpose and for one board may be a board mounting hole and for a different board the hole may be used for transistor mounting, depending on the board design and orientation. We hope that members developing their own PCB's will use this standard so all members will benefit.



Scale = 1:1  
All units in millimeters (mm)

This specification makes it easy to experiment with different amplifier designs using the same chassis and a universal power supply. Transistors mount using M3 hex socket bolts and the boards with M3 standoffs. Some holes serve a dual purpose and for one board may be a board mounting hole and for a different board the hole may be used for transistor mounting, depending on the board design and orientation. We hope that members developing their own PCB's will use this standard so all members will benefit.

- ⊕ Exists on the 400mm deep chassis only
- ⊕ Exists on the 300mm deep chassis only



Scale = 1:1  
 All units in millimeters (mm)

- ⊕ Exists on the 400mm deep chassis only
- ⊕ Exists on the 300mm deep chassis only

This specification makes it easy to experiment with different amplifier designs using the same chassis and a universal power supply. Transistors mount using M3 hex socket bolts and the boards with M3 standoffs. Some holes serve a dual purpose and for one board may be a board mounting hole and for a different board the hole may be used for transistor mounting, depending on the board design and orientation. We hope that members developing their own PCB's will use this standard so all members will benefit.

