

Sequence Report



Summary

Signal Path1

Signal Path Setup	✓ PASSED
Level and Gain	✓ PASSED
THD+N	✓ PASSED
Frequency Response	✓ PASSED
Signal to Noise Ratio	✓ PASSED
Crosstalk, One Channel Undriven	✓ PASSED
Interchannel Phase	✓ PASSED

Sequence Result:

Sequence Result: ✓ PASSED

Sequence Report



Signal Path1 : Signal Path Setup

Output Connector:	Analog Unbalanced
Channels:	2
Source Impedance:	50 ohm
Output EQ:	None
Input Connector:	Analog Unbalanced
Channels:	2
Termination:	100 kohm
Input Bandwidth:	20.0000 Hz - AES17 (20 kHz), A-wt.
Device Delay:	0.000 s
Input EQ:	None

• References

dBr G:	100.0 mVrms
dBm (Output Power):	600.0 ohm
W(watts) (Output Power):	8.000 ohm
Shared Frequency Reference:	1.00000 kHz
dBrA:	1.000 Vrms
dBrB:	1.000 Vrms
dBrA Offset:	0.000 dB
dBrB Offset:	0.000 dB
dB SPL1:	10.00 mVrms
dB SPL2:	10.00 mVrms
dB SPL1 Calibrator Level:	94.000 dB SPL
dB SPL2 Calibrator Level:	94.000 dB SPL
dBm (Input Power):	600.0 ohm
W(watts) (Input Power):	8.000 ohm

• DCX

DCX is not detected.

Sequence Report



Signal Path1 : Verify Connections

Waveform: Sine
Generator Level Ch1: 2.100 Vrms
DC Offset Ch1: 0.000 V
Generator Level Ch2: 2.100 Vrms
DC Offset Ch2: 0.000 V
Frequency: 1.50000 kHz

RMS Level (3/1/2017 12:13:34.701 PM)

Ch1 19.36 Vrms
Ch2 19.35 Vrms

Gain (3/1/2017 12:13:34.701 PM)

Ch1 19.294 dB
Ch2 19.288 dB

THD+N Ratio (3/1/2017 12:13:34.701 PM)

Ch1 14.012833 %
Ch2 13.956587 %

Frequency (3/1/2017 12:13:34.701 PM)

Ch1 1.50000 kHz
Ch2 1.50000 kHz

Signal Path1 : Level and Gain

Waveform: Sine
Generator Level: 100.0 mVrms
DC Offset: 0.000 V
Frequency: 1.00000 kHz

RMS Level (3/1/2017 12:13:36.370 PM)

Ch1 0.993 Vrms
Ch2 0.991 Vrms

Gain (3/1/2017 12:13:36.370 PM)

Ch1 19.937 dB
Ch2 19.921 dB

Peak Level (3/1/2017 12:13:36.370 PM)

Ch1 1.404 V
Ch2 1.402 V

Sequence Report



Signal Path1 : THD+N

Waveform: Sine
 Generator Level: 100.0 mVrms
 DC Offset: 0.000 V
 Frequency: 1.00000 kHz
 Low-pass Filter: 20 kHz
 Weighting Filter: Signal Path
 High-pass Filter: 20 Hz
 Notch Tuning Mode: Measured Frequency

THD+N Ratio (3/1/2017 12:13:38.242 PM)

Ch1 0.019655 %

Ch2 0.020843 %

THD+N Level (3/1/2017 12:13:38.242 PM)

Ch1 194.7 uVrms

Ch2 206.0 uVrms

THD Ratio (3/1/2017 12:13:38.242 PM)

Ch1 0.017401 %

Ch2 0.018308 %

THD Level (3/1/2017 12:13:38.242 PM)

Ch1 172.9 uVrms

Ch2 181.5 uVrms

Noise Ratio (3/1/2017 12:13:38.242 PM)

Ch1 0.009301 %

Ch2 0.009775 %

Noise Level (3/1/2017 12:13:38.242 PM)

Ch1 92.40 uVrms

Ch2 96.92 uVrms

Distortion Product Ratio (3/1/2017 12:13:38.242 PM)

Channel	F	H2	H3	H4	H5	H6	H7	H8	H9	H10
	1.000k	2.000k	3.000k	4.000k	5.000k	6.000k	7.000k	8.000k	9.000k	10.00k
Ch1	-0.00	-78.07	-89.44	-80.21	-103.27	-87.73	-108.67	-94.83	-107.13	-98.61
	1.000k	2.000k	3.000k	4.000k	5.000k	6.000k	7.000k	8.000k	9.000k	10.00k
Ch2	-0.00	-79.17	-89.18	-78.38	-101.37	-85.78	-105.45	-91.73	-110.56	-96.95

Distortion Product Ratio Parameters

Frequency Unit: Hz

Ratio Unit: dB

Distortion Product Level (3/1/2017 12:13:38.242 PM)

Sequence Report



Channel	F	H2	H3	H4	H5	H6	H7	H8	H9	H10
	1.000k	2.000k	3.000k	4.000k	5.000k	6.000k	7.000k	8.000k	9.000k	10.00k
Ch1	0.993	124.0 u	33.52 u	96.99 u	6.817 u	40.82 u	3.663 u	18.01 u	4.372 u	11.66 u
	1.000k	2.000k	3.000k	4.000k	5.000k	6.000k	7.000k	8.000k	9.000k	10.00k
Ch2	0.992	109.1 u	34.46 u	119.5 u	8.467 u	50.98 u	5.292 u	25.69 u	2.940 u	14.09 u

Distortion Product Level Parameters

Frequency Unit: Hz

Level Unit: Vrms

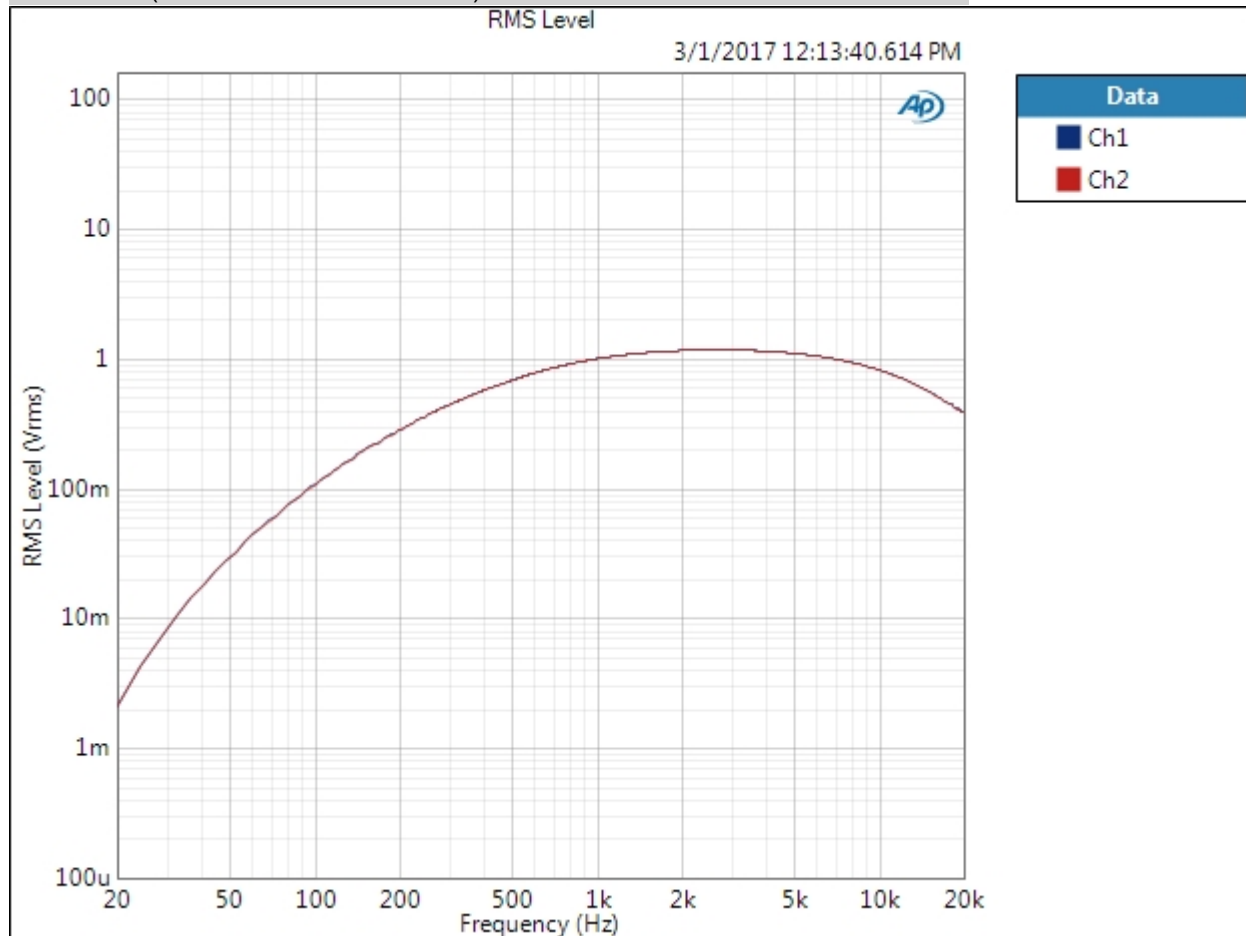
Sequence Report



Signal Path1 : Frequency Response

Generator Level: 100.0 mVrms
DC Offset: 0.000 V
EQ: None
Start Frequency: 20.0000 Hz
Stop Frequency: 20.0000 kHz
Sweep: 350.0 ms
Pre-Sweep: 100.0 ms
Extend Acquisition By: 50.00 ms
Secondary Source: None
Measured 1 3/1/2017 12:13:40 PM

RMS Level (3/1/2017 12:13:40.614 PM)



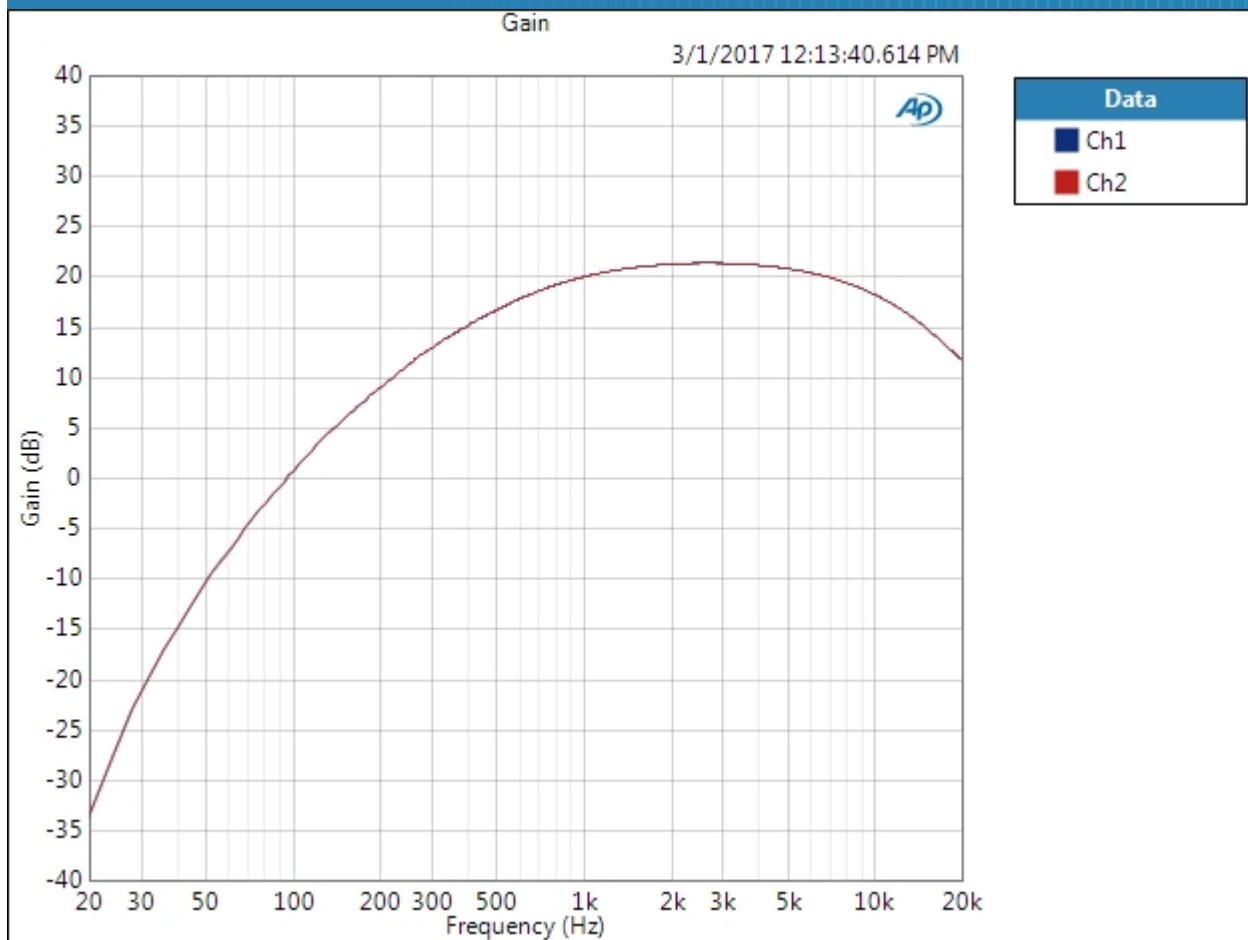
Result: PASSED

Gain (3/1/2017 12:13:40.614 PM)

3/1/2017 12:13 PM

Page 6 of 9

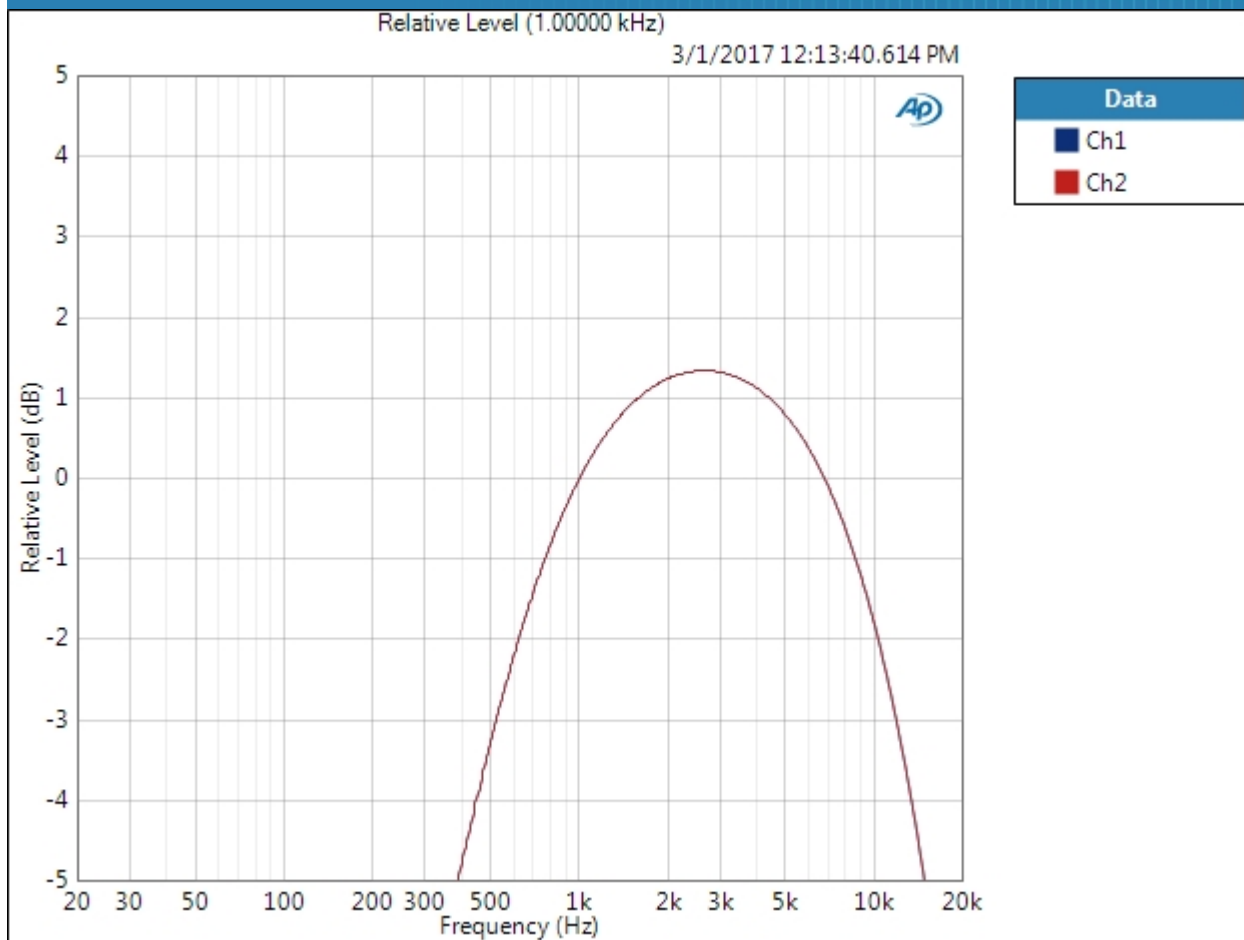
Sequence Report



Result: PASSED

Relative Level (1.00000 kHz) (3/1/2017 12:13:40.614 PM)

Sequence Report



Relative Level (1.00000 kHz) Parameters

Mode: Normalized at Reference

Ref Frequency: 1.00000 kHz

Result: PASSED

Deviation (20.0000 Hz - 20.0000 kHz) (3/1/2017 12:13:40.614 PM)

Ch1 ± 27.275 dB

Ch2 ± 27.287 dB

Deviation (20.0000 Hz - 20.0000 kHz) Parameters

Min: 20.0000 Hz

Max: 20.0000 kHz

Sequence Report



Signal Path1 : Signal to Noise Ratio

Waveform: Sine
Generator Level: 100.0 mVrms
DC Offset: 0.000 V
Frequency: 1.00000 kHz
Low-pass Filter: 20 kHz
Weighting Filter: Signal Path
High-pass Filter: 20 Hz

Signal to Noise Ratio (3/1/2017 12:13:42.470 PM)

Ch1 79.709 dB

Ch2 79.138 dB

Signal Path1 : Crosstalk, One Channel Undriven

Waveform: Sine
Generator Level: 100.0 mVrms
DC Offset: 0.000 V
Frequency: 10.0000 kHz

Crosstalk (3/1/2017 12:13:43.702 PM)

Ch1 -61.942 dB

Ch2 -61.174 dB

Signal Path1 : Interchannel Phase

Waveform: Sine
Generator Level: 100.0 mVrms
DC Offset: 0.000 V
Frequency: 1.00000 kHz
Reference Channel: Ch1
Meter Range: -90 -> 270 deg

Phase (3/1/2017 12:13:45.060 PM)

Ch1 ---- deg

Ch2 -0.010 deg