


UGS Muse main power supply V2

Eric.D (HCFR) / Eric06 (diyAudio)

Rev 1.0

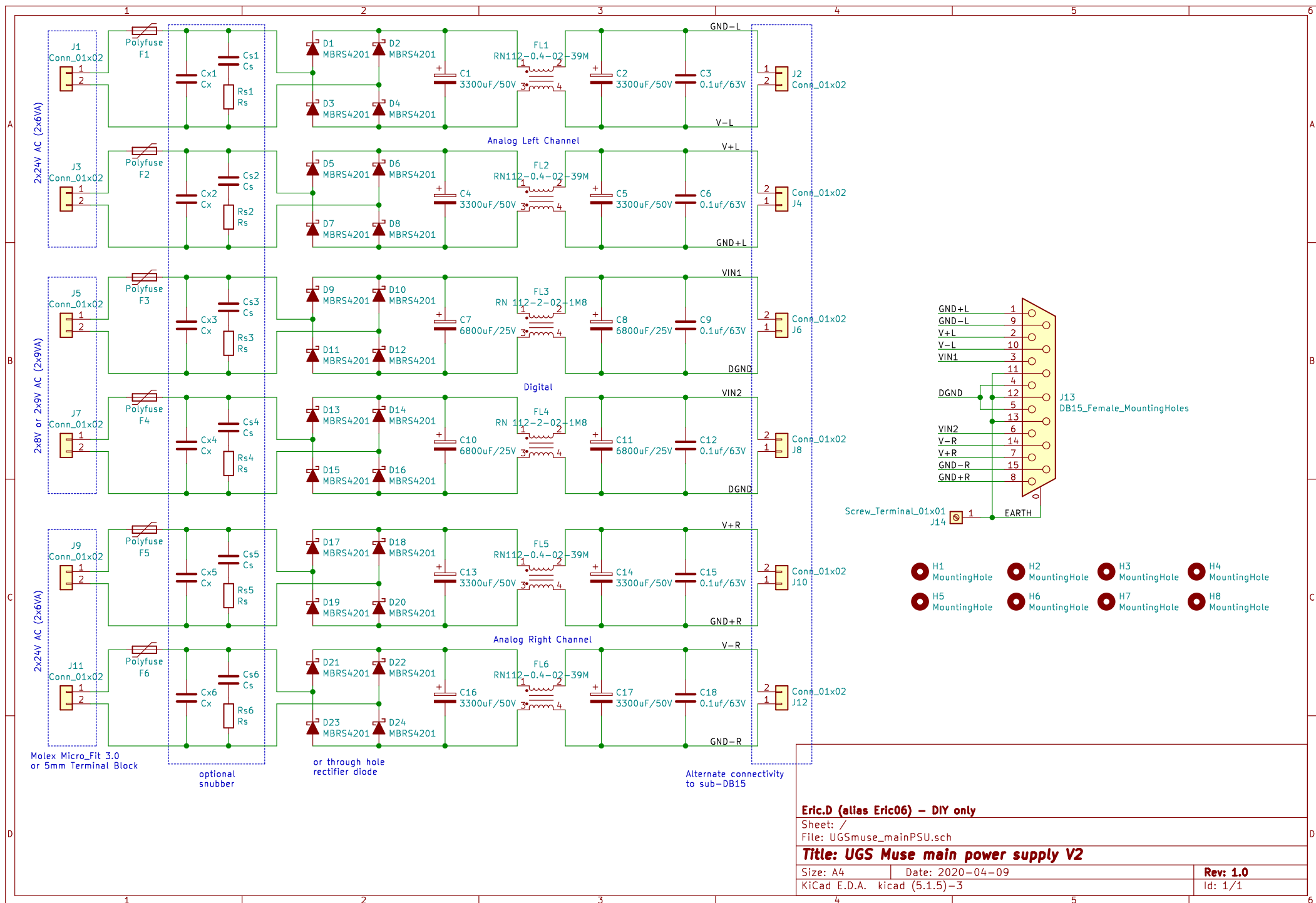


For full project details, refer to Alex_twn's topic :

<https://www.homecinema-fr.com/forum/diy-amplification/ugs-muse-edition-t30058092.html>

Document history:

Rev 1.0: first release (12-Apr-2020)



Eric.D (alias Eric06) – DIY only

Sheet: /

File: UGSmuse_mainPSU.sch

Title: UGS Muse main power supply V2

Size: A4 Date: 2020-04-09

KiCad E.D.A. kicad (5.1.5)–3

Rev: 1.0

Id: 1/1

UGS muse main power supply PCB BOM

Eric.D - rev1 : apr10,2020

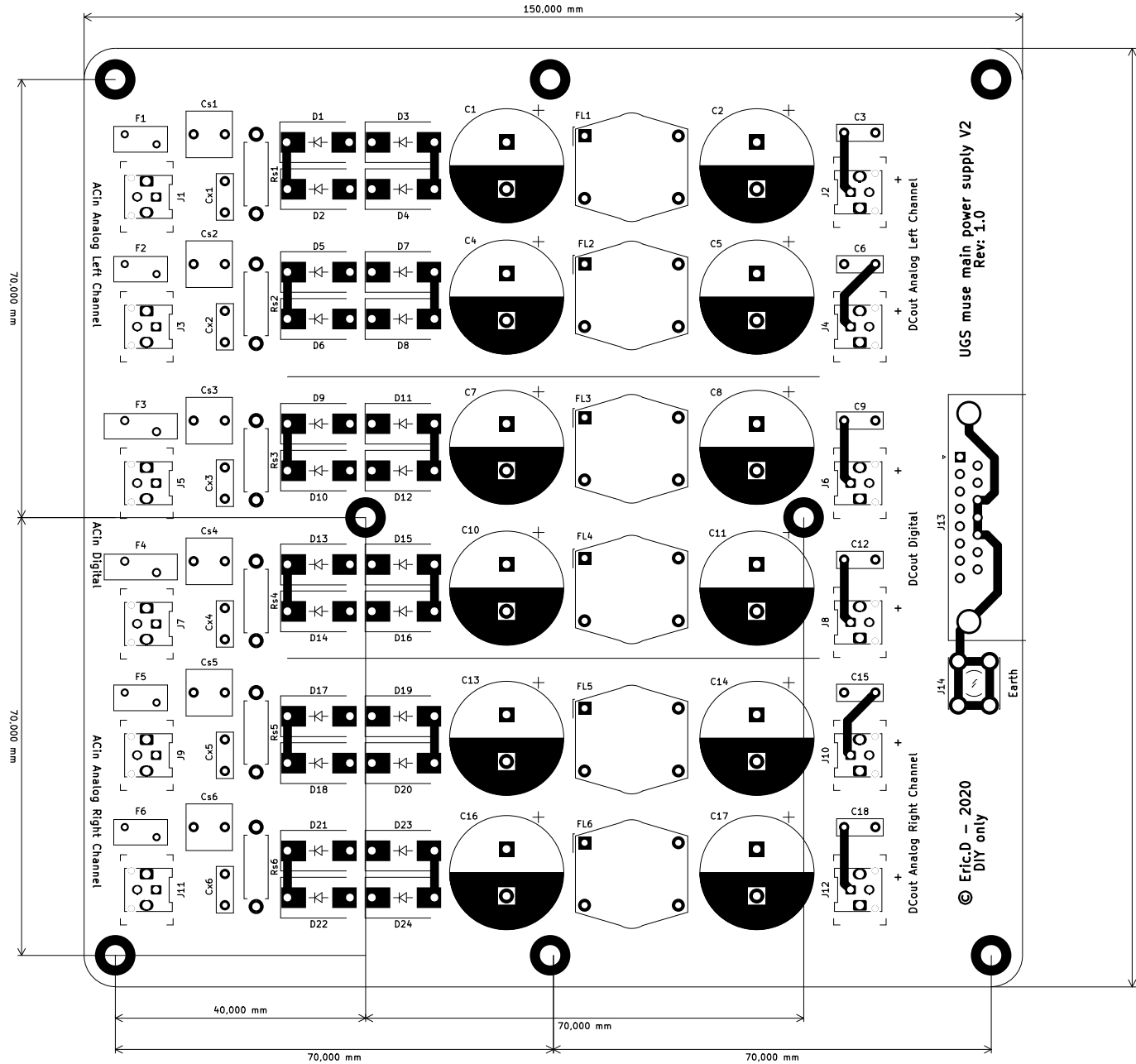
Schematic references	Description,Package	Mfr P/N	Mouser P/N	Digikey P/N	Qty
D[1-24]	Diode Schottky 200V 4A SMC (or through hole rectifier diode)	MBRS4201T3G	863-MBRS4201T3G	MBRS4201T3GOSCT-ND	24
FL1,FL2,FL5,FL6	Common mode choke, 39mH, 0,4A	RN112-0.4-02-39M	631-RN112-0.4-02-39M	817-2088-ND	4
FL3,FL4	Common mode choke, 1.8mH, 2A	RN112-2-02-1M8	631-RN112-2-02-1M8	817-2097-ND	2
F1,F2,F5,F6	PTC reset fuse 90V 300mA	OZRC0030FF1E	530-OZRC0030FF1E	507-1333-ND	4
F3,F6	PTC reset fuse 30V 1,85A	OZRB0185FF1E	530-OZRB0185FF1E	507-1319-ND	2
C1,C2,C4,C5,C13,C14,C16,C17	Capacitors radial D18mm P7.5mm	UVR1H332MHD	647-UVR1H332MHD	493-1113-ND	8
C7,C8,C10,C11	Capacitors radial D18mm P7.5mm	UVR1E682MHD	647-UVR1E682MHD	493-1069-ND	4
C3,C6,C9,C12,C15,C18	Capacitors radial P5mm	MKS2-.1/63/5	505-MKS2.1/63/5	1928-1656-ND	6
J1,J3,J5,J7,J9,J11	Terminal block 2pos P5mm (ex: Phoenix contact MKDSN)	1729018	651-1729018	277-1236-ND	6
J13	Sub-D 15pos	ID15S33E4GV00LF	649-ID15S33E4GV00LF	609-5371-ND	1
J14	Terminal screw M3	Keystone 7698	534-7698	36-7698-ND	1
J1,J3,J5,J7,J9,J11 (substitute parts)	Molex Micro-Fit 3.0 1x2 vertical header	43045-0212	538-430-45-0212	WM1789-ND	6
	Molex Micro-Fit 3.0 2pos receptacle	43025-0200	538-43025-0200	WM1783-ND	6
	Molex Micro-Fit 3.0 20-24AWG female crimp terminal	43030-0007	538-43030-0007	WM1837-ND	12
	Molex Micro-Fit 3.0 18AWG female crimp terminal	43030-0038	538-43030-0038	WM13070CT-ND	
J2,J4,J6,J8,J10,J12	Terminal block or Molex Micro-Fit (not needed if DB15 is used)				6
Cx1,Cx2,Cx3,Cx4,Cx5,Cx6	PET Capacitor radial P5mm (Body:7,2x2,5) - optional snubber				6
Cs1,Cs2,Cs3,Cs4,Cs5,Cs6	PET Capacitor radial P5mm (Body:7,2x7,2) - optional snubber				6
Rs1,Rs2,Rs3,Rs4,Rs5,Rs6	Resistor axial - optional snubber				6



Link to Mouser basket (without Molex Micro-Fit connectors, snubber parts, optional connectors) :

<https://www.mouser.com/ProjectManager/ProjectDetail.aspx?AccessID=48dfc4d630>

For optional snubber parts, refer to Mark Johnson's topic :

<https://www.diyaudio.com/forums/power-supplies/243100-simple-math-transformer-snubber-using-quasimodo-test-jig.html>





With Molex Micro-Fit 3.0 connectors:

