


Precision Non-Military Metal Glaze™ Resistors

RG series

- Excellent pulse handling
- Carbon comp. alternative
- 1/8 watt to 3 watts
- 0.4 ohm to 5.1 megohms
- 0.5% to 5% tolerance; 0.1% in selected ranges
- ± 25 ppm/°C to ± 200 ppm/°C



 All Pb-free parts comply with EU Directive 2011/65/EU (RoHS2)

Electrical Data

Type	MIL Type	Marking	Tol (±%)	T.C. (ppm/°C)	Power Rating (watts @70°C)	Max. Volt. Rtg.	Resistance Range (Ω)	Nominal Size (watts)	Dimens. Code
RG 1/8 ¹	-	Band	2, 5	200	0.25	200	4R3 to 1M5	0.125	1
RG 1/4	-	Band	5	200	0.5 ⁵	250 ⁶	4R3 to 5M1	0.25	2
RG 1/2	-	Band	5	200	1	350	4R3 to 5M1	0.5	3
TF-05 ¹	-	Band/Legend	1, 2, 5	100	0.25	200	0R4 to 9M9	0.125	1
TF-07	-	Band/Legend	1, 2, 5	100	0.5	250	0R4 to 9M9	0.25	2
TF-20	-	Band/Legend	1, 2, 5	100	1	250	0R4 to 9M9	0.5	3
GF-55	Flame Resist ²	Legend	1	50 ⁴ , 100	0.5	250	0R4, 2M	0.25	2
GF-07	Flame Resist ²	Legend	2, 5	100	0.5	250	0R4, 2M	0.25	2
GF-60	Flame Resist ²	Legend	1	50 ⁴ , 100	0.75	350	0R4, 2M	0.5	4
GF-20	Flame Resist ²	Legend	2, 5	100	0.75	350	0R4, 2M	0.5	4
GF-3	Flame Resist ²	Legend	1, 2, 5	200	2 3	750	1R to 2M	3	5
GS-3	Flame Resist ²	Legend	1, 2, 5	50 ⁴ , 100	2 3	1000	1R to 3M	3	5
RG-07	-	Band	2, 5	200	0.5	250	4R3 to 5M1	0.25	2
RG-20	-	Band	2, 5	200	1	350	4R3 to 5M1	0.5	3
TO-55	-	Band/Legend	.1, .5, 1 ³	100	0.5	200	10R to 3M01	0.25	2
T2-55	-	Legend	.1, .5, 1 ³	50	0.25	200	10R to 3M01	0.25	2
T9-55	-	Legend	.1, .5, 1 ³	25	0.25	200	10R to 3M01	0.25	2
T0-60	-	Band/Legend	.1, .5, 1 ³	100	0.75	300	10R to 3M01	0.5	4
T2-60	-	Legend	.1, .5, 1 ³	50	0.5	250	10R to 3M01	0.5	4
T9-60	-	Legend	.1, .5, 1 ³	25	0.5	250	10R to 3M01	0.5	4

¹ Conformally coated construction on all Dimension Code 1 resistors. Size code 1 parts are not recommended for new designs.

² Contact factory for details on flame-resistant specifications.

³ Only available in F tolerance above 2M ohm.

⁴ Below 10 ohms only available in 100 ppm.

⁵ 1 watt @ 70°C available - consult factory.

⁶ Contact factory for details on higher voltage rating.

General Note

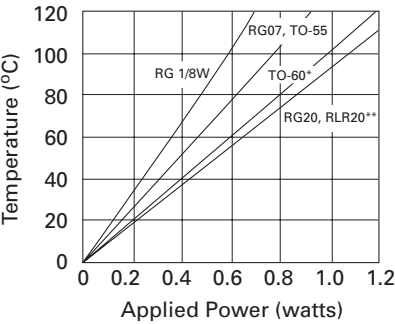
TT Electronics reserves the right to make changes in product specification without notice or liability.

All information is subject to TT Electronics' own data and is considered accurate at time of going to print.

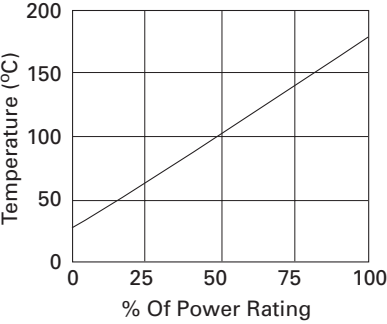
RG series

Performance Data

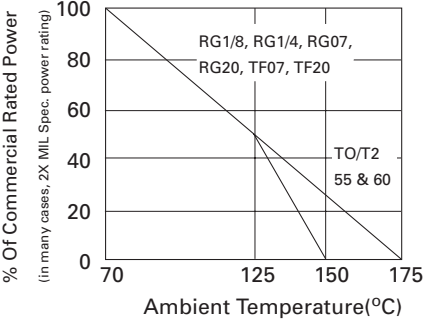
RG 'To' Film Temp. Rise



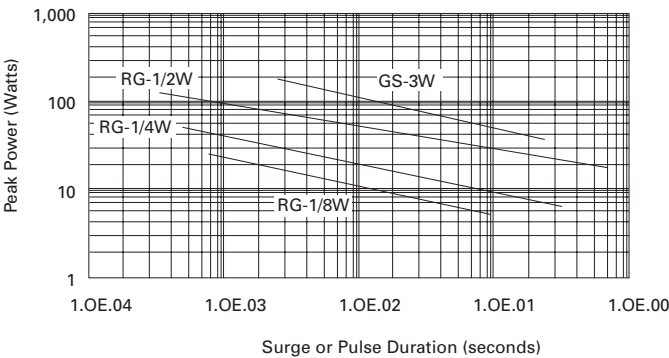
GS-3 Surface Temp. Rise



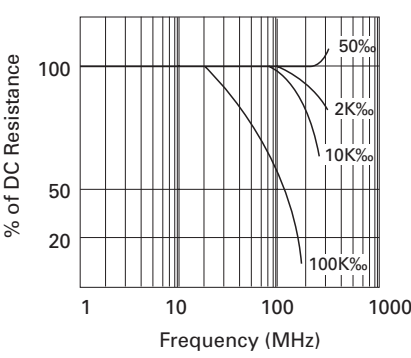
Commercial Power Derating



RG Series Surge Capability for Repetitive Surges



RG 1/4 High-frequency Characteristics



Note: Use for repetitive pulses where the average power dissipation is not to exceed the component rating at 70°C.

Surge handling capacity for low-repetitive surges may be significantly greater than shown above. Contact factory for recommendations

Physical Data

Dimensions (mm)						
Dim Code	Nominal Size (watts)	Body Length BL	Body Dia. BD	Lead Length LL	Lead Dia. LD	Clean Lead
1	0.125	3.8±0.3	1.7±0.2	25.4±3.2	0.41±0.05	5.7
2	0.25	6.4±0.4	2.3±0.2	38.1±3.2	0.64±0.05	7.9
3	0.5	9.9±0.3	3.6±0.2	38.1±3.2	0.81±0.05	11.4
4	0.5	9.9±0.3	3.6±0.2	38.1±3.2	0.64±0.05	11.4
5	3	13.1±0.3	5.7±0.2	38.1±3.2	0.81±0.05	14.6

General Note

TT Electronics reserves the right to make changes in product specification without notice or liability.
All information is subject to TT Electronics' own data and is considered accurate at time of going to print.

Ordering Procedure

This product has two valid part numbers:

European (Welwyn) Part Numbers: **RG1/4-220KJPB** (RG1/4 at 220 kilohms $\pm 5\%$, SnPb finish)
GF07-100RFI (GF07 at 100 ohms $\pm 1\%$, Pb-free)

R	G	1	/	4	-	2	2	0	K	J	P	B
G	F	0	7		-	1	0	0	R	F	I	
1				2				3	4			

1 Type	2 Value	3 Tolerance	4 Termination & Packing		
See Electrical Data	E24 = 3/4 characters E96 = 4/5 characters R = ohms K = kilohms M = megohms	B = $\pm 0.1\%$	I = Pb-free		
		D = $\pm 0.5\%$	PB = SnPb		
		F = $\pm 1\%$	Dim. Codes 1 & 2	Tape	1250/reel
		G = $\pm 2\%$	Dim Code 3	Pack	
		J = $\pm 5\%$			

USA (IRC) Part Numbers: **RG1/42203J** (RG1/4 at 220 kilohms $\pm 5\%$, SnPb finish)
GF071000FLF (GF07 at 100 ohms $\pm 1\%$, Pb-free)

R	G	1	/	4	2	2	0	3	J		
G	F	0	7		1	0	0	0	F	L	F
1				2				3	4		

1 Type	2 Value	3 Tolerance	4 Termination
See Electrical Data	3 digits + multiplier R = ohms for values <100 ohms	B = $\pm 0.1\%$	Omit for SnPb
		D = $\pm 0.5\%$	LF = Pb-free
		F = $\pm 1\%$	
		G = $\pm 2\%$	
		J = $\pm 5\%$	

General Note

TT Electronics reserves the right to make changes in product specification without notice or liability.
All information is subject to TT Electronics' own data and is considered accurate at time of going to print.

Mouser Electronics

Authorized Distributor

Click to View Pricing, Inventory, Delivery & Lifecycle Information:

TT Electronics:

[RG1/4 20K 5%TR](#) [RG1/2 1K 5%TR](#) [RG1/2 10K 5%](#) [RG1/2 100 5%](#) [RG1/2 160 5%TR](#) [RG1/2 1000 5%TR](#) [RG1/2 390K 5%](#) [RG1/2 3.6K 5%TR](#) [RG1/2 750 5%](#) [RG1/4 36K 5%TR](#) [RG1/2 10 5%](#) [RG1/4 270 5%](#) [RG1/2 4.3K 5%](#) [RG1/2 7.5 5%](#) [RG1/4 220K 5%TR](#) [GS3T0 47K 5%TRLF](#) [RG1/2 270K 5%TR](#) [RG1/2 1.8K 5%TR](#) [RG1/2 4.7K 5%TR](#) [RG1/4 200K 5%TR](#) [RG1/4 33K 5%TR](#) [RG1/2 2K 5%TR](#) [RG1/2 1.2K 5%](#) [RG1/2 1.5K 5%TR](#) [RG1/2 10 2%TR-HSD](#) [RG1/2 10 5%TR](#) [RG1/2 100K 5%TR](#) [RG1/2 10K 5%TR](#) [RG1/2 120 5%TR](#) [RG1/2 15 5%TR](#) [RG1/2 220 5%](#) [RG1/2 3.3K 5%TR](#) [RG1/2 33 5%](#) [RG1/2 4.3 5%](#) [RG1/2 47 5%](#) [RG1/2 47 5%TR](#) [RG1/2 5.1K 5%TR](#) [RG1/2 5.6K 5%TR](#) [RG1/2 51 5%TR](#) [RG1/2 510 5%](#) [RG1/2 820 5%](#) [RG1/4 1.5K 5%TR](#) [RG1/4 10 5%TR](#) [RG1/4 100 5%](#) [RG1/4 100 5%TR](#) [RG1/4 100K 5%TR](#) [RG1/4 10K 5%TR](#) [RG1/4 15K 5%TR](#) [RG1/4 1K 5%TR](#) [RG1/4 1M 5%TR](#) [RG1/4 2.2K 5%TR](#) [RG1/4 22K 5%TR](#) [RG1/4 270 5%TR](#) [RG1/4 2K 5%TR](#) [RG1/4 3.3M 5%TR](#) [RG1/4 3.9K 5%TR](#) [RG1/4 33 5%TR](#) [RG1/4 3K 5%TR](#) [RG1/4 47 5%TR](#) [RG1/4 47K 5%TR](#) [RG1/4 5.1 5%](#) [RG1/4 5.1K 5%TR](#) [RG1/4 510 5%TR](#) [RG1/4 6.8K 5%TR](#) [RG1/4 620 5%](#) [RG1/4 75K 5%TR](#) [RG1/4 8.2K 5%TR](#) [RG1/4 82K 5%TR](#) [RG1/4 ZEROHM LT](#) [TF07 1 1%TR](#) [TF07 1.3 1%TR](#) [TF07 2 1%TR](#) [TF07 2.21 1%TR](#) [TF20 1 5%](#) [TF20 2 5%](#) [GS3T0 100K 5%TRLF](#) [MF2S 1203 JTRLF](#) [RG1/2 15K 5%TR](#) [RG1/4 4700 5%TR](#) [TF20-1/2-100-6R49-F-043G](#) [RG07 10K 2%TR](#) [TF20 3.9 5%](#)