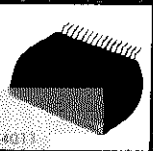


STK-457, 459, 460
461, 463, 465

thick film hybrid IC

2 POWER 2 CHANNEL

10 to 30 W min AF POWER AMP.



Features

- © IMST, 2 Channels by 2 Power Suppliers.
- AF output power STK-457: 10W min., STK-459: 15W min. STK-460: 20W min., STK-461: 20W min., STK-463: 25W min. STK-465: 30W min.

MAXIMUM RATINGS / $T_a=25^\circ\text{C}$

		STK-457	STK-459	STK-460	STK-461	STK-463	STK-465	unit
Maximum Supply Voltage	V_{CC} max	± 26	± 31	± 32	± 33	± 38	± 41	V
Operating Case Temperature	T_C	\rightarrow	\rightarrow	\rightarrow	\rightarrow	\rightarrow	105	$^\circ\text{C}$
Storage Temperature	T_{stg}	\rightarrow	\rightarrow	\rightarrow	\rightarrow	\rightarrow	-30 to $+105$	$^\circ\text{C}$
Allowable Load Shorting Time (in appointed condition)	t_s	\rightarrow	\rightarrow	\rightarrow	\rightarrow	\rightarrow	2	sec

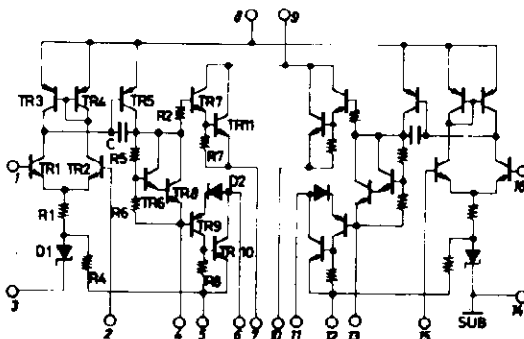
RECOMMENDED OPERATION CONDITION / $T_a=25^\circ\text{C}$

		STK-457	STK-459	STK-460	STK-461	STK-463	STK-465	unit
Recommended Supply Voltage	V_{CC}	± 18	± 21	± 23	± 23	± 26	± 28	V
Load Resistance	R_L	\rightarrow	\rightarrow	\rightarrow	\rightarrow	\rightarrow	8	ohm

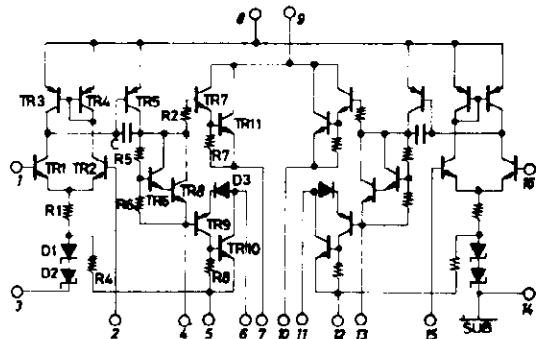
OPERATION CHARACTERISTICS / $T_a=25^\circ\text{C}$, recommended condition $R_g=600$ ohm, $V_G=40$ dB

		STK-457	STK-459	STK-460	STK-461	STK-463	STK-465	unit
Quiescent Current	I_{CCO}	\rightarrow	\rightarrow	\rightarrow	\rightarrow	\rightarrow	120	mAmax
Output Power	P_o THD=0.08% $f=20\sim 20\text{kHz}$	10	15	20	20	25	30	Wmin
Distortion	THD $P_o=1\text{W}$ $f=20\sim 20\text{kHz}$	\rightarrow	\rightarrow	\rightarrow	\rightarrow	\rightarrow	0.08	%max
Frequency Response	f $P_o=1\text{W}, \pm 0.3$ dB $f=1\text{kHz}$	\rightarrow	\rightarrow	\rightarrow	\rightarrow	\rightarrow	10 to 100k	Hz
Input Resistance	r_i $P_o=1\text{W},$ $f=1\text{kHz}$	\rightarrow	\rightarrow	\rightarrow	\rightarrow	\rightarrow	32k	ohm

EQUIVALENT CIRCUIT



STK-457, 459, 460



STK-461, 463, 465

APPLICATION: AF Power Amp.

