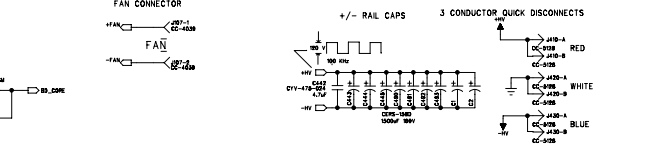
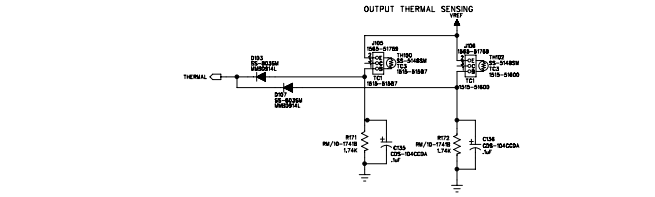
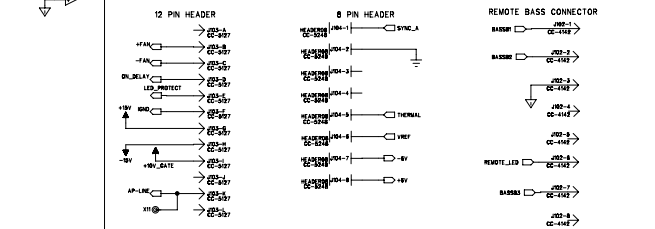


DRAWING REVISION RECORD				
REV	ECO#	DESCRIPTION	DATE	REV BY
01-A		PROTO 1	03-DEC-04	F M L
02-A		PROTO 2	09-MAY-05	D H
03-A		DVT	24-AUG-05	D H
04-A		IND P/N WAS: 1530-52314-01, ADDED "C5" CYV-475-024	09-DEC-05	D H
04-A	AZ7751	INITIAL RELEASE	06-JAN-06	D H
05-A	AZ7813	"C5" NOT INSTALLED	15-FEB-06	D H



UNLESS OTHERWISE SPECIFIED: DIMENSIONS ARE IN INCHES. TOLERANCES ARE: X.XX +/- .XX X.XXX +/- .XXX ANGLES +/- 1° CONCENTRICITY +/- .XX SURFACE FINISH		SIGNATURES DRAWN BY D.BAKER	DATE 27-OCT-04	 <b>ROCKFORD CORPORATION</b> 1405-51764-05-A.SCH 1405-51764-05 A
COPYRIGHT 2005 ROCKFORD CORPORATION		ELEC ENGR		
		MECH ENGR		
		PROD ENGR		
		SUPPLY CHAIN		

- NOTES (UNLESS OTHERWISE SPECIFIED):
1. ALL RESISTORS IN OHMS IN TOLERANCE.
  2. TESTPOINTS MEASURED WITH RESPECT TO GROUND WITH A DVM +/- .20%.
  3. ALL CAPS IN MICROFARADS 20% TOLERANCE.
  4. MAXIMUM OUTPUT TEST CONDITIONS:

