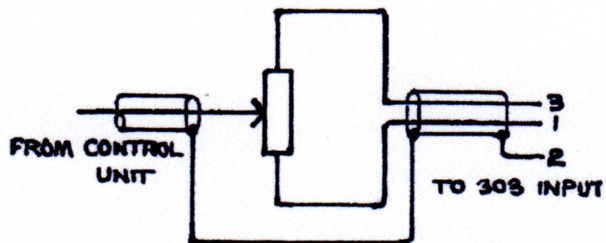
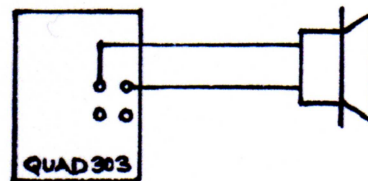


PRESET POTENTIOMETER 5K Ω LN

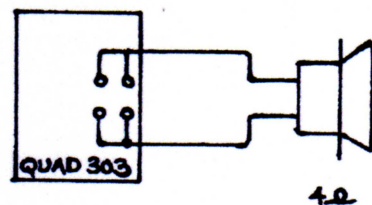


INPUT WIRING

Ⓐ ADJUSTMENT



Ⓑ OPERATION

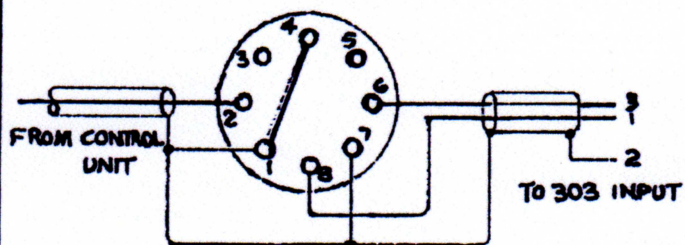


OUTPUT WIRING

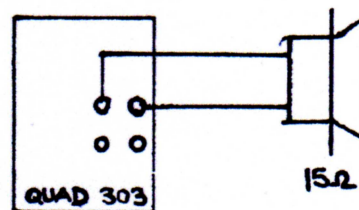
SINGLE CHANNEL OPERATION OF THE QUAD 303
PARALLEL CONNECTION - 90W 4 Ω

THE ACOUSTICAL MFG. CO. LTD. HUNTINGDON

BASE OF 278Q/5P
TRANSFORMER



INPUT WIRING



OUTPUT WIRING

SINGLE CHANNEL OPERATION OF THE QUAD 303
SERIES CONNECTION - 90W 16 Ω

THE ACOUSTICAL MFG. CO. LTD. HUNTINGDON

The Quad 303 may be used as a single channel amplifier in two ways; first with the two amplifier channels in parallel, when the amplifier will deliver 90 watts to a single 4 Ω load and secondly, with the amplifier channels in series when the output of 90 watts will be delivered to a 16 Ω load. Obviously the mode of operation will be selected to suit the loudspeaker impedance in question.

The first arrangement requires a means of ensuring that both channels deliver the same signal amplitude to the load, most important if accurate load sharing is to be achieved. This is effected by means of a pre-set potentiometer connected as shown. For initial adjustment the loudspeaker is connected as shown in sketch A, a signal fed to the potentiometer, and the latter adjusted for a null response from the loudspeaker.

The speaker is then re-connected as sketch B and the equipment is ready for use without further adjustment of the potentiometer.

The second arrangement requires an input transformer to provide anti-phase input signals to the 2 channels, and the loudspeaker connected across the two red output sockets as shown. The transformer connections in the sketch are to suit the Quad transformer 278Q/SP but other suitable transformers could be used equally well.
