

8.0" Extended Woofer

**PURE
SOUND**

Long Stroke driver with
Ultra Low Distortion

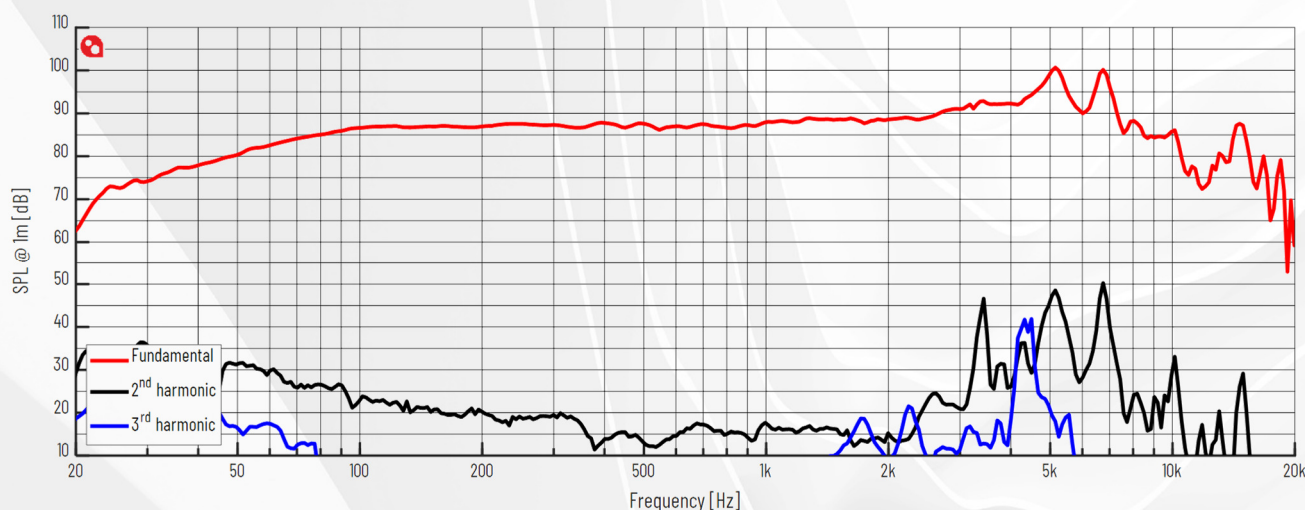


PTT8.0X08-NAB-02 DATA SHEET

KEY SPECIFICATIONS

- ⊙ Negligible Force Factor Modulation and Surround Radiation Distortion
- ⊙ Low Magnetic Hysteresis Distortion
- ⊙ "Real" long-stroke Performance: Distortion remains low over full Excursion
- ⊙ Uncompromised Midrange Performance
- ⊙ Designed and Manufactured in Denmark

Driver size	8"
DC resistance, R_{DC}	6.0 Ω
Resonance freq., f_s	27 Hz
Total Q factor, Q_{ts}	0.35
Effective piston area	235 cm ²
Equivalent volume, V_{as}	59 L
SPL@2.83V _{rms} /1m	87.1 dB
Linear X_{max}	+/- 9.3 mm
Mechanical X_{max}	+/- 15.0 mm
IEC Power handling	TBD
Cone material	Black Anodized Aluminum



1 Specifications

1.1 Electrical & Acoustical Parameter

Parameter		Typ	Unit
Z_n	Nominal impedance	8	Ω
Z_{min}	Minimum impedance above resonance	6.5	Ω
f_{min}	Frequency for minimum impedance	241	Hz
Z_o	Maximum impedance	120	Ω
R_{DC}	DC resistance	6.0	Ω
L_e	Voice Coil inductance @ 1kHz 0mm	0.33	mH
SPL	SPL@2.83V _{rms} /1m, 300Hz-800Hz, ref. 20 μ Pa (infinite baffle / 2pi)	87.1	dB
	SPL@1W(Z_{min})/1m, 300Hz-800Hz, ref. 20 μ Pa (infinite baffle / 2pi)	86.2	dB

Table 1 Electrical & Acoustical Parameters

1.2 T/S & Lumped Parameters

Parameter		Typ	Unit
f_s	Resonance frequency	27	Hz
Q_{ms}	Mechanical Q factor	7.0	-
Q_{es}	Electrical Q factor	0.36	-
Q_{ts}	Total Q factor	0.35	-
V_{as}	Equivalent volume	58.9	L
S_d	Effective piston area	235.1	cm ²
D	Effective piston diameter	17.3	cm
Bl	Force factor	11.4	N/A
R_{ms}	Mechanical resistance	1.13	kg/s
M_{ms}	Moving mass	47.1	g
C_{ms}	Suspension compliance	0.75	mm/N

Table 2 T/S & Lumped Parameters

1.3 Mechanical Properties

Parameter		Typ	Unit
Excursion Properties			
X_{max}	Linear excursion = (Voice Coil length - Airgap height) / 2	+/-9.3	mm
	Mechanical excursion	+/-15.0	mm
Physical Dimensions			
	Basket diameter	221	mm
	Cutout diameter	193	mm
	Mounting hole pattern diameter	210	mm
	Mounting hole diameter	5.2	mm
	Magnet diameter	140	mm
	Outer flange height	5	mm
	Build-in depth	102	mm
	Weight	3.7	kg
Voice Coil Properties			
	Voice Coil diameter	52	mm
	Voice Coil length	23.6	mm
	Voice Coil layers	2	-
	Airgap height	5	mm
	Winding material	CU	-

Table 3 Mechanical Properties

1.4 Power Handling

Parameter		Typ	Unit
	Long term maximum power (IEC268-5 18.2)	TBD	W
	Rated noise power, 100h (IEC268-5 18.4)	TBD	W

Table 4 Power Handling

1.5 Typical Performance, Graphs

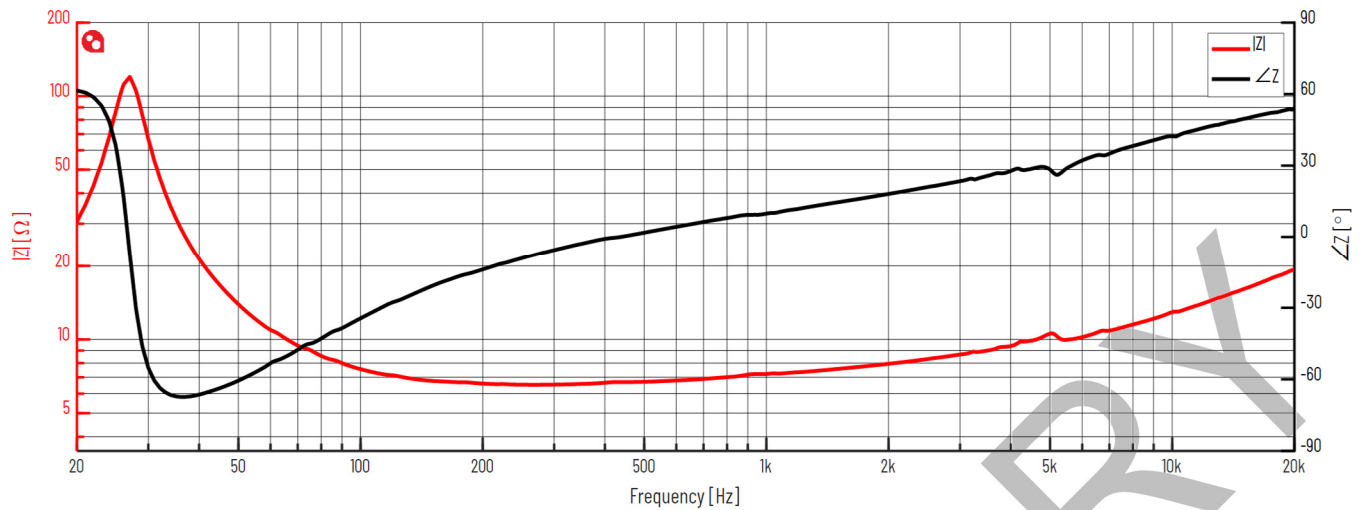


Figure 2 Impedance Response @ 2.83V

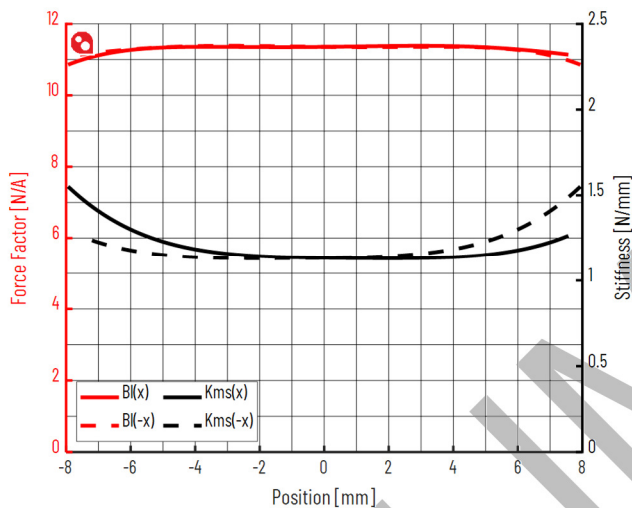


Figure 3 Force Factor and Stiffness vs Voice Coil Position

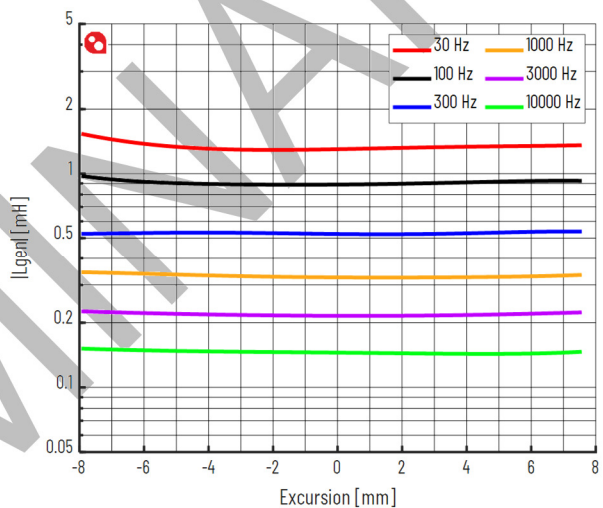


Figure 4 Inductance vs Voice Coil Position

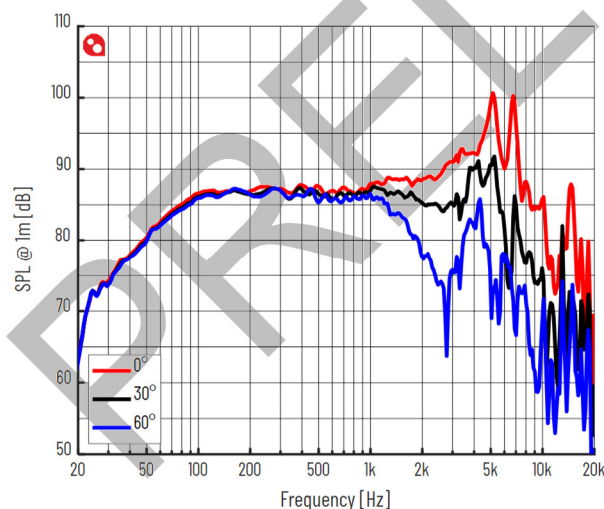


Figure 5 Axial Frequency Response @ 1m, 2.83Vrms

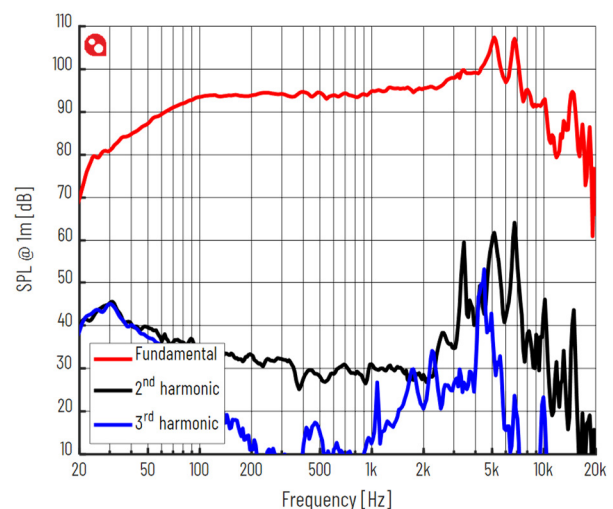
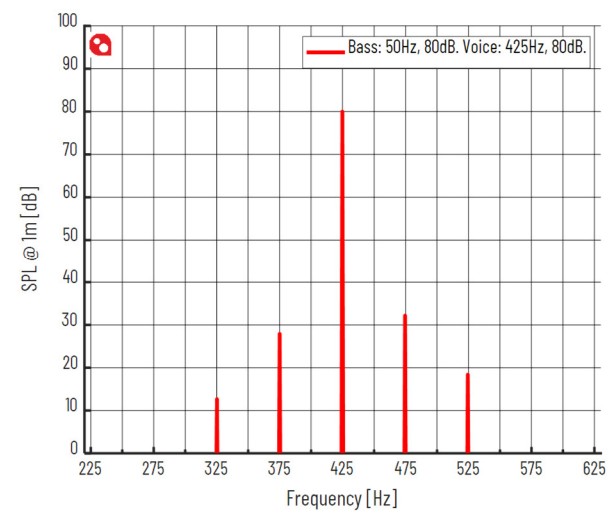
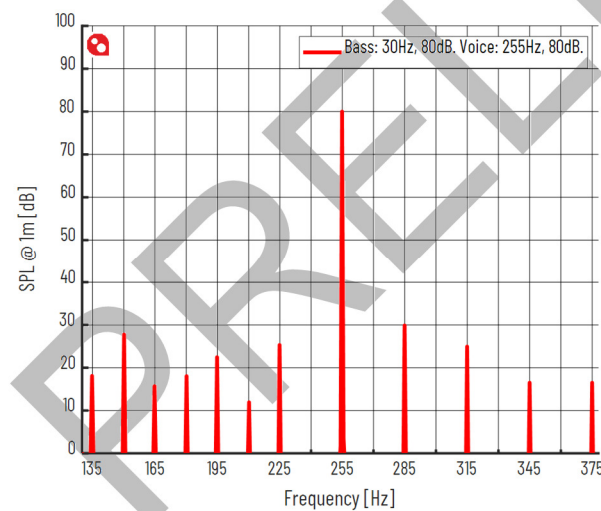
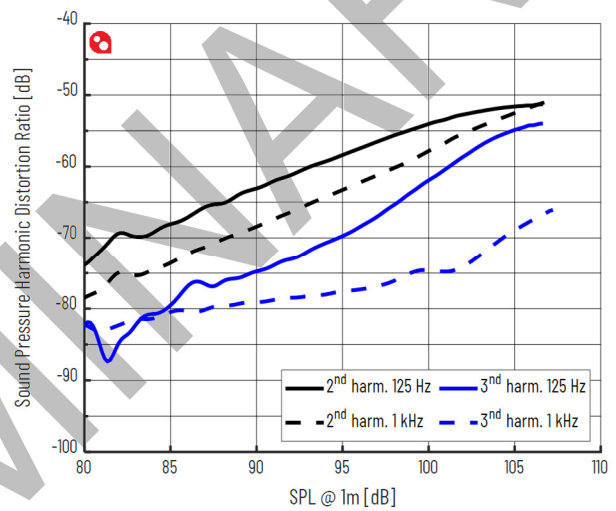
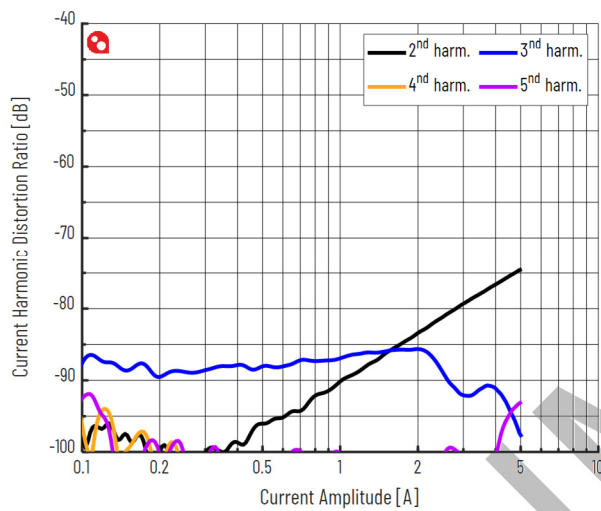
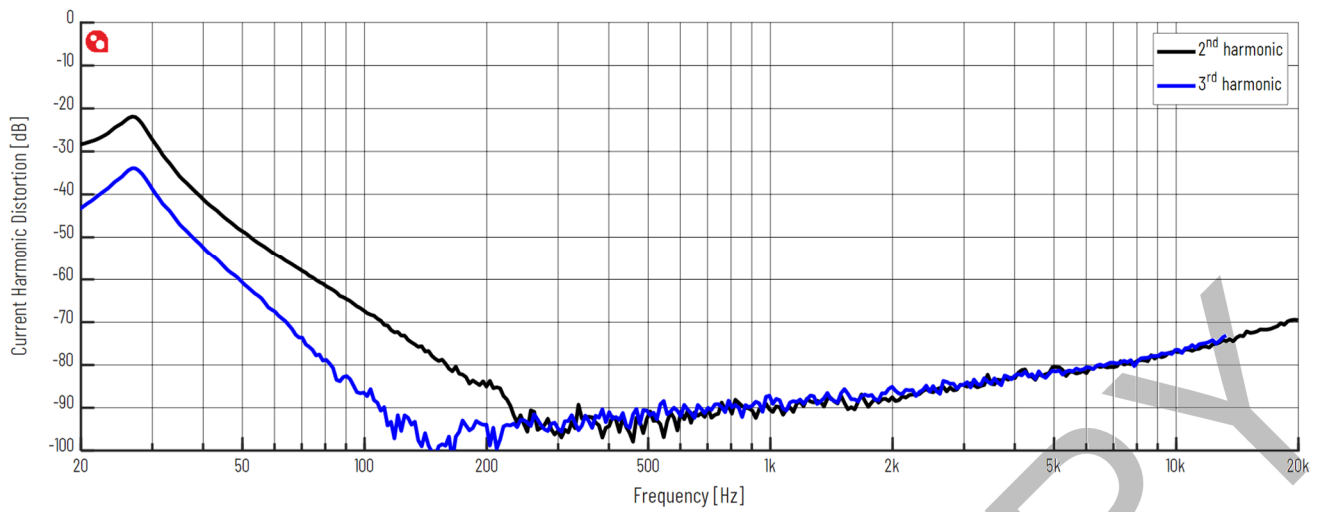
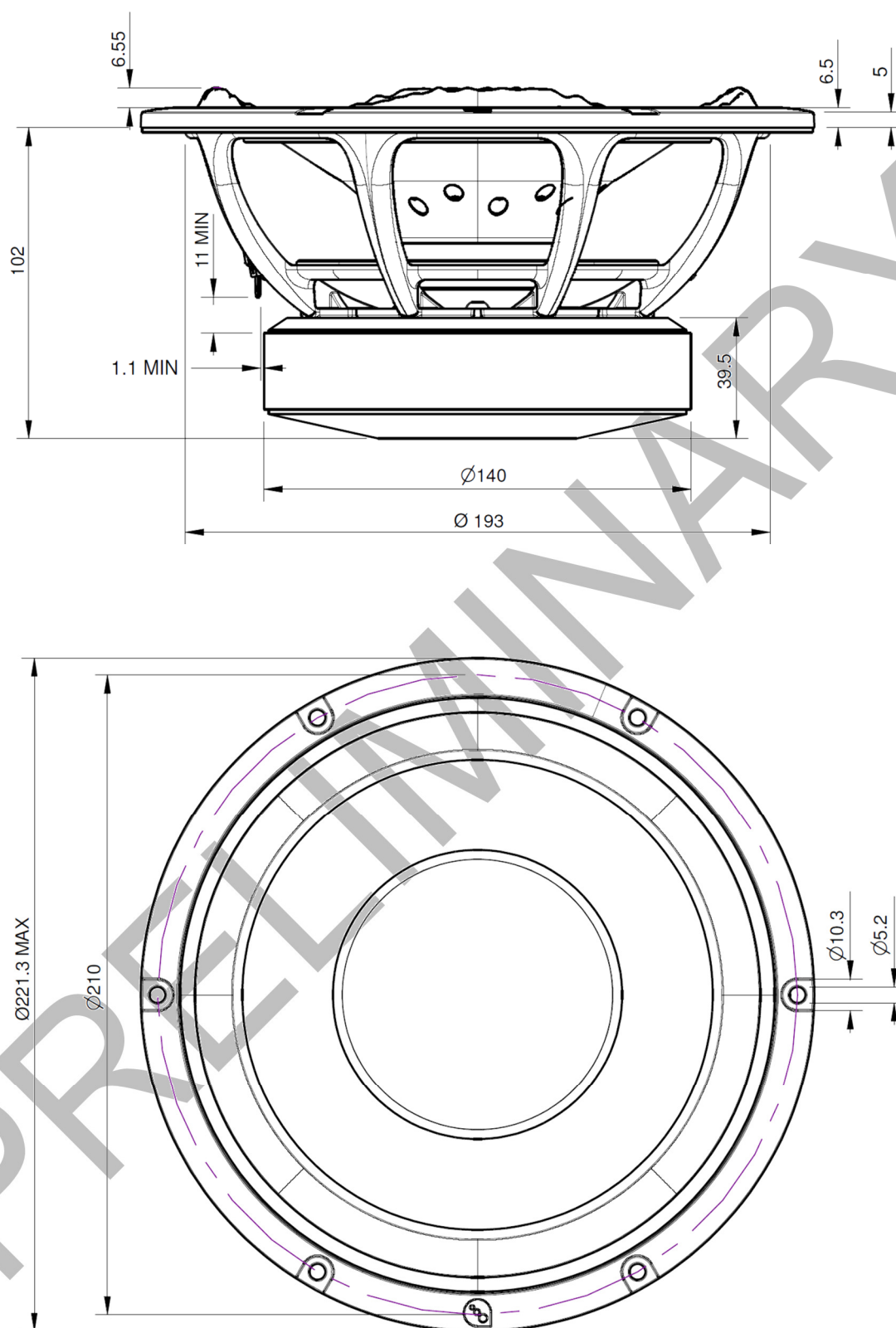


Figure 6 Frequency Response @ 1m, 94dB



2 Drawings



Accuracy of Information: To the extent PURIFI ApS provides information on function and specifications, PURIFI ApS attempts to be as accurate as possible. However, PURIFI ApS does not warrant the accuracy of information on its website and other documents as accurate, complete, reliable, current, or error-free. All data and information in the Data Sheet are subject to change.