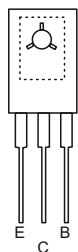



TOP VIEW  
MJE 350/340




TOP VIEW  
LM317T

TOP VIEW  
LM338T



TOP VIEW  
LM337T



TOP VIEW  
SPA08N80C3



	JS_PP_EL34_SCHEMATIC_PSU_324V+145V_141				Project No
Drawing Title	JS_PP_EL34_SCHEMATIC V.3				
	Name	Signature	Date	Scale	1:1
Designed by	Jarek S.		18.03.2021	Dwg No	1 / 2
Checked by				Page/of	
Approved by					