

Lamps > COMPACT H.I.D. > CDM Ceramic Discharge Metal Halide > CDM-TD



Features

Warm (3000K) or fresh white (4200K) colour impression

Colour rendering good (3000K: R a > 80) to excellent (4200K: R a > 90)

High beam intensities possible thanks to the small axial discharge arc and compact lamp dimensions

Burning position horizontal +/- 45°/Ll>

Description

Compact discharge lamps with a stable colour over lifetime and a sparkling light

Application

Shops and shop windows, offices and public buildings

Decorative outdoor: floodlighting of facades, statues and monuments

Benefits

Stable colour impression over lifetime

High lamp efficacy results in low operating costs

Long lamp life compared with incandescent and halogen lamps

Relatively low heat output enhances comfort for shoppers and staff

All types have UV-Block filtering for reduced fading risks

System:

Must be used in combination with a ballast and an ignitor

A high-current protection device is mandatory (IEC 1167)


If there is a constant voltage deviation of more than 3% of the rated voltage, a different ballast rating/tap must be used

Electronic gear such as Philips EMC can be used, and eliminates visible flicker

Luminaires

Must be used in closed luminaires with a hard-glass cover

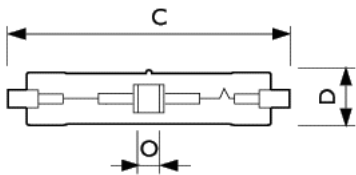
Packaging Information

Consumer Unit (EAN1)						Box (EAN3)			
Commercial Code	Product Description	Unit	EAN Code 1	Pieces	Dimensions in cm (L x H x W)	EAN Code 3	Pieces	Dimensions in cm (L x H x W)	
					Per				
CDMTD150W830	CDM-TD 150W /830 RX7S 1CT/12	PCE	8711500197849	1		8711500197856	12	17.7 x 19.6 x 16.2	MASTER
CDMTD150W830	CDM-TD 150W /830 RX7S 1CT/12	PCE	8711500197849	1		8711500197856	12	17.7 x 19.6 x 16.2	MASTER
CDMTD150W942	CDM-TD 150W /942 RX7S 1CT/12	PCE	8711500200259	1		8711500200266	12	17.7 x 19.6 x 16.2	MASTER
CDMTD150W942	CDM-TD 150W /942 RX7S 1CT/12	PCE	8711500200259	1		8711500200266	12	17.7 x 19.6 x 16.2	MASTER
CDMTD70W830	CDM-TD 70W /830 RX7S 1CT/12	PCE	8711500197825	1		8711500197832	12	17.7 x 19.3 x 16.2	MASTER
CDMTD70W830	CDM-TD 70W /830 RX7S 1CT/12	PCE	8711500197825	1		8711500197832	12	17.7 x 19.6 x 16.2	MASTER
CDMTD70W942	CDM-TD 70W /942 RX7S 1CT/12	PCE	8711500200020	1		8711500200037	12	17.7 x 19.6 x 16.2	MASTER
CDMTD70W942	CDM-TD 70W /942 RX7S 1CT/12	PCE	8711500200020	1		8711500200037	12	17.7 x 19.6 x 16.2	MASTER

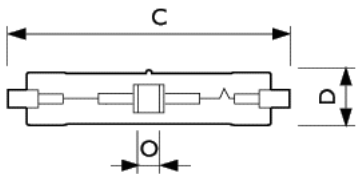
Technical Product Information

Commercial Code	Product Description	Volt (V)	Watt	Finish	Cap	Color	Color Descriptions	Lumen	Beam	CRI	Avg.
			(W)			Temp.		(Lm)	Angle	(Ra)	Life
						(K)			°		Hours
CDMTD150W830	CDM-TD 150W /830 RX7S 1CT/12		150	CLEAR	RX7S	3000	830 WARM WHITE	13250		88	
CDMTD150W830	CDM-TD 150W /830 RX7S 1CT/12		150	CLEAR	RX7S	3000	830 WARM WHITE	13250		88	
CDMTD150W942	CDM-TD 150W /942 RX7S 1CT/12		150	CLEAR	RX7S	4200	942 COOL WHITE	14200		96	
CDMTD150W942	CDM-TD 150W /942 RX7S 1CT/12		150	CLEAR	RX7S	4200	942 COOL WHITE	14200		96	
CDMTD70W830	CDM-TD 70W /830 RX7S 1CT/12		70	CLEAR	RX7S	3000	830 WARM WHITE	6500		82	
CDMTD70W830	CDM-TD 70W /830 RX7S 1CT/12		70	CLEAR	RX7S	3000	830 WARM WHITE	6500		82	
CDMTD70W942	CDM-TD 70W /942 RX7S 1CT/12		70	CLEAR	RX7S	4200	942 COOL WHITE	6000		92	
CDMTD70W942	CDM-TD 70W /942 RX7S 1CT/12		70	CLEAR	RX7S	4200	942 COOL WHITE	6000		92	

Dimension Diagram



Type	C	D	O
CDMTD150W830	134	23	10
CDMTD150W830	134	23	10
CDMTD150W942	134	23	10
CDMTD150W942	134	23	10



Type	C	D	O
CDMTD70W830	116	20	8
CDMTD70W830	116	20	8
CDMTD70W942	116	20	8

CDMTD70W942

116

20

8