

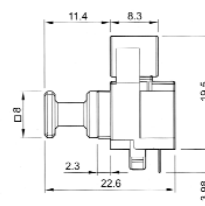
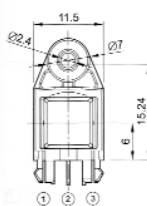
Optical Jacks

The **CLIFF®** range of Optical Transmitter and Receiver jacks feature seven different models that conform to the EIAJ standard CP-1201 for Digital Audio Interfaces including Fibre-Optical interconnections. Optical Jacks are virtually unaffected by noise when transmitting and receiving signals between digital audio equipment, enabling high-quality audio recording and high speed signal receiving. It continues to be adopted as a virtual standard in portable audio equipment. Several models have a self-tapping hole for panel mounting and three models replace the plug-in cover with a convenient hinged shutter to protect against contamination.

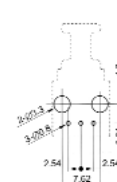


OTJ-1/ORJ-1 Single Optical Transmitter and Receiver Jack. Right angle PCB mount with self tapping hole for panel mounting. Removable plug-in cover.

OTJ-1 (FC6842031T)
ORJ-1 (FC6842031R)

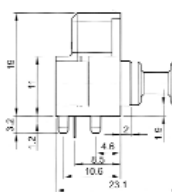
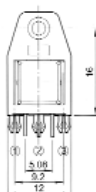


PC LAYOUT

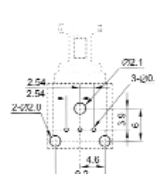


OTJ-2/ORJ-2 Single Optical Transmitter and Receiver Jack. Right angle PCB mount with self tapping hole for panel mounting. Removable plug-in cover.

OTJ-2 (FC684202T)
ORJ-2 (FC684202R)

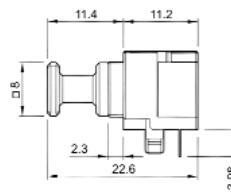
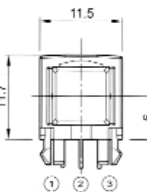


PC LAYOUT


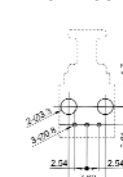


OTJ-3/ORJ-3 Single Optical Transmitter and Receiver Jack. Right angle PCB mount. Removable plug-in cover.

OTJ-3 (FC6842032T)
ORJ-3 (FC6842032R)

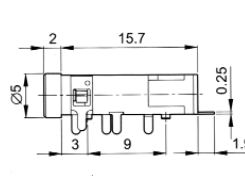
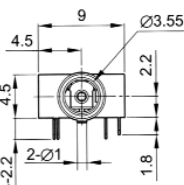


PC LAYOUT

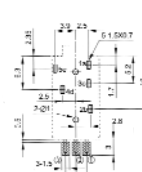


OTJ-4/ORJ-4 Single Optical Transmitter and Receiver Jack. Low profile right angle PCB mount.

OTJ-4 (FC684204T)
ORJ-4 (FC684204R)



PC LAYOUT



Cliff Electronic Components, Ltd.

76 Holmethorpe Avenue, Holmethorpe Ind. Est.

Redhill, Surrey RH1 2PF, England

Tel: +44 (0) 1737 771375

Fax: +44 (0) 1737 766012

Email: sales@cliffuk.co.uk



Visit us online at:

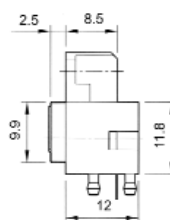
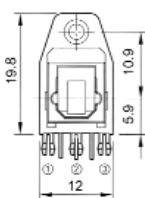
www.cliffuk.co.uk

Optical Jacks

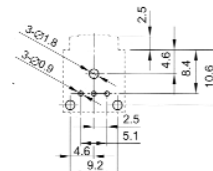


OTJ-5/ORJ-5 Single Optical Transmitter and Receiver Jack. Right angle PCB mount with self tapping hole for panel mounting. Hinged shutter.

OTJ-5 (FC684205T)
ORJ-5 (FC684205R)

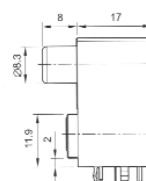
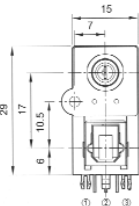


PC LAYOUT

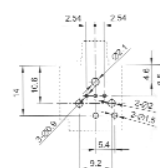


OTJ-6/ORJ-6 Dual SPDIF RCA and Optical Transmitter and Receiver Jack. Right angle PCB mount with self tapping hole for panel mounting. Hinged shutter. Several different colored inserts available.

OTJ-6 (FC684206T)
ORJ-6 (FC684206R)

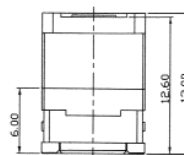
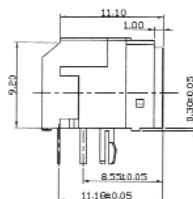


PC LAYOUT

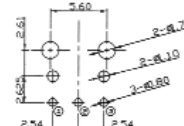


OTJ-8/ORJ-8 Optical Transmitter and Receiver Jack. Right angle PCB mount. Hinged shutter.

OTJ-8 (FC684208T)
ORJ-8 (FC684208R)



PC LAYOUT



Electrical Specifications:

Supply Voltage: -0.5 to 7.0V Maximum.

Input Voltage: -0.5 to +0.5V Maximum.

Operating Temperature: -20 deg. C to +70 deg. C Maximum.

Storage Temperature: -30 deg. C to +80 deg. C Maximum.

Soldering Temperature: 260 deg. C Maximum.

Mechanical Specifications:

Insertion Force: 5.9N Minimum, 39.2N Maximum.

Withdrawal Force: 5.9N Minimum, 39.2N Maximum.

Materials:

Body: PBT +30G, ABS 94-V-0 (depends on model)

Shutter: Nylon PA66

Please refer to the individual technical data sheets available for each model for the recommended operating conditions, characteristics, PC layouts and technical information. We also manufacture molded optical lead assemblies for use with our optical jacks. Please contact our sales office for more details.