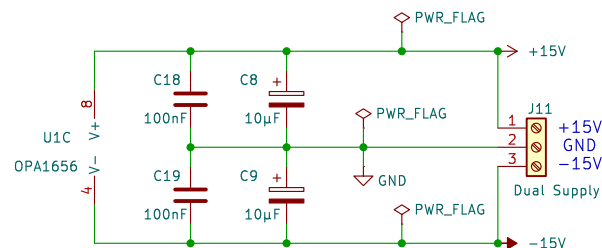
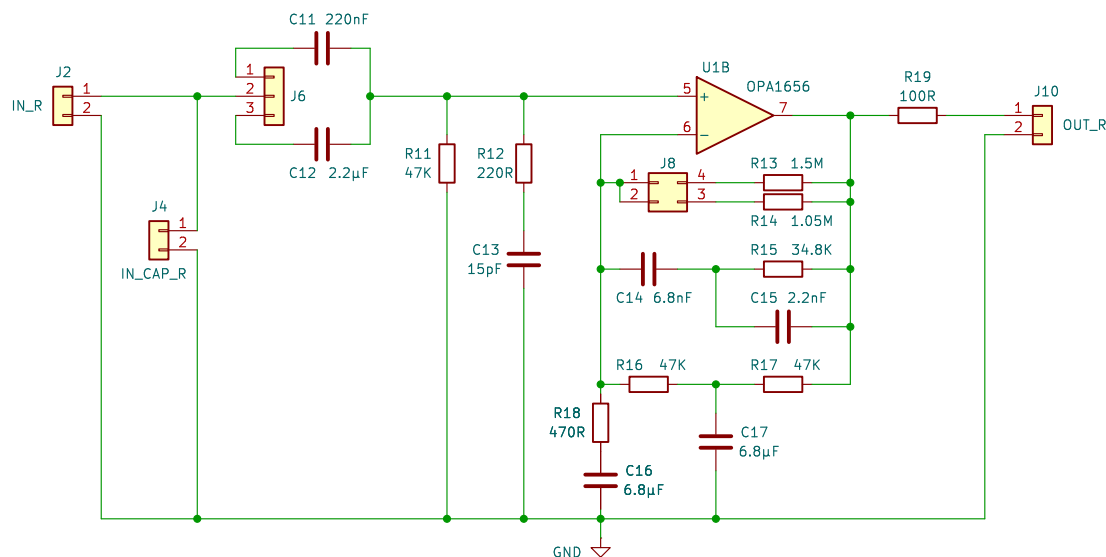
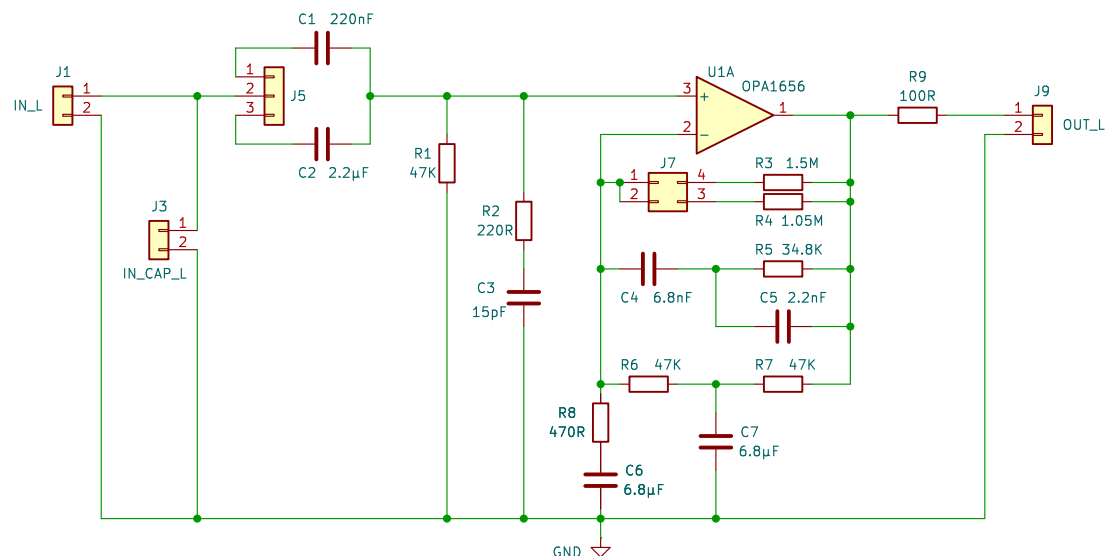


J5, J6 Jumpers:
(1+2=Second-order)
(2+3=Third-order)

J7, J8 Jumpers:
(1+4=Second-order)
(2+3=Third-order)



- H1 MountingHole
- H2 MountingHole
- H3 MountingHole
- H4 MountingHole



* Circuit Design by MarcelvdG – Diyaudio.com
PCB layout by Ansible – Diyaudio.com

Sheet: /
File: RIAA-Pre_HPF_MG.kicad_sch

Title: OPA1656 RIAA Preamp with High-Pass Filter

Size: A4 Date: 2025-04-10

KiCad E.D.A. 8.0.8

Rev: 0.1

Id: 1/1