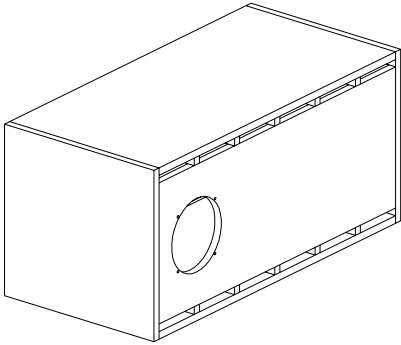


ONKEN ENCLOSURE DESIGN INFORMATION

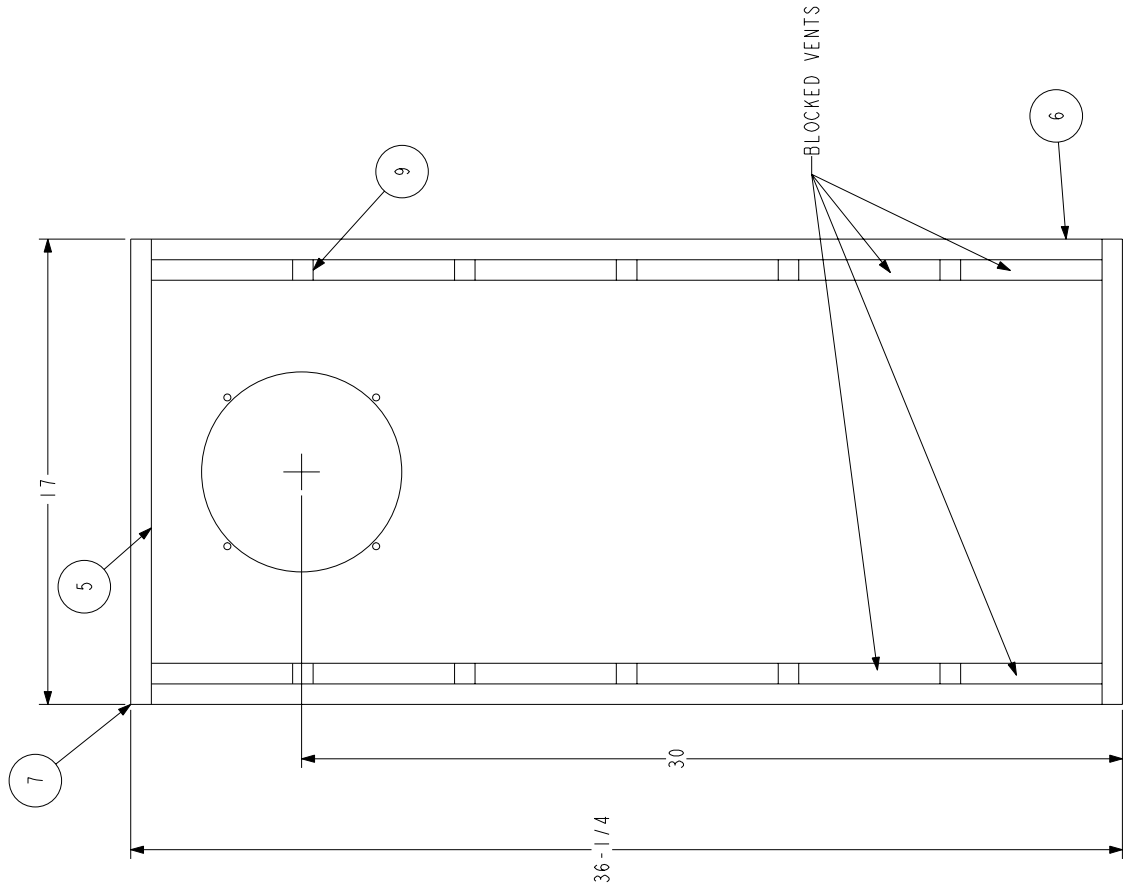
ITEM	PART NAME	QTY*
1	BACK_VER2	1
2	CLEAT_FRONT_HORZ_VER2	2
3	CLEAT_FRONT_VERT_VER2	2
4	CLEAT_SIDE_VER2	4
5	FRONT_VER2	1
6	SIDE_VER2	2
7	TOP-BOTTOM_VER2	2
8	VENT_BLOCKER_VER2	4
9	VENT_RIB_VER2	10
10	VENT_SIDE_VER2	2

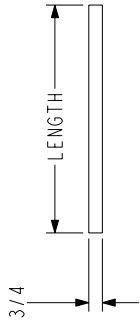
PARAMETERS	VALUE
INPUTS	
OUTER WIDTH (IN)	17.000
DEPTH OF VENT (IN)	14.101
INT. VOL. OF NON-VENT (IN^3)	7189.085
VENT WIDTH (IN)	0.750
VENT QUANTITY	8
FAKE VENT QTY	4
THICKNESS OF WOOD (IN)	0.750
FRONT VENT AREA (IN^2)	31.000
DRIVEN	
OUTER DEPTH (IN)	17.431
VENT HEIGHT (IN)	5.167
OUTER HEIGHT (IN)	36.250
VENT VOLUME (IN^3)	437.137
MDF WEIGHT (LB)	90

*QUANTITY IS FOR ONE ENCLOSURE ONLY

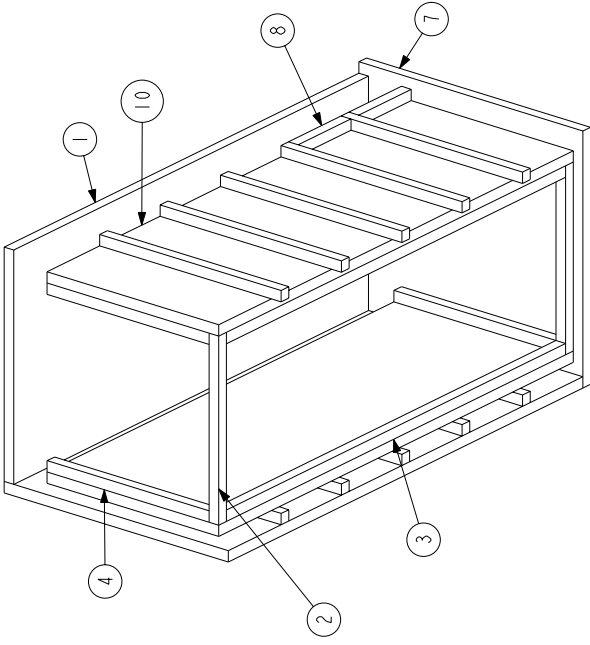

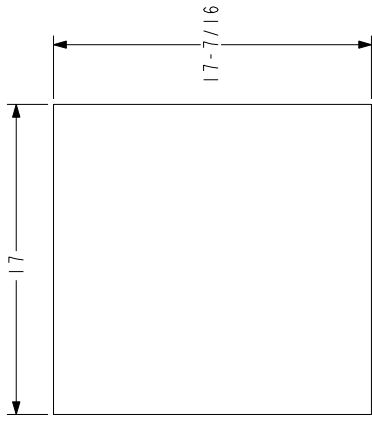

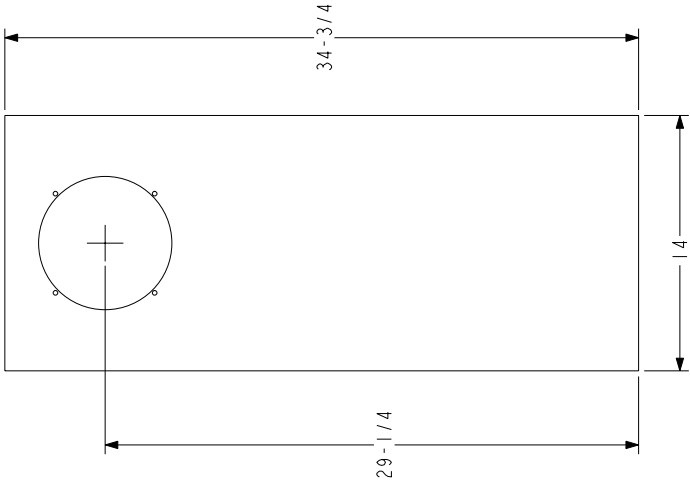



SCALE 0.060





ITEM	LENGTH
2	12.50
3	33.25
4	12.60
8	5.167
9	14.101



FRONT (5), SIDE (6) AND TOP (7) REMOVED FOR CLARITY

RIP 3/4 SQUARE LENGTHS FOR
ITEMS 2-4, 8-9 FROM THIS AREA

CUT ITEMS 1, 5-6 & 10
FROM THIS AREA

CUT ITEM 7
FROM THIS AREA

REPEAT ARRANGEMENT FOR SECOND ENCLOSURE

DASHED LINES FOR ILLUSTRATION PURPOSES ONLY

UNITS	PRIMARY	INCH	P. DUB DESIGNS
	[SECONDARY]	CM	
SHEET	3 OF 3	DATE	20-Nov-05
		COMPONENT	ONKEN_VER2