

LB-4

LB-4 Fast Compensation Extends Power Bandwidth



Literature Number: SNOA679

Fast Compensation Extends Power Bandwidth

National Semiconductor
Linear Brief 4
April 1969



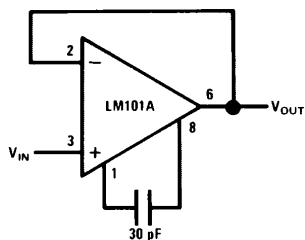
Fast Compensation Extends Power Bandwidth

In all IC operational amplifiers the power bandwidth depends on the frequency compensation. Normally, compensation for unity gain operation is accompanied by the lowest power bandwidth. A technique is presented which extends the power bandwidth of the LM101A for non-inverting gains of unity to ten, and also reduces the gain error at moderate frequencies.

In order to achieve unconditional stability, an operational amplifier is rolled off at 6 dB per octave, with an accompanying 90 degrees of phase shift, until a gain of unity is reached. Unity gain in most monolithic operational amplifiers is limited to 1 MHz, because the lateral PNP's used for level shifting have poor frequency response and exhibit excess phase shift at frequencies above 1 MHz. Hence, for stable operation, the closed loop bandwidth must be less than 1 MHz where the phase shift remains below 180 degrees.

For high closed loop gains, less severe frequency compensation is necessary to roll the open loop gain off at 6 dB per octave until it crosses the closed loop gain. The frequency where it crosses must, as previously mentioned, be less than 1 MHz. For closed loop gains between 1 and 10, more frequency compensation must be used to insure that the open loop gain has been rolled off soon enough to cross the closed loop gain before 1 MHz is reached.

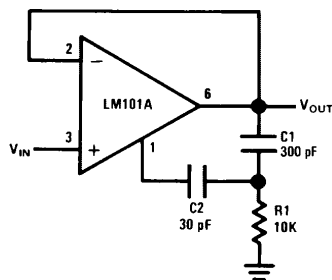
The power bandwidth of an operational amplifier depends on the current available to charge the frequency compensation capacitors. For unity gain operation, where the compensation capacitor is largest, the power bandwidth of the LM101A is 6 kHz. *Figure 1* shows an LM101A with unity gain compensation and *Figure 3* shows the open loop gain as a function of frequency.



TL/H/8455-1

FIGURE 1. LM101A with Standard Frequency Compensation

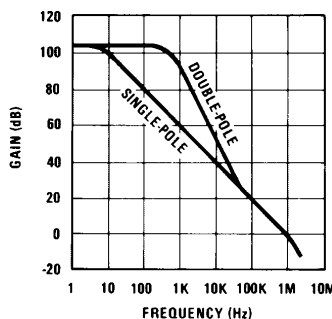
A two-pole frequency compensation network, as shown in *Figure 2*, provides more than a factor of two improvement in power bandwidth and reduced gain error at moderate frequencies. The network consists of a 30 pF capacitor, which sets the unity gain frequency at 1 MHz, along with a 300 pF capacitor and a 10k resistor. By dividing the AC output volt-



TL/H/8455-2

FIGURE 2. LM101A with Frequency Compensation to Extend Power Bandwidth

age with the 10k resistor and 300 pF capacitor, there is less AC voltage across the 30 pF capacitor and less current is needed for charging. Since the voltage division is frequency sensitive, the open loop gain rolls off at 12 dB per octave until a gain of 20 is reached at 50 kHz. From 50 kHz to 1 MHz the 10k resistor is larger than the impedance of the 300 pF capacitor and the gain rolls off at 6 dB per octave. The open loop gain plot is shown in *Figure 3*. To insure sufficient drive to the 300 pF capacitor, it is connected to the output, Pin 6, rather than Pin 8. With this frequency compensation method, the power bandwidth is typically 15-20 kHz as a follower, or unity gain inverter.



TL/H/8455-3

FIGURE 3. Open Loop Response for Both Frequency Compensation Networks

This frequency compensation, in addition to extending the power bandwidth, provides an order of magnitude lower gain error at frequencies from DC to 5 kHz. Some applications where it would be helpful to use the compensation are: differential amplifiers, audio amplifiers, oscillators, and active filters.

LB-4

LIFE SUPPORT POLICY

NATIONAL'S PRODUCTS ARE NOT AUTHORIZED FOR USE AS CRITICAL COMPONENTS IN LIFE SUPPORT DEVICES OR SYSTEMS WITHOUT THE EXPRESS WRITTEN APPROVAL OF THE PRESIDENT OF NATIONAL SEMICONDUCTOR CORPORATION. As used herein:

1. Life support devices or systems are devices or systems which, (a) are intended for surgical implant into the body, or (b) support or sustain life, and whose failure to perform, when properly used in accordance with instructions for use provided in the labeling, can be reasonably expected to result in a significant injury to the user.

2. A critical component is any component of a life support device or system whose failure to perform can be reasonably expected to cause the failure of the life support device or system, or to affect its safety or effectiveness.



National Semiconductor Corporation
1111 West Bardin Road
Arlington, TX 76017
Tel: 1(800) 272-9959
Fax: 1(800) 737-7018

National Semiconductor Europe
Fax: (+49) 0-180-530 85 86
Email: cnjwge@tevm2.nsc.com
Deutsch Tel: (+49) 0-180-530 85 85
English Tel: (+49) 0-180-532 78 32
Français Tel: (+49) 0-180-532 93 58
Italiano Tel: (+49) 0-180-534 16 80

National Semiconductor Hong Kong Ltd.
19th Floor, Straight Block,
Ocean Centre, 5 Canton Rd.
Tsimshatsui, Kowloon
Hong Kong
Tel: (852) 2737-1600
Fax: (852) 2736-9960

National Semiconductor Japan Ltd.
Tel: 81-043-299-2309
Fax: 81-043-299-2408

National does not assume any responsibility for use of any circuitry described, no circuit patent licenses are implied and National reserves the right at any time without notice to change said circuitry and specifications.

IMPORTANT NOTICE

Texas Instruments Incorporated and its subsidiaries (TI) reserve the right to make corrections, modifications, enhancements, improvements, and other changes to its products and services at any time and to discontinue any product or service without notice. Customers should obtain the latest relevant information before placing orders and should verify that such information is current and complete. All products are sold subject to TI's terms and conditions of sale supplied at the time of order acknowledgment.

TI warrants performance of its hardware products to the specifications applicable at the time of sale in accordance with TI's standard warranty. Testing and other quality control techniques are used to the extent TI deems necessary to support this warranty. Except where mandated by government requirements, testing of all parameters of each product is not necessarily performed.

TI assumes no liability for applications assistance or customer product design. Customers are responsible for their products and applications using TI components. To minimize the risks associated with customer products and applications, customers should provide adequate design and operating safeguards.

TI does not warrant or represent that any license, either express or implied, is granted under any TI patent right, copyright, mask work right, or other TI intellectual property right relating to any combination, machine, or process in which TI products or services are used. Information published by TI regarding third-party products or services does not constitute a license from TI to use such products or services or a warranty or endorsement thereof. Use of such information may require a license from a third party under the patents or other intellectual property of the third party, or a license from TI under the patents or other intellectual property of TI.

Reproduction of TI information in TI data books or data sheets is permissible only if reproduction is without alteration and is accompanied by all associated warranties, conditions, limitations, and notices. Reproduction of this information with alteration is an unfair and deceptive business practice. TI is not responsible or liable for such altered documentation. Information of third parties may be subject to additional restrictions.

Resale of TI products or services with statements different from or beyond the parameters stated by TI for that product or service voids all express and any implied warranties for the associated TI product or service and is an unfair and deceptive business practice. TI is not responsible or liable for any such statements.

TI products are not authorized for use in safety-critical applications (such as life support) where a failure of the TI product would reasonably be expected to cause severe personal injury or death, unless officers of the parties have executed an agreement specifically governing such use. Buyers represent that they have all necessary expertise in the safety and regulatory ramifications of their applications, and acknowledge and agree that they are solely responsible for all legal, regulatory and safety-related requirements concerning their products and any use of TI products in such safety-critical applications, notwithstanding any applications-related information or support that may be provided by TI. Further, Buyers must fully indemnify TI and its representatives against any damages arising out of the use of TI products in such safety-critical applications.

TI products are neither designed nor intended for use in military/aerospace applications or environments unless the TI products are specifically designated by TI as military-grade or "enhanced plastic." Only products designated by TI as military-grade meet military specifications. Buyers acknowledge and agree that any such use of TI products which TI has not designated as military-grade is solely at the Buyer's risk, and that they are solely responsible for compliance with all legal and regulatory requirements in connection with such use.

TI products are neither designed nor intended for use in automotive applications or environments unless the specific TI products are designated by TI as compliant with ISO/TS 16949 requirements. Buyers acknowledge and agree that, if they use any non-designated products in automotive applications, TI will not be responsible for any failure to meet such requirements.

Following are URLs where you can obtain information on other Texas Instruments products and application solutions:

Products

Audio	www.ti.com/audio
Amplifiers	amplifier.ti.com
Data Converters	dataconverter.ti.com
DLP® Products	www.dlp.com
DSP	dsp.ti.com
Clocks and Timers	www.ti.com/clocks
Interface	interface.ti.com
Logic	logic.ti.com
Power Mgmt	power.ti.com
Microcontrollers	microcontroller.ti.com
RFID	www.ti-rfid.com
OMAP Mobile Processors	www.ti.com/omap
Wireless Connectivity	www.ti.com/wirelessconnectivity

Applications

Communications and Telecom	www.ti.com/communications
Computers and Peripherals	www.ti.com/computers
Consumer Electronics	www.ti.com/consumer-apps
Energy and Lighting	www.ti.com/energy
Industrial	www.ti.com/industrial
Medical	www.ti.com/medical
Security	www.ti.com/security
Space, Avionics and Defense	www.ti.com/space-avionics-defense
Transportation and Automotive	www.ti.com/automotive
Video and Imaging	www.ti.com/video

TI E2E Community Home Page

e2e.ti.com

Mailing Address: Texas Instruments, Post Office Box 655303, Dallas, Texas 75265
Copyright © 2011, Texas Instruments Incorporated