

Box Brief

Slim FS tuned 38Hz

Volume = 34L

Port Dim 75mm x 8.5"

Box Size internal:

w 164 h 900 d 230

Box Size external 18mm mdf

w 200 h 936 d 284


Note Depth = internal + 54mm

Front outer + inner + back

Panel list

1. 945x210mm - 2 pc for front all sides outer
2. 900 x 266 – 4pc for sides, outer for back and front2 , inner for top and front outer
3. 900x164 – 2 pc for front 2nd layer, inner all sides. Note: pls discuss the hole dia edge for possibility of panel breakage at 2mm width
4. 900x164 – 2 pc for back, inner all sides
5. 266 x 200 – 4pc for top + bottom, outer for sides, inner back and front2, inner for front outer
6. 240 x 174 – 4pc braces with 5mm each side for groove (included in this size)

945 mm



185 mm

200 mm

104 mm

60 mm

147 mm


75 mm

48mm cutout

66mm recess depth 5mm


945x210mm - 2 pc for front all sides outer

900 x 266 – 4pc for sides inner on top, outer for back,
outer for front inner, inner for front outer




900x164 – 2 pc for front 2nd layer, inner all sides


Note pls discuss the hole dia edge
for possibility of panel breakage at 2mm width



900x164 – 2 pc for back, inner all sides



266 x 200 – 4pc for top + bottom full overlap



240 x 174 – 4pc braces with 5mm each side for groove