

MELOS AUDIO INC.
SHA-1 HEADPHONE AMPLIFIER
MARCH 1992

SHA GOLD
FEB. 1995

NOT
ON
BOARD

1CH
SHOWN

PATENT PENDING

SHA GOLD REFERENCE LINE BOARD

REV: 9-25-98
2-4-99

QUANTITY	PART	LOCATION
11	1MF / 50V. (MONO)	1-44-79-80-88-131-142-145
7	.1MF / 400V. (MYLAR)	10-12-23 (NEAR #114) - 40-56-93 - ACROSS # 1 & #3
1	2.2MF / 63V. (MYLAR)	FROM TAB OF # 108 TO TAB OF # 106
1	2200MF / 16V.	104
4	10MF / 250V.	110-111-112-113
1	1000MF / 200V.	114
1	470MF / 200V.	115
1	100MF / 160V.	116
2	6800MF / 16V.	117-118
2	470MF / 25V.	119-120
2	10000MF / 10V	121-122
1	11 Ω / 5W.	ACROSS # 2 + # 6
4	39 Ω / 1/2W.	3-4-59-60
4	1MEG Ω / 1/2W.	5-11-57-58
4	475K Ω / 1/2W.	6-25-62-69
12	2K Ω / 1/2W.	7-26-30-32-38-49-63-66-43-78-84-85
8	10K Ω / 2W.	17-18-52-53-91-96-99-102
2	511 Ω / 1/4W.	41-75
1	430 Ω / 1/2W.	34
8	1K Ω / 1/4W.	94-97-100-103-22-23-50-51
1	43K Ω / 2W.	39
2	2.2 Ω / 5W.	45-46 (MOUNT UNDER BOARD)
1	100 Ω / 5W.	47
1	3.16K Ω / 1/2W.	86
2	10MEG Ω / 1/2W.	72-143
1	47.5K Ω / 1/4W.	82
3	1MEG Ω MULTI TURN TRIM POT	89-90 - STRAP ACROSS # 39
1	2.2MEG Ω / 1/2W.	ACROSS # 1 & # 3

SHA GOLD REFERENCE LINE BOARD

QUANTITY	PART	LOCATION
4	18K Ω / 2W.	24-27-48-65
1	220 Ω / 1/2 W.	87
6	100K Ω / 1W.	36-68-73-77-27 (UNDER BOARD) - 65 (UNDER BOARD)
9	0 Ω JUMPERS	20-29 (UPPER) - 146 (LOWER) - ASST UNDER BOARD - SEE PRINT
4	1MF / 250V. (MYLAR)	19-28-64-70
5	2.5A / 1KV. (# IN4007) DIODE	33-42-74-81-83
12	32V. DIAC	2-9-13-16-31-37-54-55-61-67-71-76
2	SWITCHING DIODE	8 (CATHODE TOWARDS BOTTOM) - NO NUMBER NEAR # 67 (CATHODE TOWARDS BOTTOM)
5	800V. (# BUZ80) MOSFET	14-15 (INSTALL REVERSED) - 105-135-136
4	RED LED (ALL CATHODES TOWARDS RIGHT)	92-95-98-101
7	2N6045	106 (INSTALL REVERSED) - 107 (INSTALL REVERSED) - 108 (INSTALL REVERSED) - 109 (INSTALL REVERSED) - 129-130-65 (MOUNT UNDER BOARD)
1	4AMP / 50V. BRIDGE	126
1	6AMP / 1KV. BRIDGE	125
1	LM317	128
1	LM337	127
2	2SK117	132-133
1	LM783 (MOUNT ON 12" WIRES)	141
1	BIAS IC (# 5532)	142
1	8-PIN DIP SOCKET	142
3	TO-220 ISOLATION KITS	(127-128-141)
2	TO-220 DUAL 20WATT HEATSINKS	
4	NYLON INSULATING WASHERS	(GLUE UNDER 20WATT HEATSINKS)
2	2SK147	134-137
2	16 PIN DIP SOCKET	123-124

SHA GOLD REFERENCE LINE BOARD

<u>QUANTITY</u>	<u>PART</u>	<u>LOCATION</u>
2	5-VOLT RELAY	123-124
2	9-PIN TUBE SOCKET	138-139
2	6922 TUBE	138-139
1	SHA GOLD LINE BOARD (w/ASSD. FOILS CUT + JUMPED)	SEE PRINT
1	TO-220 PUSH-ON HEATSINK	65

- 1 PREAMP CHASSIS
- 1 PREAMP COVER
- 1 BACK PLATE
- 1 FRONT PLATE
- 1 IEC CONNECTOR
- 1 CHASSIS MOUNT FUSE HOLDER
- 2 XLR MALE OUTPUT JACKS
- 20 GOLD PHONO JACKS
- 1 DPDT TOGGLE SWITCH (LONG BAT)
- 1 HEADPHONE JACK
- 1 2 POLE / 6 POSITION ROTARY SELECTOR SWITCH
- 1 4 POLE / 3 POSITION ROTARY SELECTOR SWITCH

- 2 GOLD KNOBS
- 4 LARGE RUBBER FEET
- 1 PWR TRANSFORMER

- 4 1/2" STANDOFFS
- 6 6-32 NUTS
- 8 6-32 X 3/8" BLK PHILLIPS COVER SCREWS
- 5 6-32 X 3/4" SCREWS
- 5 6-32 X 3/8" BLK. SCREWS
- 2 4-40 X 1/2" SCREWS
- 2 4-40 NUTS
- 2 4-40 LOCKWASHERS
- 4 8-32 X 1" GOLD FACEPLATE SCREWS
- 4 8-32 X 3/8" GOLD FACEPLATE SCREWS
- 4 8-32 NUTS
- 4 #8 LOCKWASHERS

SELECTOR
(2 POLE / 6 POS)
(CDL)

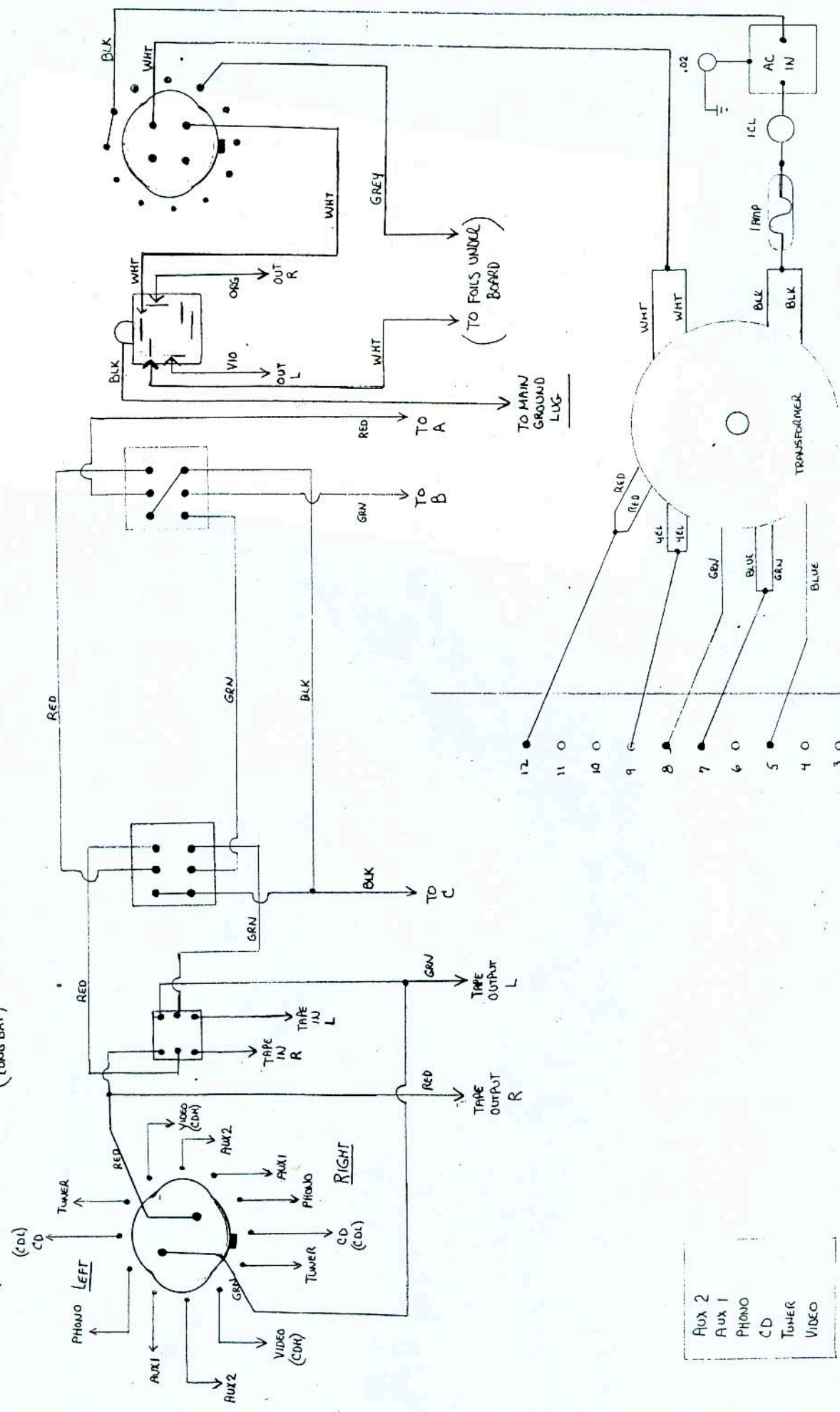
MONITOR
(DPDT
LONG BAT)

VOLUME
(NOBLE)

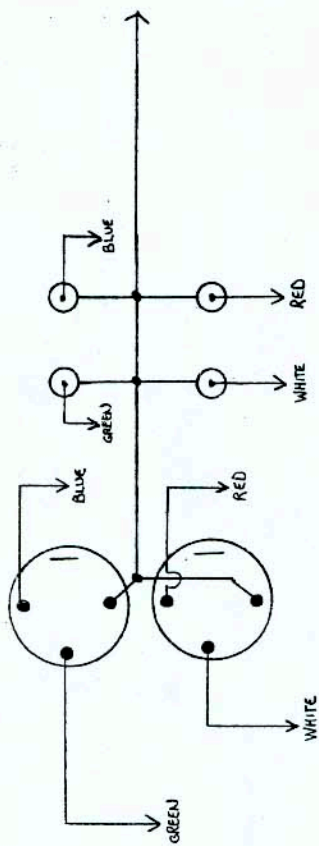
BALANCE
(NOBLE)

PHONES

PWR / MUTE
(4 POLE / 3 POS)



- Aux 2
- Aux 1
- PHONO
- CD
- TUNER
- VIDEO




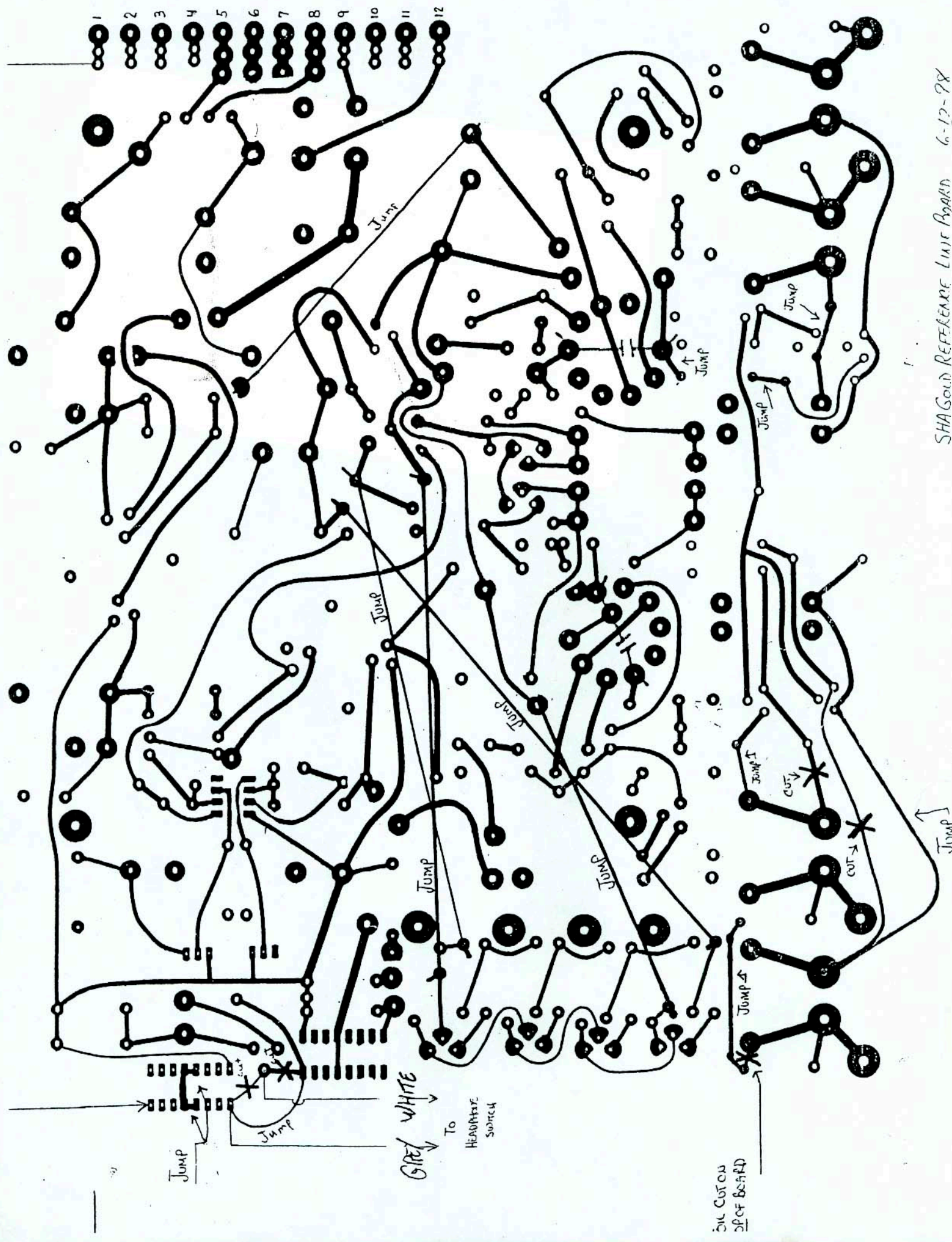
BALANCED OUTPUT DIAGRAM.

IF UNIT IS SINGLE ENDED

USE ONLY BLUE AND RED FROM

J & F





SHAGOLD REFERENCE LINE BOARD 6-12-78

