


MAGNAVOX CHASSIS
AMP-138AA



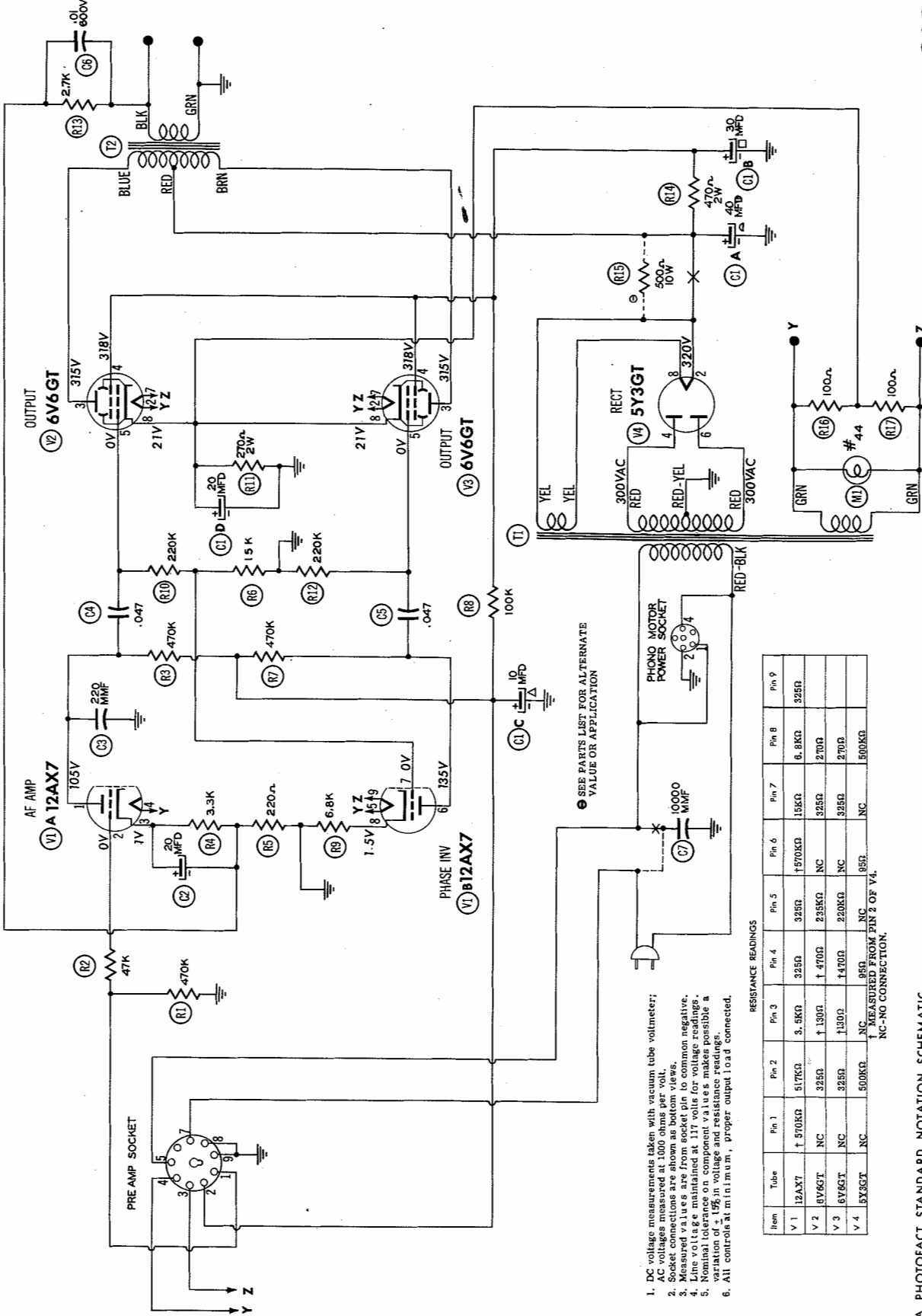
MAGNAVOX CHASSIS
AMP-138AA

TRADE NAME	Magnavox Chassis Amp -138AA
MANUFACTURER	Magnavox Co., 2131 Bueter Rd., Fort Wayne, Ind.
TYPE SET	AC Operated 10 Watt Audio Amplifier
TUBES(Four)	Types 12AX7 AF Amp. -Phase Inverter (2) 6V6GT Output, 5Y3GT Rectifier
POWER SUPPLY	110-120 Volts AC- 50-60 Cycles
RATING	.54 Amp. @ 117 Volts AC

HOWARD W. SAMS & CO., INC. • Indianapolis 5, Indiana

"The listing of any available replacement part herein does not constitute in any case a recommendation, warranty or guaranty by Howard W. Sams & Co., Inc., as to the quality and suitability of such replacement part. The numbers of these parts have been compiled from information furnished to Howard W. Sams & Co., Inc., by the manufacturers of the particular type of replacement part listed."

tent, in any manner, is prohibited. No patent liability is assumed with respect to the use of the information contained herein. Copyright 1956 by Howard W. Sams & Co., Inc., Indianapolis 5, Indiana, U. S. of America. Copyright under international Copyright Union. All rights reserved under Inter-American Copyright Union (1910) by Howard W. Sams & Co., Inc." Printed in U. S. of America



1. DC voltage measurements taken with vacuum tube voltmeter; resistances measured with ohmmeter.
2. Socket pin numbers are shown in parentheses.
3. Measured values are from socket pin to common negative.
4. Line voltage maintained at 117 volts for voltage readings.
5. Nominal tolerance on component values makes possible a variation of $\pm 15\%$ in voltage and resistance readings.
6. All controls at minimum, proper output load connected.

RESISTANCE READINGS									
Item	Tube	Pin 1	Pin 2	Pin 3	Pin 4	Pin 5	Pin 6	Pin 7	Pin 8
V 1	12AX7	517K Ω	517K Ω	3.5K Ω	325 Ω	325 Ω	15K Ω	6.8K Ω	325 Ω
V 2	6V6GT	NC	NC	470 Ω	235K Ω	NC	325 Ω	270 Ω	NC
V 3	6V6GT	NC	325 Ω	130 Ω	1400 Ω	NC	325 Ω	270 Ω	NC
V 4	5Y3GT	NC	500K Ω	NC	95 Ω	NC	85 Ω	NC	500K Ω

† MEASURED FROM PIN 2 OF V4.
NC-NO CONNECTION.

A PHOTOFACT STANDARD NOTATION SCHEMATIC
© Howard W. Sams & Co., Inc. 1956

TUBES (SYLVANIA, GENERAL ELECTRIC, WESTINGHOUSE)

ITEM No.	USE	REPLACEMENT DATA		REMARKS	NOTES
		MAGNAVOX PART No.	STANDARD REPLACEMENT		
V1	AF Amp - Phase Inv.	12AX7	12AX7	9A	
V2	6V6GT Output	6V6GT	6V6GT	7AC	
V3	6V6GT Output	6V6GT	6V6GT	7AC	
V4	Rect.	5Y3GT	5Y3GT	5T	

ELECTROLYTIC CAPACITORS

ITEM No.	RATING CAP.	VOLT.	REPLACEMENT DATA				SPRAGUE PART No.	SANGAMO PART No.	PYRAMID PART No.	TVA-1205
			MAGNAVOX PART No.	AEROVOX PART No.	CORNING PART No.	MALLORY PART No.				
C1A	.40	450	270201-56	AFH4-78	DO64	FP429	Q-380	FM-0225	TD-25-25	
C1B	.30	450								
C1C	.10	450								
C1D	.20	25								
C2	.20	25	270027-2	PBS25V25	BR202	TC26				

FIXED CAPACITORS

Capacity values given in the rating column are in mfd. for Paper Capacitors, and in mmfd. for Mica and Ceramic Capacitors.

ITEM No.	RATING CAP.	VOLT.	REPLACEMENT DATA				SPRAGUE PART No.	SANGAMO PART No.	PYRAMID PART No.	TVA-1205
			MAGNAVOX PART No.	AEROVOX PART No.	CORNING PART No.	MALLORY PART No.				
C3	.220	200	250207-48	S1220	D6-221	GP2K-221	5GA-T22	2TM-S47	PT4147	
C4	.047	200	250201-11	BPD-05	CUB2S47	CUB2S47	2TM-S47	6TM-SI	PT611	
C5	.047	200	250201-11	BPD-05	CUB2S47	CUB2S47	2TM-S47	6TM-SI	PT611	
C6	.01	600	250201-1	BPD-01	D6-103	GP2-333-103	5HK-SI		DC-SI	
C7	10000		250219-2	BPD-01	D6-103	GP2-333-103				

RESISTORS

ITEM No.	RATING OHMS	WATT	REPLACEMENT DATA		NOTES
			MAGNAVOX PART No.	IRC PART No.	
R1	470K		230104-94	BTS-470K	
R2	47K		230104-82	BTS-47K	
R3	470K		230104-94	BTS-470K	
R4	3300		230104-86	BTS-3300	
R5	3300		230104-86	BTS-3300	
R6	15K		230104-76	BTS-15K	
R7	470K		230104-94	BTS-470K	
R8	100K		230104-86	BTS-100K	
R9	6800		230104-72	BTS-6800	

PARTS LIST AND DESCRIPTIONS (Continued)

TRANSFORMER (POWER)

ITEM No.	RATING			REPLACEMENT DATA			
	PRI	SEC. 1	SEC. 2	MAGNAVOX PART No.	Holden Part No.	Stencor Part No.	Tried Part No.
T1	117VAC	586VCT	6.3VAC	300078-2	P9305 ①	P-3052	22R04 ①
	③ 1.54A	.076ADC	② 2A	300078-1 ③			R-9B ①


① Tape 6.3V center tap.
② Current will increase when tuner is used.
③ Alternate power trans.

TRANSFORMER (AUDIO OUTPUT)

ITEM No.	IMPEDANCE		REPLACEMENT DATA		NOTES
	PRI	SEC.	MAGNAVOX PART No.	Holden Part No.	
T2	5.0K	3 to 40	C330038-1A	Z1003 ①	① Drill one new mfg. hole.
	CT			A-2901 ①	S-55X

MISCELLANEOUS

ITEM No.	PART NAME	MAGNAVOX PART No.	NOTES
M1	Pilot Light	#44	



CHASSIS—BOTTOM VIEW

