

LM387,LM387A

LM387 LM387A Low Noise Dual Preamplifier



Literature Number: SNOSBT7A

LM387/LM387A Low Noise Dual Preamplifier

General Description

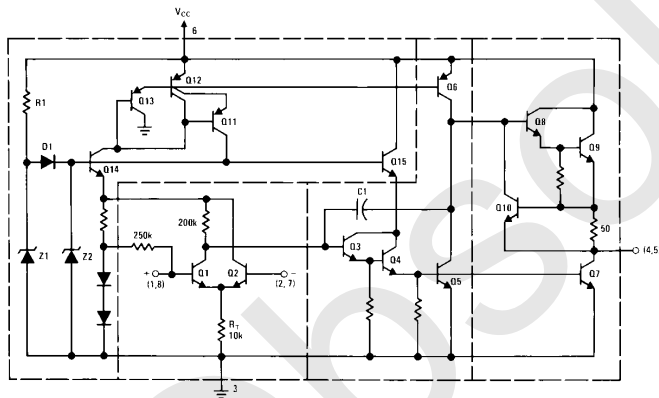
The LM387 is a dual preamplifier for the amplification of low level signals in applications requiring optimum noise performance. Each of the two amplifiers is completely independent, with an internal power supply decoupler-regulator, providing 110 dB supply rejection and 60 dB channel separation. Other outstanding features include high gain (104 dB), large output voltage swing ($V_{CC} - 2V$)p-p, and wide power bandwidth (75 kHz, 20 Vp-p). The LM387A is a selected version of the LM387 that has lower noise in a NAB tape circuit, and can operate on a larger supply voltage. The LM387 operates from a single supply across the wide range of 9V to 30V, the LM387A operates on a supply of 9V to 40V.

The amplifiers are internally compensated for gains greater than 10. The LM387, LM387A is available in an 8-lead dual-in-line package. The LM387, LM387A is biased like the LM381. See AN-64 and AN-104.

Features

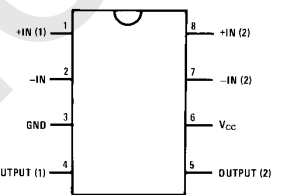
- Low noise 1.0 μV total input noise
- High gain 104 dB open loop
- Single supply operation
- Wide supply range LM387 9 to 30V
LM387A 9 to 40V
- Power supply rejection 110 dB
- Large output voltage swing ($V_{CC} - 2V$)p-p
- Wide bandwidth 15 MHz unity gain
- Power bandwidth 75 kHz, 20 Vp-p
- Internally compensated
- Short circuit protected
- Performance similar to LM381

Schematic and Connection Diagrams



TL/H/7845-1

Dual-In-Line Package

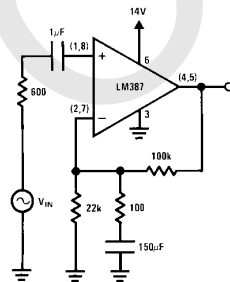


TL/H/7845-2

Top View

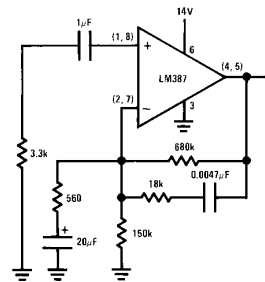
Order Number LM387N or LM387AN
See NS Package Number N08E

Typical Applications



TL/H/7845-3

FIGURE 1. Flat Gain Circuit ($A_V = 1000$)



TL/H/7845-4

FIGURE 2. NAB Tape Circuit

Absolute Maximum Ratings

If Military/Aerospace specified devices are required, please contact the National Semiconductor Sales Office/Distributors for availability and specifications.

Supply Voltage	
LM387	+30V
LM387A	+40V

Power Dissipation (Note 1)	1.5W
Operating Temperature Range	0°C to +70°C
Storage Temperature Range	-65°C to +150°C
Lead Temperature (Soldering, 10 sec.)	260°C

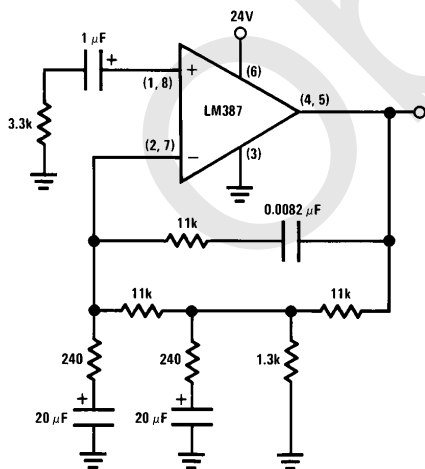
Electrical Characteristics $T_A = 25^\circ\text{C}$, $V_{CC} = 14\text{V}$, unless otherwise stated

Parameter	Conditions	Min	Typ	Max	Units
Voltage Gain	Open Loop, $f = 100\text{ Hz}$		160,000		V/V
Supply Current	LM387, $V_{CC} 9\text{V}-30\text{V}$, $R_L = \infty$ LM387A, $V_{CC} 9\text{V}-40\text{V}$, $R_L = \infty$		10 10		mA mA
Input Resistance					
Positive Input		50	100		k Ω
Negative Input			200		k Ω
Input Current					
Negative Input			0.5	3.1	μA
Output Resistance	Open Loop		150		Ω
Output Current	Source Sink		8 2		mA mA
Output Voltage Swing	Peak-to-Peak		$V_{CC}-2$		V
Unity Gain Bandwidth			15		MHz
Large Signal Frequency Response	20 Vp-p ($V_{CC} > 24\text{V}$), THD $\leq 1\%$		75		kHz
Maximum Input Voltage	Linear Operation			300	mVrms
Supply Rejection Ratio	$f = 1\text{ kHz}$		110		dB
Input Referred					
Channel Separation	$f = 1\text{ kHz}$	40	60		dB
Total Harmonic Distortion	60 dB Gain, $f = 1\text{ kHz}$		0.1	0.5	%
Total Equivalent Input Noise (Flat Gain Circuit)	10 Hz-10,000 Hz LM387 Figure 1		1.0	1.2	μVrms
Output Noise NAB Tape Playback Circuit Gain of 37 dB	Unweighted LM387A Figure 2		400	700	μVrms

Note 1: For operation in ambient temperatures above 25°C , the device must be derated based on a 150°C maximum junction temperature and a thermal resistance of 80°C/W junction to ambient.

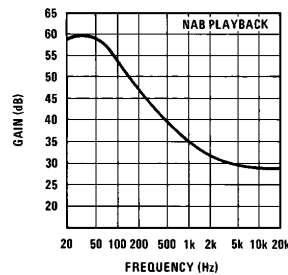
Typical Applications (Continued)

Two-Pole Fast Turn-ON NAB Tape Preamp



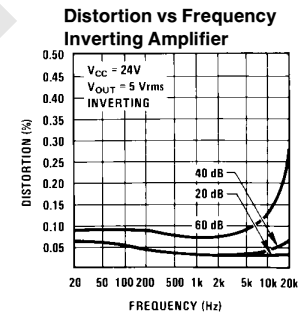
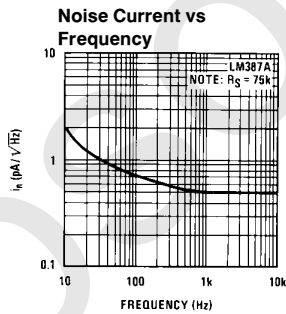
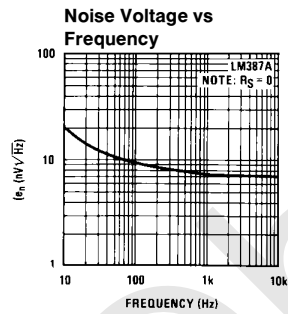
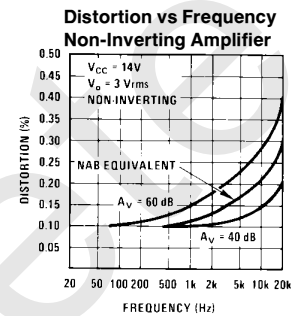
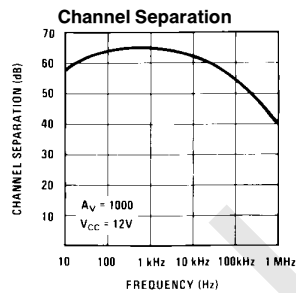
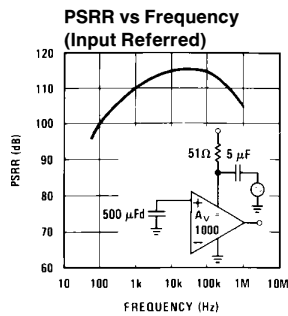
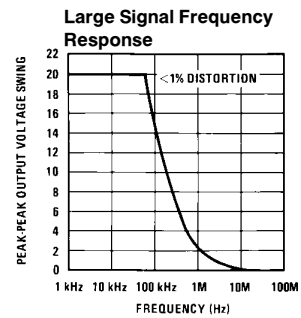
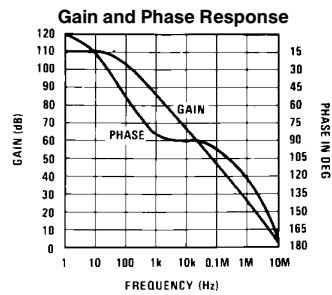
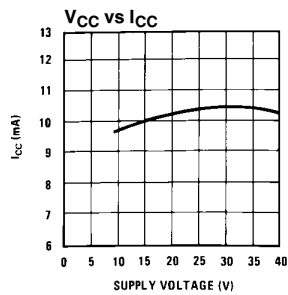
TL/H/7845-5

Frequency Response of NAB Circuit of Figure 2



TL/H/7845-6

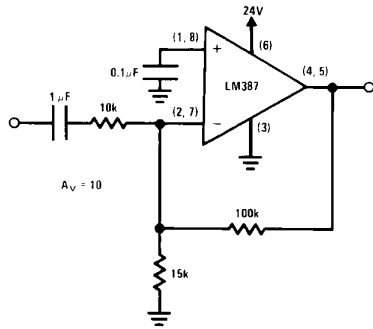
Typical Performance Characteristics



TL/H/7845-7

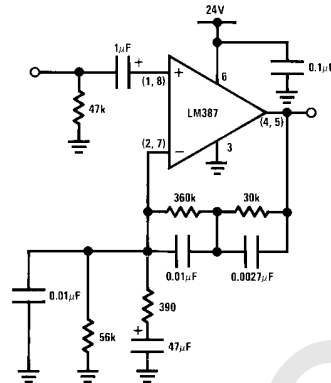
Typical Applications (Continued)

Inverting Amplifier Ultra-Low Distortion



TL/H/7845-8

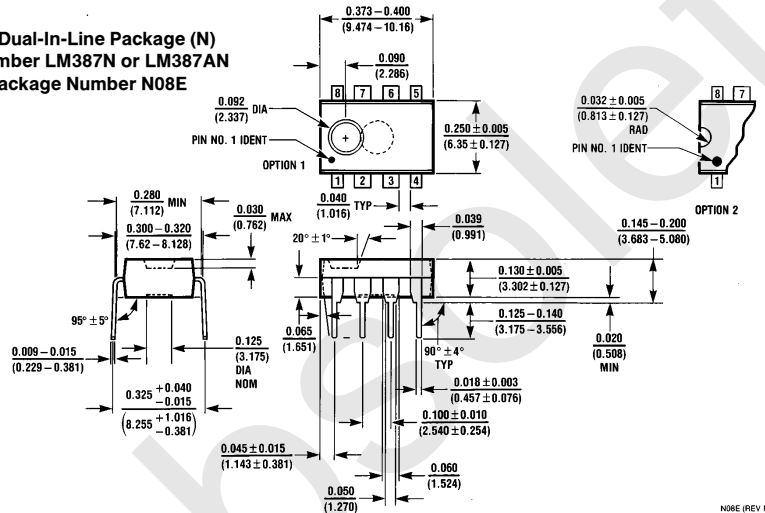
Typical Magnetic Phono Preamplifier



TL/H/7845-9

Physical Dimensions inches (millimeters)

Molded Dual-In-Line Package (N)
Order Number LM387N or LM387AN
NS Package Number N08E



N08E (REV F)

LIFE SUPPORT POLICY

NATIONAL'S PRODUCTS ARE NOT AUTHORIZED FOR USE AS CRITICAL COMPONENTS IN LIFE SUPPORT DEVICES OR SYSTEMS WITHOUT THE EXPRESS WRITTEN APPROVAL OF THE PRESIDENT OF NATIONAL SEMICONDUCTOR CORPORATION. As used herein:

- Life support devices or systems are devices or systems which, (a) are intended for surgical implant into the body, or (b) support or sustain life, and whose failure to perform, when properly used in accordance with instructions for use provided in the labeling, can be reasonably expected to result in a significant injury to the user.
- A critical component is any component of a life support device or system whose failure to perform can be reasonably expected to cause the failure of the life support device or system, or to affect its safety or effectiveness.



National Semiconductor Corporation
1111 West Bardin Road
Arlington, TX 76017
Tel: 1(800) 272-9959
Fax: 1(800) 737-7018

National Semiconductor Europe

Fax: (+49) 0-180-530 85 86
Email: cnjwge@tevm2.nsc.com
Deutsch Tel: (+49) 0-180-530 85 85
English Tel: (+49) 0-180-532 78 32
Français Tel: (+49) 0-180-532 93 58
Italiano Tel: (+49) 0-180-534 16 80

National Semiconductor Hong Kong Ltd.

13th Floor, Straight Block,
Ocean Centre, 5 Canton Rd.
Tsimshatsui, Kowloon
Hong Kong
Tel: (852) 2737-1600
Fax: (852) 2736-9960

National Semiconductor Japan Ltd.

Tel: 81-043-299-2309
Fax: 81-043-299-2408

National does not assume any responsibility for use of any circuitry described, no circuit patent licenses are implied and National reserves the right at any time without notice to change said circuitry and specifications.

IMPORTANT NOTICE

Texas Instruments Incorporated and its subsidiaries (TI) reserve the right to make corrections, modifications, enhancements, improvements, and other changes to its products and services at any time and to discontinue any product or service without notice. Customers should obtain the latest relevant information before placing orders and should verify that such information is current and complete. All products are sold subject to TI's terms and conditions of sale supplied at the time of order acknowledgment.

TI warrants performance of its hardware products to the specifications applicable at the time of sale in accordance with TI's standard warranty. Testing and other quality control techniques are used to the extent TI deems necessary to support this warranty. Except where mandated by government requirements, testing of all parameters of each product is not necessarily performed.

TI assumes no liability for applications assistance or customer product design. Customers are responsible for their products and applications using TI components. To minimize the risks associated with customer products and applications, customers should provide adequate design and operating safeguards.

TI does not warrant or represent that any license, either express or implied, is granted under any TI patent right, copyright, mask work right, or other TI intellectual property right relating to any combination, machine, or process in which TI products or services are used. Information published by TI regarding third-party products or services does not constitute a license from TI to use such products or services or a warranty or endorsement thereof. Use of such information may require a license from a third party under the patents or other intellectual property of the third party, or a license from TI under the patents or other intellectual property of TI.

Reproduction of TI information in TI data books or data sheets is permissible only if reproduction is without alteration and is accompanied by all associated warranties, conditions, limitations, and notices. Reproduction of this information with alteration is an unfair and deceptive business practice. TI is not responsible or liable for such altered documentation. Information of third parties may be subject to additional restrictions.

Resale of TI products or services with statements different from or beyond the parameters stated by TI for that product or service voids all express and any implied warranties for the associated TI product or service and is an unfair and deceptive business practice. TI is not responsible or liable for any such statements.

TI products are not authorized for use in safety-critical applications (such as life support) where a failure of the TI product would reasonably be expected to cause severe personal injury or death, unless officers of the parties have executed an agreement specifically governing such use. Buyers represent that they have all necessary expertise in the safety and regulatory ramifications of their applications, and acknowledge and agree that they are solely responsible for all legal, regulatory and safety-related requirements concerning their products and any use of TI products in such safety-critical applications, notwithstanding any applications-related information or support that may be provided by TI. Further, Buyers must fully indemnify TI and its representatives against any damages arising out of the use of TI products in such safety-critical applications.

TI products are neither designed nor intended for use in military/aerospace applications or environments unless the TI products are specifically designated by TI as military-grade or "enhanced plastic." Only products designated by TI as military-grade meet military specifications. Buyers acknowledge and agree that any such use of TI products which TI has not designated as military-grade is solely at the Buyer's risk, and that they are solely responsible for compliance with all legal and regulatory requirements in connection with such use.

TI products are neither designed nor intended for use in automotive applications or environments unless the specific TI products are designated by TI as compliant with ISO/TS 16949 requirements. Buyers acknowledge and agree that, if they use any non-designated products in automotive applications, TI will not be responsible for any failure to meet such requirements.

Following are URLs where you can obtain information on other Texas Instruments products and application solutions:

Products

Audio	www.ti.com/audio
Amplifiers	amplifier.ti.com
Data Converters	dataconverter.ti.com
DLP® Products	www.dlp.com
DSP	dsp.ti.com
Clocks and Timers	www.ti.com/clocks
Interface	interface.ti.com
Logic	logic.ti.com
Power Mgmt	power.ti.com
Microcontrollers	microcontroller.ti.com
RFID	www.ti-rfid.com
OMAP Mobile Processors	www.ti.com/omap
Wireless Connectivity	www.ti.com/wirelessconnectivity

Applications

Communications and Telecom	www.ti.com/communications
Computers and Peripherals	www.ti.com/computers
Consumer Electronics	www.ti.com/consumer-apps
Energy and Lighting	www.ti.com/energy
Industrial	www.ti.com/industrial
Medical	www.ti.com/medical
Security	www.ti.com/security
Space, Avionics and Defense	www.ti.com/space-avionics-defense
Transportation and Automotive	www.ti.com/automotive
Video and Imaging	www.ti.com/video

TI E2E Community Home Page

e2e.ti.com

Mailing Address: Texas Instruments, Post Office Box 655303, Dallas, Texas 75265
Copyright © 2011, Texas Instruments Incorporated