

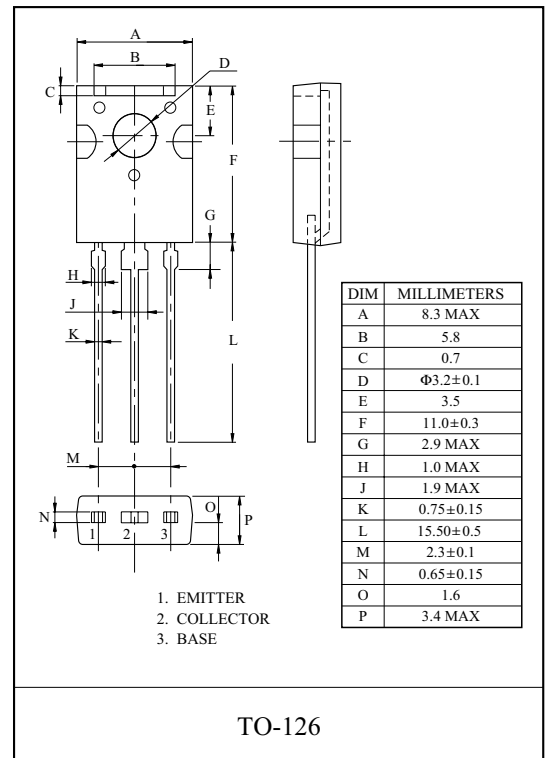
HIGH-DEFINITION CRT DISPLAY,  
VIDEO OUTPUT APPLICATIONS.

#### FEATURES

- High breakdown voltage :  $V_{CEO} \geq 300V$ .
- Small reverse transfer capacitance and excellent high frequency characteristic.  
:  $C_{re}=1.8pF$  ( $V_{CB}=30V$ ,  $f=1MHz$ )
- Complementary KTA1381.

#### MAXIMUM RATING ( $T_a=25^\circ C$ )

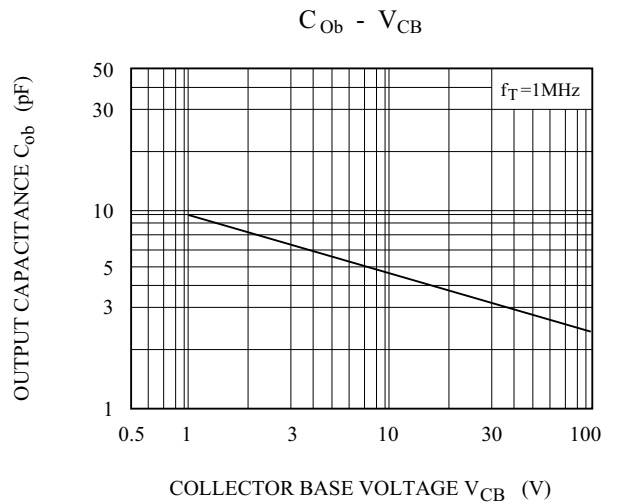
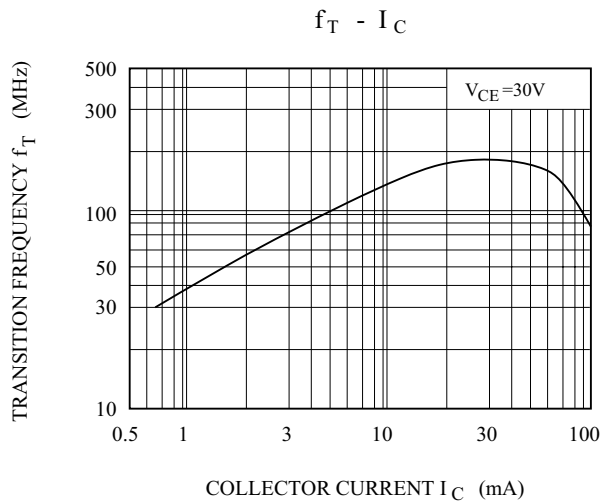
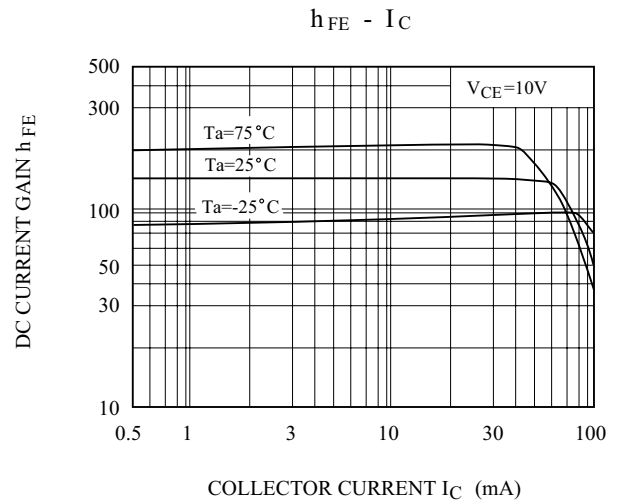
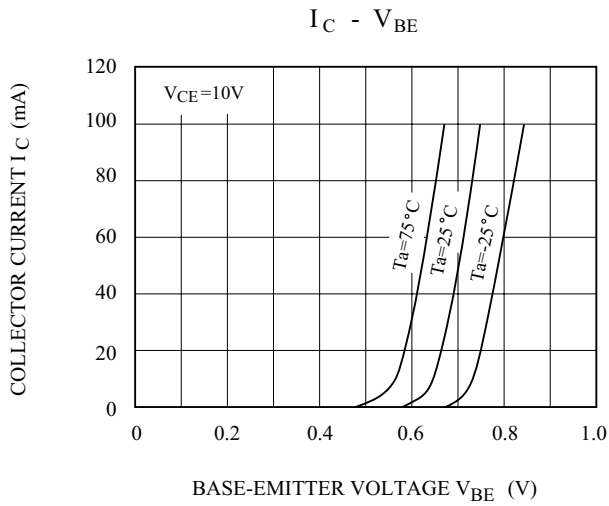
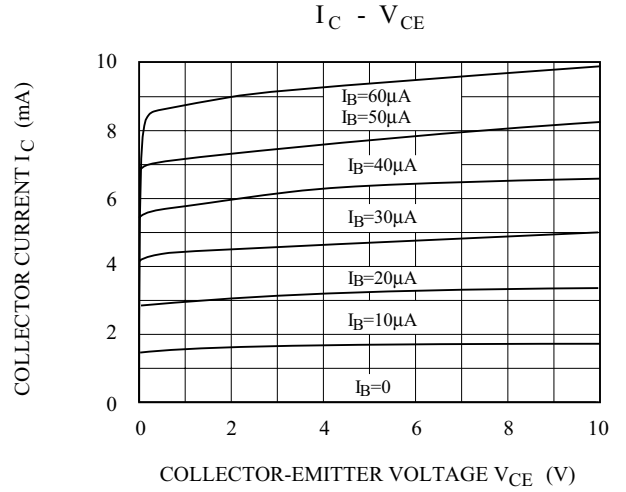
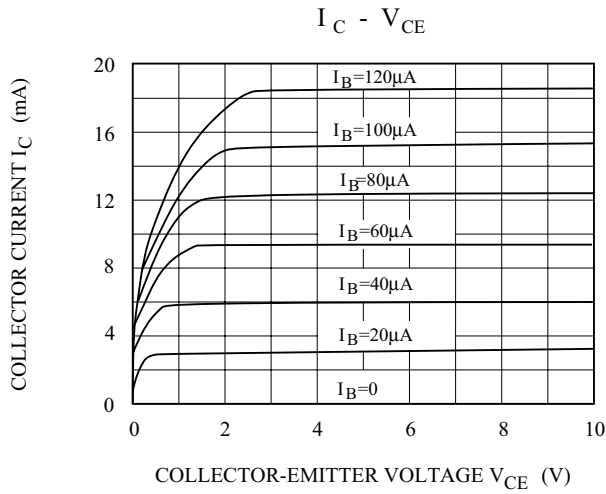
CHARACTERISTIC		SYMBOL	RATING	UNIT
Collector-Base Voltage		$V_{CBO}$	300	V
Collector-Emitter Voltage		$V_{CEO}$	300	V
Emitter-Base Voltage		$V_{EBO}$	5	V
Collector Current	DC	$I_C$	100	mA
	Pulse	$I_{CP}$	200	
Collector Power Dissipation	$T_a=25^\circ C$	$P_C$	1.5	W
	$T_c=25^\circ C$		7	
Junction Temperature		$T_j$	150	$^\circ C$
Storage Temperature Range		$T_{stg}$	-55 ~ 150	$^\circ C$



#### ELECTRICAL CHARACTERISTICS ( $T_a=25^\circ C$ )

CHARACTERISTIC	SYMBOL	TEST CONDITION	MIN.	TYP.	MAX.	UNIT
Collector Cut-off Current	$I_{CBO}$	$V_{CB}=200V$ , $I_E=0$	-	-	0.1	$\mu A$
Emitter Cut-off Current	$I_{EBO}$	$V_{EB}=4V$ , $I_C=0$	-	-	0.1	$\mu A$
DC Current Gain	$h_{FE}$ (Note)	$V_{CE}=10V$ , $I_C=10mA$	60	-	200	
Transition Frequency	$f_T$	$V_{CE}=30V$ , $I_C=10mA$	-	150	-	MHz
Collector Output Capacitance	$C_{ob}$	$V_{CB}=30V$ , $I_E=0$ , $f=1MHz$	-	2.6	-	pF
Reverse Transfer Capacitance	$C_{re}$	$V_{CB}=30V$ , $I_E=0$ , $f=1MHz$	-	1.8	-	pF
Collector-Emitter Saturation Voltage	$V_{CE(sat)}$	$I_C=20mA$ , $I_B=2mA$	-	-	0.6	V
Base-Emitter Saturation Voltage	$V_{BE(sat)}$	$I_C=20mA$ , $I_B=2mA$	-	-	1.0	V
Collector-Base Breakdown Voltage	$V_{(BR)CBO}$	$I_C=10\mu A$ , $I_E=0$	300	-	-	V
Collector-Emitter Breakdown Voltage	$V_{(BR)CEO}$	$I_C=1mA$ , $I_B=0$	300	-	-	V
Base-Emitter Breakdown Voltage	$V_{(BR)EBO}$	$I_E=10\mu A$ , $I_C=0$	5	-	-	V

Note :  $h_{FE}$  Classification O:60 ~ 120, Y:100 ~ 200



# KTC3503

