

## JLH 2005 measurements 6.

2016.01.26

Power from CapMultiplier,  $\pm 21$  V DC.  $I_Q = 1.04$  A

DC offset at output less than 6 mV.

### Transistors :

Q1= MJ15003 (nr1).

Q2=Mj15003 (nr3).

Q3=BD139c

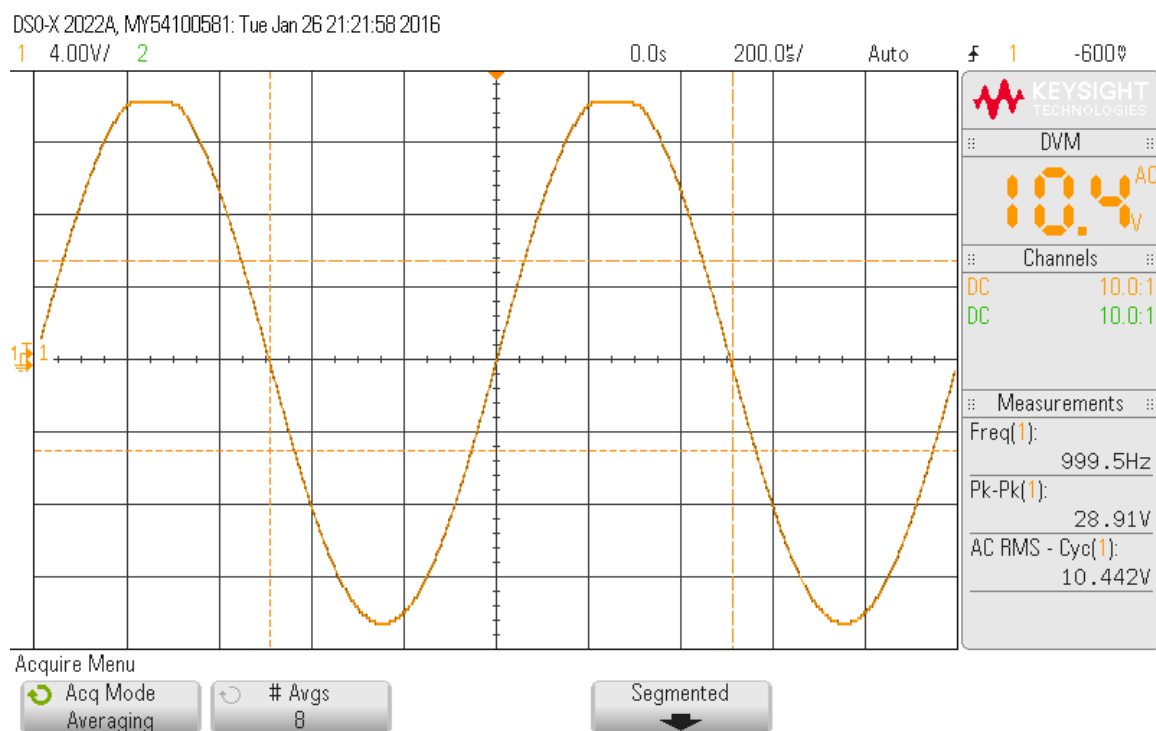
Q8=BD140

Q4, Q5, Q6, Q7 = BC560.

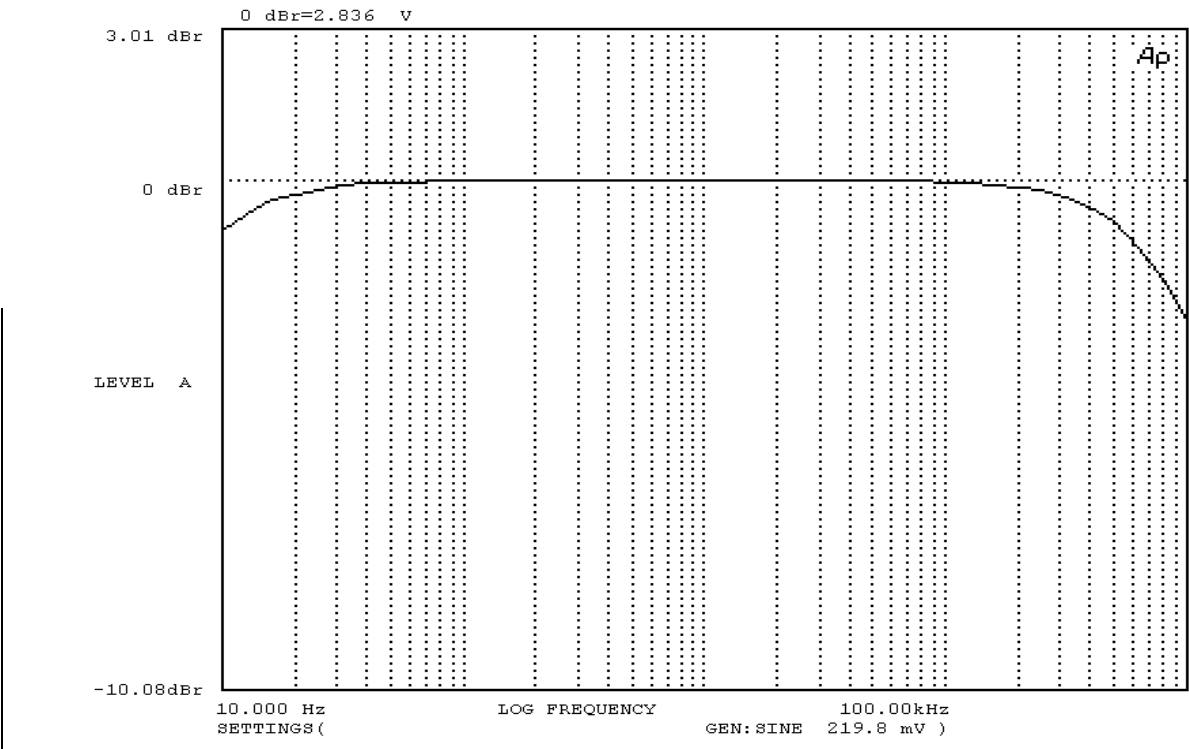
R load = 8 Ohm.

$I_Q = 1.04$  A.

Max output Voltage=28 V peak-peak, beginning of clip on Oscilloscope.



Frequency response (2,83V, 1W):



THD+N (2,83V, 1W):

GEN	FREQ	THD+N	A	GEN	FREQ	THD+N	A	GEN	FREQ	THD+N	A	Ap
20.00	Hz	0.0310%		315.0	Hz	0.0350%		5.000	kHz	0.0361%		
25.00	Hz	0.0308%		400.0	Hz	0.0353%		6.300	kHz	0.0362%		
31.50	Hz	0.0320%		500.0	Hz	0.0354%		8.000	kHz	0.0358%		
40.00	Hz	0.0323%		630.0	Hz	0.0357%		10.000	kHz	0.0347%		
50.00	Hz	0.0332%		800.0	Hz	0.0358%		12.500	kHz	0.0311%		
63.00	Hz	0.0330%		1.000	kHz	0.0359%		16.000	kHz	0.0227%		
80.00	Hz	0.0333%		1.250	kHz	0.0361%		20.000	kHz	0.0148%		
100.0	Hz	0.0334%		1.600	kHz	0.0362%		25.000	kHz	0.0102%		
125.0	Hz	0.0311%		2.000	kHz	0.0363%		31.500	kHz	0.0080%		
160.0	Hz	0.0341%		2.500	kHz	0.0362%						
200.0	Hz	0.0346%		3.150	kHz	0.0362%						
250.0	Hz	0.0348%		4.000	kHz	0.0361%						

IMD (2,83V, 1W):

IMD	A	LEVEL	A	GEN: IMD	219.8 mV	250/8kHz	Ap
0.120	%	2.338	V				

S/N (2,83V, 1W):

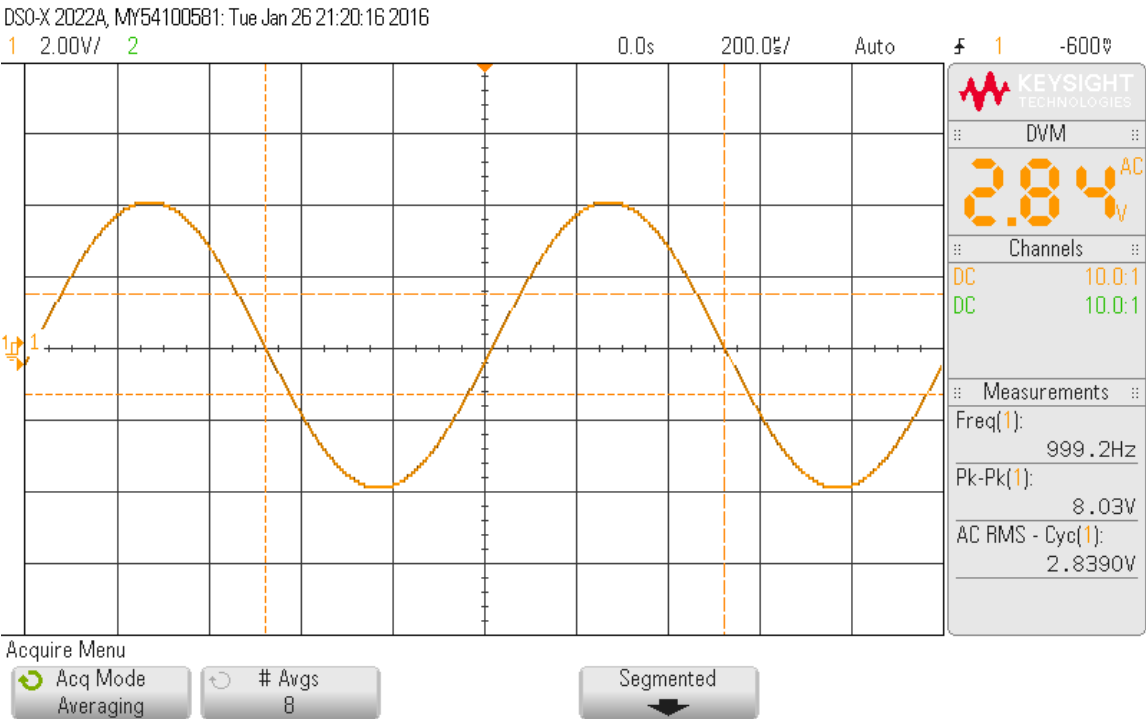
0 dBr = 2.836 V  
NOISE A  
-83.88dBr

UN-WTD 22 Hz - 22 kHz Ap  
GEN:SINE 219.8 mV 1.000 kHz

0 dBr = 2.836 V  
NOISE A  
-91.38dBr

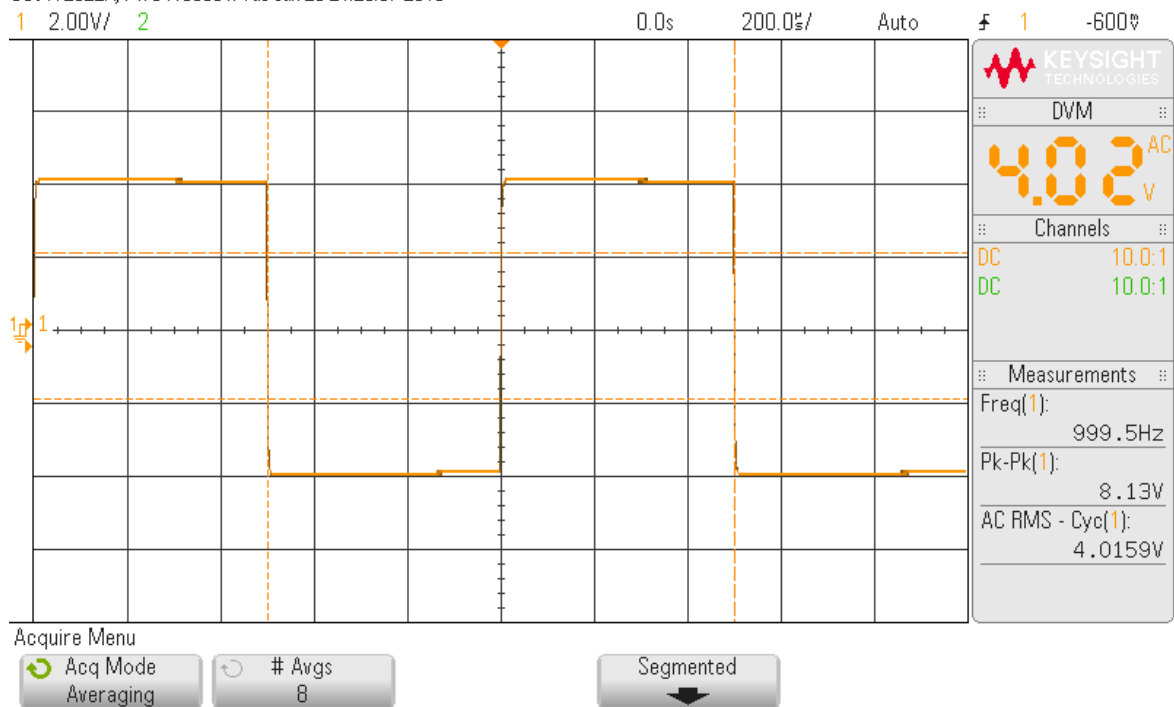
WTD <10 Hz - IEC-A Ap  
GEN:SINE 219.8 mV 1.000 kHz

Output sinus 1kHz. 1W /  
8ohm



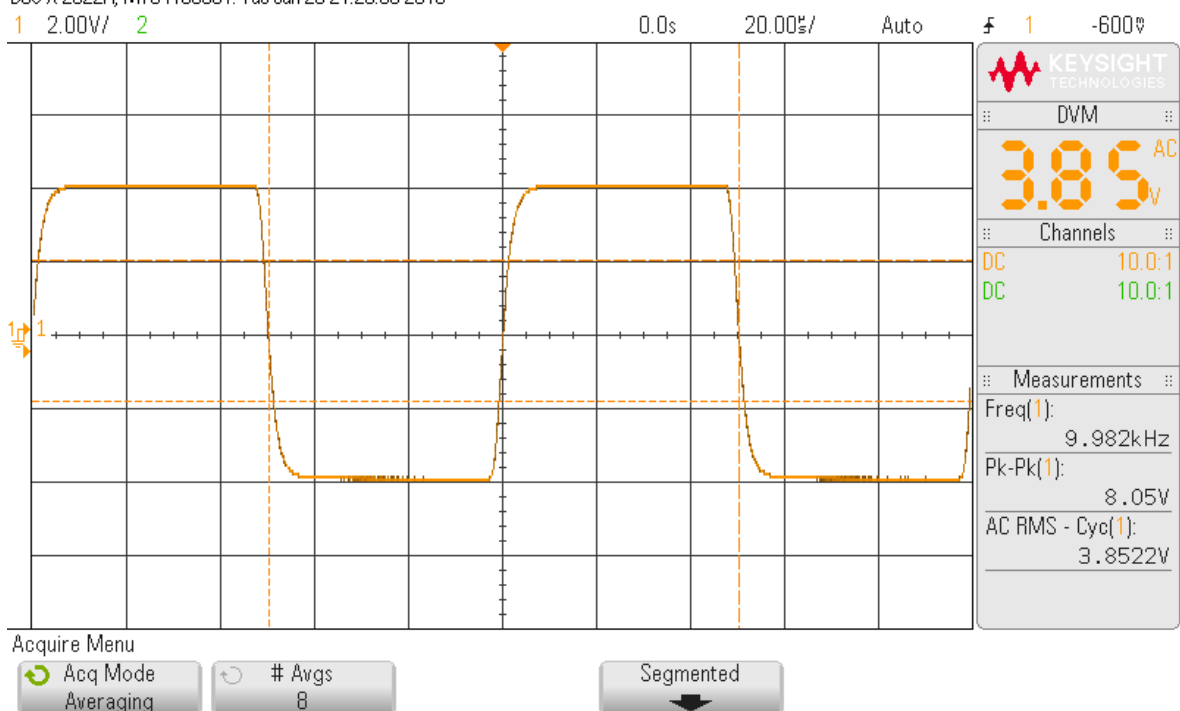
## Output Sqr 1kHz.

DSO-X 2022A, MY54100581: Tue Jan 26 21:20:37 2016

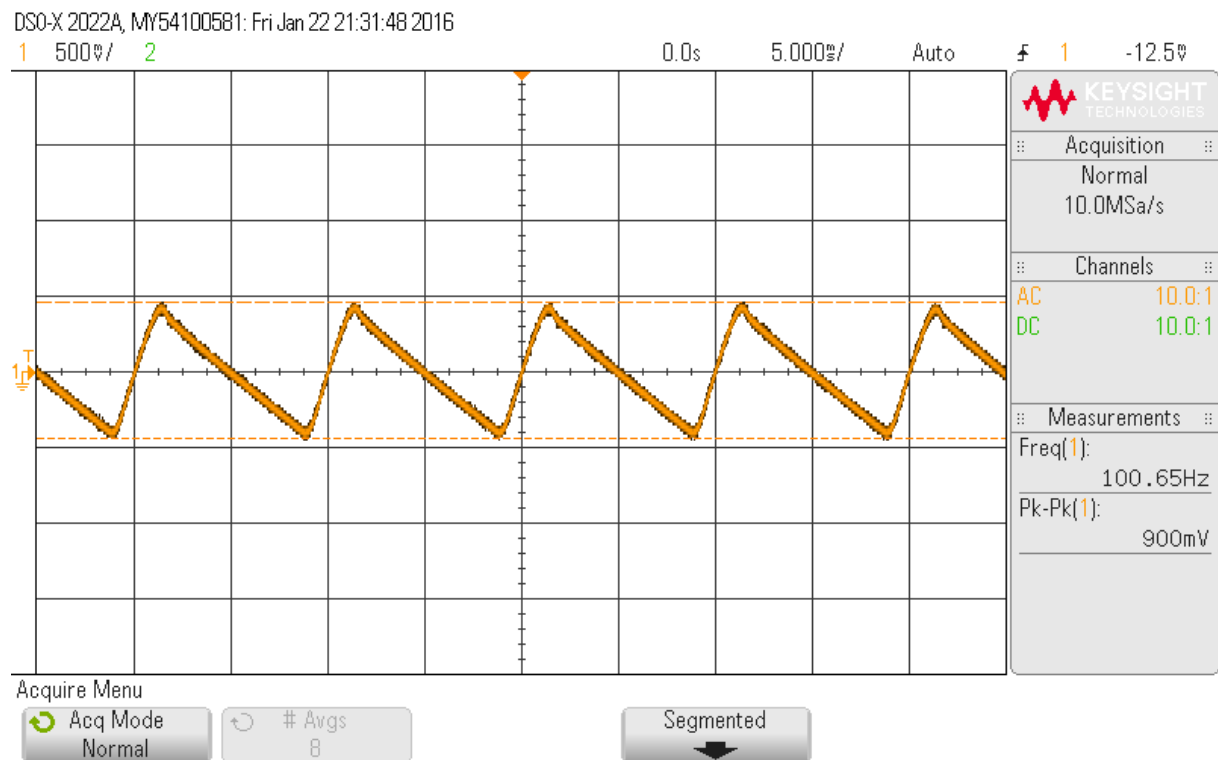


## Output Sqr 10 kHz.

DSO-X 2022A, MY54100581: Tue Jan 26 21:20:59 2016



## Ripple into CapMultiplier:



**FFT:**

**2,83V (1W) output into 8 Ohm.**

**Freq.= 1 kHz.**

**2<sup>nd</sup> harmonic : - 70 dB.**

**3rdharmonic : -90 dB.**

Audio Precision

