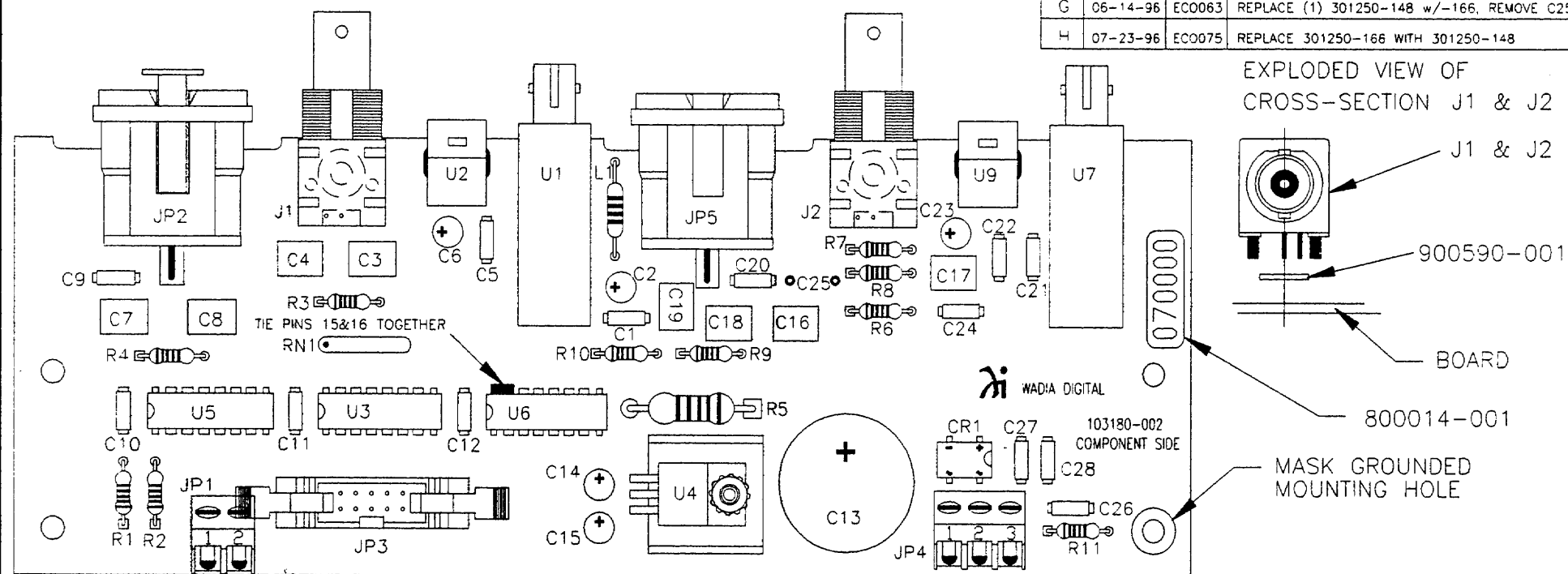


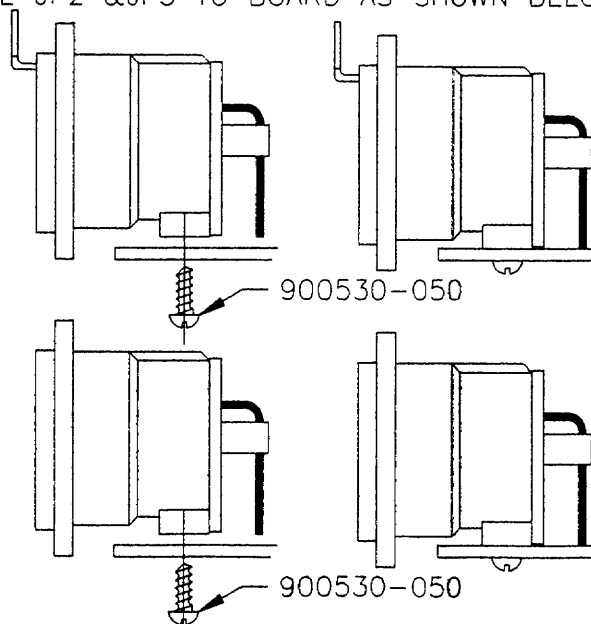
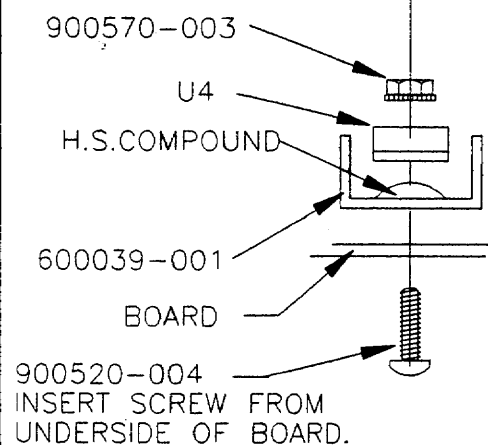
# REVISION HISTORY TABLE

REV	DATE	ECO#	CHANGES:
F	03-08-96	ECO044	CHANGE MASKING NOTES
G	06-14-96	ECO063	REPLACE (1) 301250-148 w/-166, REMOVE C25
H	07-23-96	ECO075	REPLACE 301250-166 WITH 301250-148



SECURE JP2 & JP5 TO BOARD AS SHOWN BELOW:

EXPLODED VIEW OF  
CROSS-SECTION U4



## NOTES:

- 1) MASK J1, J2, U2, & U9 FOR HAND SOLDERING.
- 2) HAND SOLDER J1, J2, U2, AND U9; FLAT TO BOARD AND ALIGNED STRAIGHT.
- 3) CLOSE JAWS OF SCREW TERMINALS (JP1, & JP4) PRIOR TO SOLDERING.
- 4) DO NOT IMMERSE C13, U1, U2, U7 OR U9; HAND WASH ONLY.
- 5) GLUE 900590-001 TO BOARD UNDER J1 & J2.
- 6) LEAVE C25 OPEN

**Wadia** DIGITAL CORP.

624 TROY STREET RIVER FALLS, WISCONSIN 54022  
PHONE: (715) 426-5900 FAX: (715) 426-5665

TITLE: WADIA 16 I/O BOARD ASSEMBLY

DRAWN BY: MAG	TOLERANCE: N/A	BOM REV: H
DATE: 09-01-93	DRAWING#: 113216-H.DWG	SCALE: FIT REV
CHKD:	PART NUMBER:	SIZE: A H
JULY 23, 1996	113216-001	SHEET 1 of 1