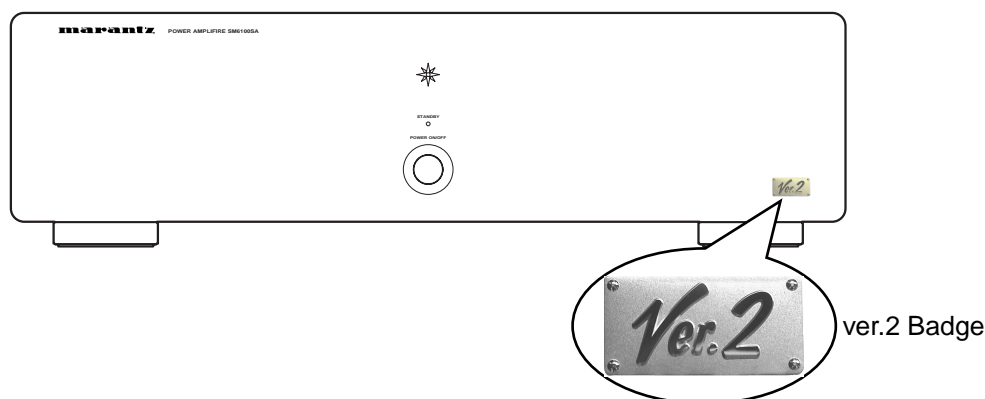


Service Manual

SM6100 /F1N

Power amplifier



REMARK 1:

This service manual shows only the differences between the model SM6100 and the model SM6100 ver.2. The most significant changes from SM6100 to SM6100 ver.2 are the quality of sound improvement parts. All other information is described in the service manual of the model SM6100 (Part number: 325J855010).

For the dispatch of the after-sales service parts, refer to those service manuals with the first priority. Therefore, please use this document with referring to the model SM6100 service manual without fail.

REMARK 2:

1. Model Name on the rear panel of SM6100 and SM6100 ver.2 is same. (Indication is the following.)
MODEL NO. SM6100/F1N
2. As for the appearance, ver.2 Badge addition on the front panel.
3. As for the change to ver.2 model is from LOT number 15. (MZxxxxxx15xxxx)

Please use this service manual with referring to the user guide (D.F.U.) without fail.












修理の際は、必ず取扱説明書を準備し操作方法を確認の上作業を行ってください。

marantz®



SM6100SA ver.2

The changed parts are listed below. Not listed parts are the same to the model SM6100.

| POS. NO. | VERS. COLOR | PART NO. (FOR EUR) | PART NO. (MJI) | DESCRIPTION |
|--|-------------|--------------------|----------------|---|
| | | | | P101-MAIN CIRCUIT BOARD |
| C701 | /F ver.2 | | OA10603540 | ELECT. 10μF 35V ARS |
| C702 | /F ver.2 | | OA10603540 | ELECT. 10μF 35V ARS |
| C703 | /F ver.2 | | OF55331580 | FILM 330pF ±5% 100V FNS |
| C704 | /F ver.2 | | OF55331580 | FILM 330pF ±5% 100V FNS |
| C711 | /F ver.2 | | OF55681570 | FILM 680pF ±5% 100V DTG |
| C712 | /F ver.2 | | OF55681570 | FILM 680pF ±5% 100V DTG |
| C729 | /F ver.2 | | OF55100590 | ELECT. 10pF 200V ±5% FAS |
| C730 | /F ver.2 | | OF55100590 | ELECT. 10pF 200V ±5% FAS |
|  C801 | /F ver.2 | | OB15905610 | ELECT. 15000μF 56V AUDIO NICHICON |
|  C802 | /F ver.2 | | OB15905610 | ELECT. 15000μF 56V AUDIO NICHICON |
| C803 | /F ver.2 | | OC22805030 | ELECT. UFW1H222MHA1AA FOR AUDIO |
| C804 | /F ver.2 | | OC22805030 | ELECT. UFW1H222MHA1AA FOR AUDIO |
|  D803 | /F ver.2 | | HD20055100 | DIODE SHOTTKY 11EQS10 1A 100V |
|  D804 | /F ver.2 | | HD20055100 | DIODE SHOTTKY 11EQS10 1A 100V |
|  D805 | /F ver.2 | | HD20055100 | DIODE SHOTTKY 11EQS10 1A 100V |
|  D806 | /F ver.2 | | HD20055100 | DIODE SHOTTKY 11EQS10 1A 100V |
|  D807 | /F ver.2 | | HD20055100 | DIODE SHOTTKY 11EQS10 1A 100V |
|  D808 | /F ver.2 | | HD20055100 | DIODE SHOTTKY 11EQS10 1A 100V |
|  D809 | /F ver.2 | | HD20055100 | DIODE SHOTTKY 11EQS10 1A 100V |
|  D810 | /F ver.2 | | HD20055100 | DIODE SHOTTKY 11EQS10 1A 100V |
| R707 | /F ver.2 | | GM11410000 | REG. 100Ω ±1%1/4W |
| R708 | /F ver.2 | | GM11410000 | REG. 100Ω ±1%1/4W |
| | | | | |
| | | | | P221-IR μ-COM CIRCUIT BOARD |
| C203 | /F ver.2 | | DF15103350 | FILM 0.01μF J M 50V |
| Q205 | /F ver.2 | | HC10098550 | IC PST600D-2 RESET |
| C207 | /F ver.2 | | OA10605020 | ELECT. 10μF 50V M RA-2 |
| | | | | |
| | | | | P851-AC OUTLET BACK UP CIRCUIT BOARD |
|  D863 | /F ver.2 | | HD20055100 | DIODE SHOTTKY 11EQS10 1A 100V |
| | | | | |
| | | | | EXPLODED VIEW PARTS |
| 002B | /F ver.2 | | 24AW251010 | BADGE NEW MZ |
| 050B | /F ver.2 | | 318J251020 | BADGE VER.2 |
| 004D | /F ver.2 | | 51290308M0 | B.T.SCREW(W/TL) TOPCOVER+REAR R SIDE FIX |
| 004S | /F ver.2 | | 231J861010 | LABEL VER2 LABEL FOR PACKING CASE |
| | | | | |
| | | | | REMOVED PARTS |
| C204 | /F ver.2 | | DK18103310 | CER. 0.01μF Z 50V |
| C205 | /F ver.2 | | OF15103540 | ELECT. 0.01μF J 100V APSV |
| C816 | /F ver.2 | | EA47610010 | ELECT. 47μF 100V |
| C865 | /F ver.2 | | OF15103540 | CER. 0.01μF Z 50V |
| C866 | /F ver.2 | | DK18103310 | ELECT. 0.01μF J 100V APSV |

NOTE : "nsp" PART IS LISTED FOR REFERENCE ONLY, MARANTZ WILL NOT SUPPLY THESE PARTS.