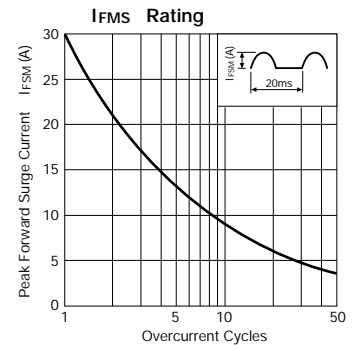
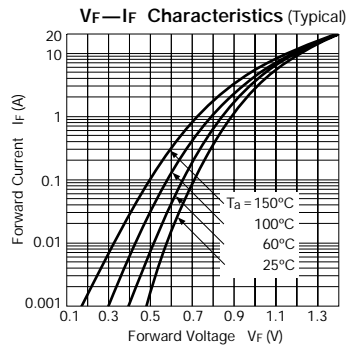
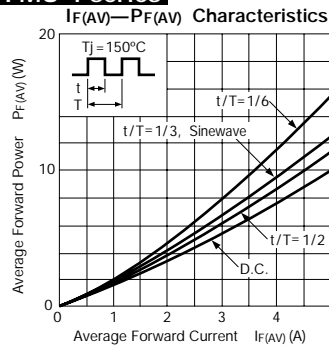


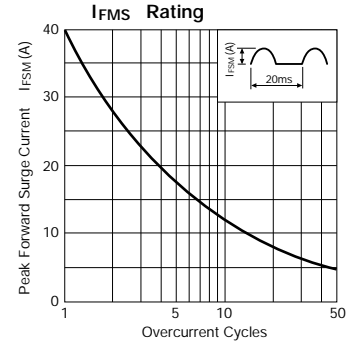
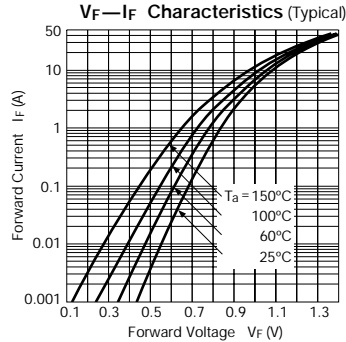
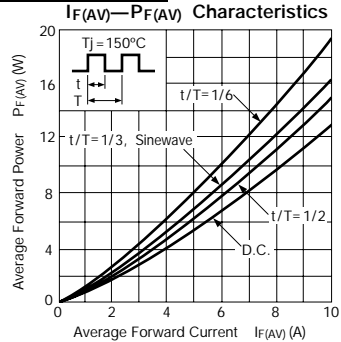
Fast-Recovery Rectifier Diodes

Parameter Type No.	Absolute Maximum Ratings					Electrical Characteristics (Ta=25°C)										Others	
	VRM (V)	IF(AV) (A) With Heatsink	IFSM (A)	TJ (°C)	Tstg (°C)	VF (V)		IR (μA)	IR (H) (μA)	trr① (μs)		trr② (μs)		Rth (j-c)	Mass	Fig	
			50Hz Half-cycle Sinewave Single Shot			max per element	IF (A)	VR=VRM max per element	VR=VRM, Ta=100°C max per element		IF/IRP (mA)		IF/IRP (mA)	(°C/W)	(g)		
FMU-12S, R	200	5.0	30	-40 to +150		1.5	2.5	50	500	0.4	100/100	0.18	100/200	4.0	2.1	Ⓐ	
FMU-14S, R	400																
FMU-16S, R	600																
FMU-21S, R	100	10.0	40			1.5	5.0	50	500	0.4	100/100	0.18	100/200	4.0	2.1		
FMU-22S, R	200																
FMU-24S, R	400																
FMU-26S, R	600																
FMU-32S, R	200	20.0	80			1.5	10.0	50	500	0.4	100/100	0.18	100/200	2.0	5.5	Ⓑ	
FMU-34S, R	400																
FMU-36S, R	600																

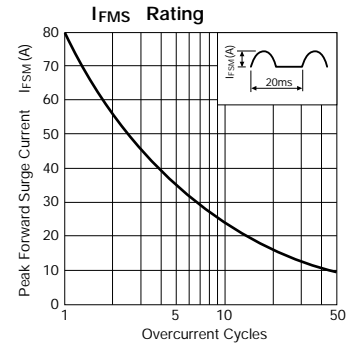
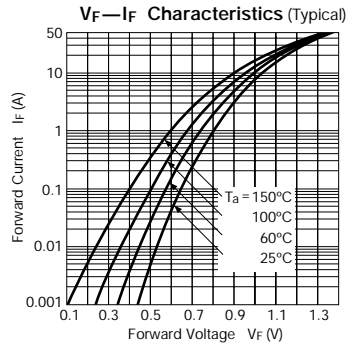
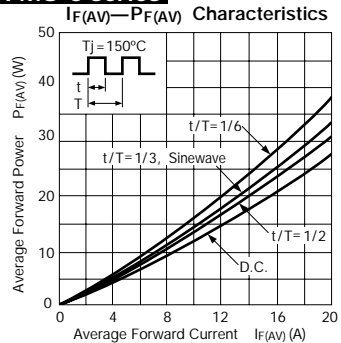
FMU-1 series



FMU-2 series



FMU-3 series



External Dimensions

(Unit: mm)

Flammability:
UL94V-0 or Equivalent

