



SOVEREIGN 15-600LF

High-power woofer with outstanding SPL output, for use in pro-sound applications. Ideally suited for medium to large vented boxes. Optimised for ported bass enclosures

ELECTRO ACOUSTIC SPECIFICATIONS

Nominal Chassis Diameter	15"
Impedance	8 Ω
Power Handling	600 w (EIA 426A)
Peak Power (6dB Crest Factor)	2400 w (EIA 426A)
Usable Frequency Range -6dB	38 Hz - 3.5 kHz
Sensitivity (1 w - 1 m)	98 dB
Moving Mass inc. Air Load	82.39
Minimum Impedance Zmin	7 Ω
Effective Piston Diameter	15.03" / 382 mm
Peak Displacement Volume of Cone Vd	0.3 litres
Magnet Weight	95 oz
Magnetic Gap Depth	0.39" / 10 mm
Flux Density	0.97 Tesla
Coil Winding Height	0.74" / 19 mm
Voice Coil Diameter	3" / 76.2 mm

THIELE SMALL PARAMETERS

FS Hz	37 Hz
RE Ohms	5.4 Ω
Qms	6.28
Qes	0.414
Qts	0.389
Vas Ltr	240
Vd litres	0.468
CMS (mm/N)	0.234
BL T/m	17.5
Mms (grms)	80
Xmax (mm)	5.5
Sd (cm ²)	850
Efficiency %	2.83
Le (1kHz)	1.52 mH

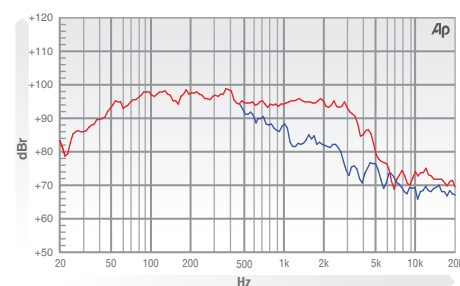
MATERIALS OF CONSTRUCTION

Former Material	Glass Fibre
Voice Coil	Copper
Magnet Material	Ferrite
Chassis	Steel
Cone	Paper
Surround / Edge Termination	Polyvinyl Damped Dbl. Half Roll Linen
Dust Dome	Paper
Connectors	Solder Tag
Polarity	Positive Voltage at Red Terminal Causes Forward Motion of Cone

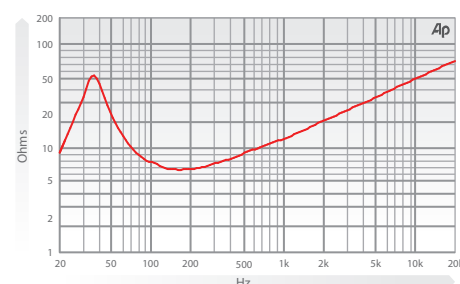
MOUNTING / SHIPPING INFORMATION

Overall Diameter	15.00" / 381 mm
Flange Height	0.35" / 9 mm
Baffle Hole Diameter F/M	13.85" / 352 mm
Baffle Hole Diameter R/M	13.85" / 352 mm
Gasket Supplied	Front & Rear
Fixing Holes	8x 6.35 mm on 14.56" / 369.2 mm PCD
Depth	6.65" / 169 mm
Weight	17.96 lb / 8.15 kg
Recommended Enclosure Volume	1.76 - 4.41 cu ft / 50 - 125 litres
Shipping Weight	20.17 lb / 9.4 kg
Packing Carton Dimensions	220 x 420 x 420 mm

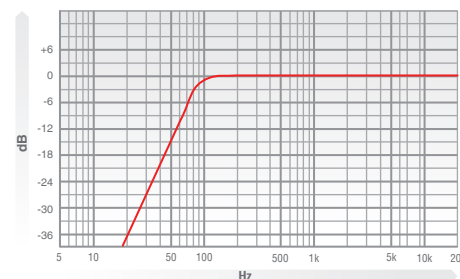
FREQUENCY RESPONSE DATA*



IMPEDANCE



PREDICTED BASS RESPONSE



* Half space response measured in a 975 litre sealed box ** Normalised bass response in 175 litre vented enclosure tuned to 40Hz • Please enquire about alternative impedances. • EIA 426A, power handling test. Pink noise bandpass filtered at 12 dB per octave. Driver mounted in free air, test signal applied at rated power for 8 hours. • Please note that the frequency response measurements are supplied for comparison only and are not a measure of the low frequency performance which may be achieved in a fully optimised system.