



Software : by Martin J. King
e-mail MJKing57@aol.com

Copyright © 2002 by Martin J. King. All Rights Reserved.

Unit and Constant Definition

$$\text{cycle} := 2 \cdot \pi \cdot \text{rad}$$

$$\text{Hz} := \text{cycle} \cdot \text{sec}^{-1}$$

$$\text{Air Density : } \rho := 1.21 \cdot \text{kg} \cdot \text{m}^{-3}$$

$$\text{Speed of Sound : } c := 342 \cdot \text{m} \cdot \text{sec}^{-1}$$



User Input (Edit This Section and Input all of the Parameters for the System to be Analyzed)

Driver Thiele / Small Parameters : Fostex FE127E (bi-pole, series)

$$f_d := 70.4 \cdot \text{Hz}$$

$$V_{ad} := 2.9.9 \cdot \text{liter}$$

$$R_e := 2.6.5 \cdot \Omega$$

$$Q_{ed} := 0.5$$

$$L_{vc} := .0 \cdot \text{mH}$$

$$Q_{md} := 3.33$$

$$Bl := 2.4.14 \cdot \frac{\text{newton}}{\text{amp}}$$

$$Q_{td} := \left(\frac{1}{Q_{ed}} + \frac{1}{Q_{md}} \right)^{-1}$$

$$S_d := 2.00665 \cdot \text{m}^2$$

$$Q_{td} = 0.435$$

Enclosure Geometry Definition

$$L := 32 \cdot \text{in}$$

(Height)

$$z_{\text{driver}} := 16 \cdot \text{in}$$

(Driver Distance From Top < Height)

$$z_{\text{port}} := 31 \cdot \text{in}$$

(Port Distance From Top < Height)

$$S_0 := 6.8 \cdot \text{in}^2$$

(Area of the Top End)

$$S_L := 6.8 \cdot \text{in}^2$$

(Area of the Bottom End)

$$\text{Density} := 0.3 \cdot \text{lb} \cdot \text{ft}^{-3}$$

(Stuffing density : $0 \text{ lb/ft}^3 < D < 1 \text{ lb/ft}^3$)

$$r_{\text{port}} := 1.225 \cdot \text{in}$$

(Radius of the port)

$$L_{\text{port}} := 2 \cdot \text{in}$$

(Length of the port)

Ported Box Definition

$$(0 \text{ lb/ft}^3 < D < 1 \text{ lb/ft}^3)$$

$$n_{\text{top}} := 4$$

$$(n_{\text{top}} > 1)$$

$$x_{\text{top}} := z_{\text{driver}}$$

$$n_{\text{open}} := 4$$

$$(n_{\text{open}} > 1)$$

$$x_{\text{open}} := z_{\text{port}} - z_{\text{driver}}$$

$$n_{\text{bottom}} := 4$$

$$(n_{\text{bottom}} > 1)$$

$$x_{\text{bottom}} := L - z_{\text{port}}$$

$$n_{\text{port}} := 4$$

$$(n_{\text{port}} > 1)$$

$$x_{\text{port}} := L_{\text{port}} + 0.6 \cdot r_{\text{port}}$$

Geometry Definition

$$TR := (S_L - S_0) \cdot L^{-1}$$

$$TR = 0 \text{ m}$$

$$S_D := S_0 + TR \cdot z_{\text{driver}}$$

$$S_D = 0.031 \text{ m}^2$$

$$S_P := S_0 + TR \cdot z_{\text{port}}$$

$$S_P = 0.031 \text{ m}^2$$

Top Section of Enclosure

(Driver ---> Top of Enclosure)

Section Length**Initial Area****Final Area****Stuffing Density**

$$L_{c_0} := x_{\text{top}} \cdot (n_{\text{top}} + 1)^{-1}$$

$$S_{c_{0,0}} := S_D$$

$$S_{c_{0,1}} := S_{c_{0,0}} - TR \cdot L_{c_0}$$

$$D_{c_0} := \text{Density}$$

$$L_{c_1} := x_{\text{top}} \cdot (n_{\text{top}} + 1)^{-1}$$

$$S_{c_{1,0}} := S_{c_{0,1}}$$

$$S_{c_{1,1}} := S_{c_{1,0}} - TR \cdot L_{c_1}$$

$$D_{c_1} := \text{Density}$$

$$L_{c_2} := x_{\text{top}} \cdot (n_{\text{top}} + 1)^{-1}$$

$$S_{c_{2,0}} := S_{c_{1,1}}$$

$$S_{c_{2,1}} := S_{c_{2,0}} - TR \cdot L_{c_2}$$

$$D_{c_2} := \text{Density}$$

$$L_{c_3} := x_{\text{top}} \cdot (n_{\text{top}} + 1)^{-1}$$

$$S_{c_{3,0}} := S_{c_{2,1}}$$

$$S_{c_{3,1}} := S_{c_{3,0}} - TR \cdot L_{c_3}$$

$$D_{c_3} := \text{Density}$$

$$L_{c_4} := x_{\text{top}} \cdot (n_{\text{top}} + 1)^{-1}$$

$$S_{c_{4,0}} := S_{c_{3,1}}$$

$$S_{c_{4,1}} := S_0$$

$$D_{c_4} := \text{Density}$$

Open Section of Enclosure

(Driver ---> Port Position)

Section Length**Initial Area****Final Area****Stuffing Density**

$$L_{o_0} := x_{\text{open}} \cdot (n_{\text{open}} + 1)^{-1}$$

$$S_{o_{0,0}} := S_D$$

$$S_{o_{0,1}} := S_{o_{0,0}} + TR \cdot L_{o_0}$$

$$D_{o_0} := \text{Density}$$

$$L_{o_1} := x_{\text{open}} \cdot (n_{\text{open}} + 1)^{-1}$$

$$S_{o_{1,0}} := S_{o_{0,1}}$$

$$S_{o_{1,1}} := S_{o_{1,0}} + TR \cdot L_{o_1}$$

$$D_{o_1} := \text{Density}$$

$$L_{o_2} := x_{\text{open}} \cdot (n_{\text{open}} + 1)^{-1}$$

$$S_{o_{2,0}} := S_{o_{1,1}}$$

$$S_{o_{2,1}} := S_{o_{2,0}} + TR \cdot L_{o_2}$$

$$D_{o_2} := \text{Density}$$

$$L_{o_3} := x_{\text{open}} \cdot (n_{\text{open}} + 1)^{-1}$$

$$S_{o_{3,0}} := S_{o_{2,1}}$$

$$S_{o_{3,1}} := S_{o_{3,0}} + TR \cdot L_{o_3}$$

$$D_{o_3} := \text{Density}$$

$$L_{o_4} := x_{\text{open}} \cdot (n_{\text{open}} + 1)^{-1}$$

$$S_{o_{4,0}} := S_{o_{3,1}}$$

$$S_{o_{4,1}} := S_P$$

$$D_{o_4} := \text{Density}$$

Bottom Section of Enclosure

(Port Position ----> Bottom of Enclosure)

Section Length	Initial Area	Final Area	Stuffing Density
$L_{b_0} := x_{\text{bottom}} \cdot (n_{\text{bottom}} + 1)^{-1}$	$S_{b_{0,0}} := S_P$	$S_{b_{0,1}} := S_{b_{0,0}} + TR \cdot L_{b_0}$	$D_{b_0} := \text{Density}$
$L_{b_1} := x_{\text{bottom}} \cdot (n_{\text{bottom}} + 1)^{-1}$	$S_{b_{1,0}} := S_{b_{0,1}}$	$S_{b_{1,1}} := S_{b_{1,0}} + TR \cdot L_{b_1}$	$D_{b_1} := \text{Density}$
$L_{b_2} := x_{\text{bottom}} \cdot (n_{\text{bottom}} + 1)^{-1}$	$S_{b_{2,0}} := S_{b_{1,1}}$	$S_{b_{2,1}} := S_{b_{2,0}} + TR \cdot L_{b_2}$	$D_{b_2} := \text{Density}$
$L_{b_3} := x_{\text{bottom}} \cdot (n_{\text{bottom}} + 1)^{-1}$	$S_{b_{3,0}} := S_{b_{2,1}}$	$S_{b_{3,1}} := S_{b_{3,0}} + TR \cdot L_{b_3}$	$D_{b_3} := \text{Density}$
$L_{b_4} := x_{\text{bottom}} \cdot (n_{\text{bottom}} + 1)^{-1}$	$S_{b_{4,0}} := S_{b_{3,1}}$	$S_{b_{4,1}} := S_L$	$D_{b_4} := \text{Density}$

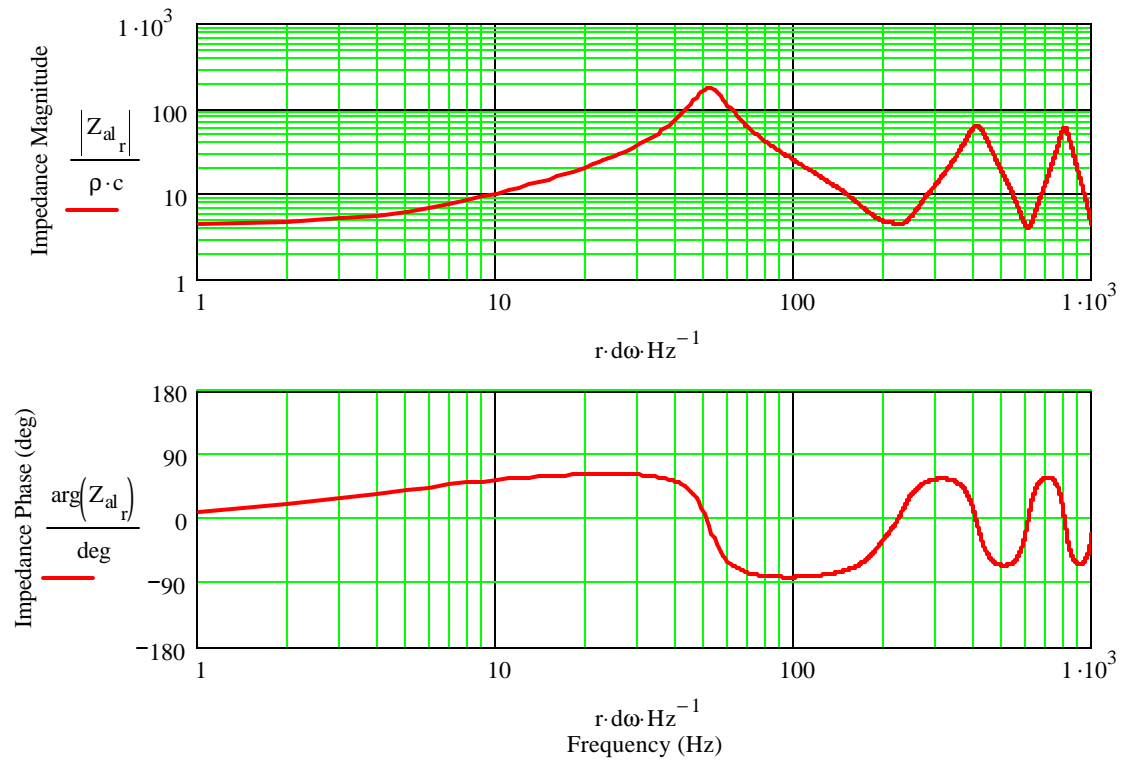
Port Section of Enclosure

(Port Inside ----> Port Outside)

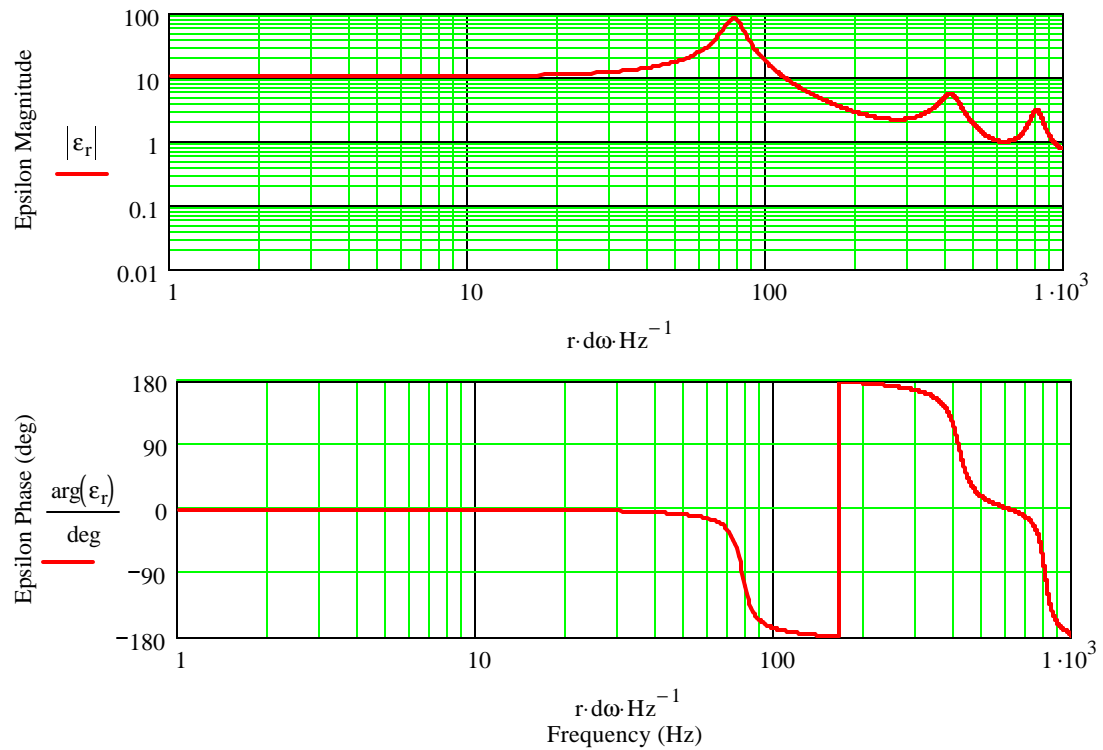
Section Length	Initial Area	Final Area	Stuffing Density
$L_{p_0} := x_{\text{port}} \cdot (n_{\text{port}} + 1)^{-1}$	$S_{p_{0,0}} := \pi \cdot r_{\text{port}}^2$	$S_{p_{0,1}} := \pi \cdot r_{\text{port}}^2$	$D_{p_0} := 0 \cdot \text{lb} \cdot \text{ft}^{-3}$
$L_{p_1} := x_{\text{port}} \cdot (n_{\text{port}} + 1)^{-1}$	$S_{p_{1,0}} := S_{p_{0,1}}$	$S_{p_{1,1}} := \pi \cdot r_{\text{port}}^2$	$D_{p_1} := 0 \cdot \text{lb} \cdot \text{ft}^{-3}$
$L_{p_2} := x_{\text{port}} \cdot (n_{\text{port}} + 1)^{-1}$	$S_{p_{2,0}} := S_{p_{1,1}}$	$S_{p_{2,1}} := \pi \cdot r_{\text{port}}^2$	$D_{p_2} := 0 \cdot \text{lb} \cdot \text{ft}^{-3}$
$L_{p_3} := x_{\text{port}} \cdot (n_{\text{port}} + 1)^{-1}$	$S_{p_{3,0}} := S_{p_{2,1}}$	$S_{p_{3,1}} := \pi \cdot r_{\text{port}}^2$	$D_{p_3} := 0 \cdot \text{lb} \cdot \text{ft}^{-3}$
$L_{p_4} := x_{\text{port}} \cdot (n_{\text{port}} + 1)^{-1}$	$S_{p_{4,0}} := S_{p_{3,1}}$	$S_{p_{4,1}} := \pi \cdot r_{\text{port}}^2$	$D_{p_4} := 0 \cdot \text{lb} \cdot \text{ft}^{-3}$



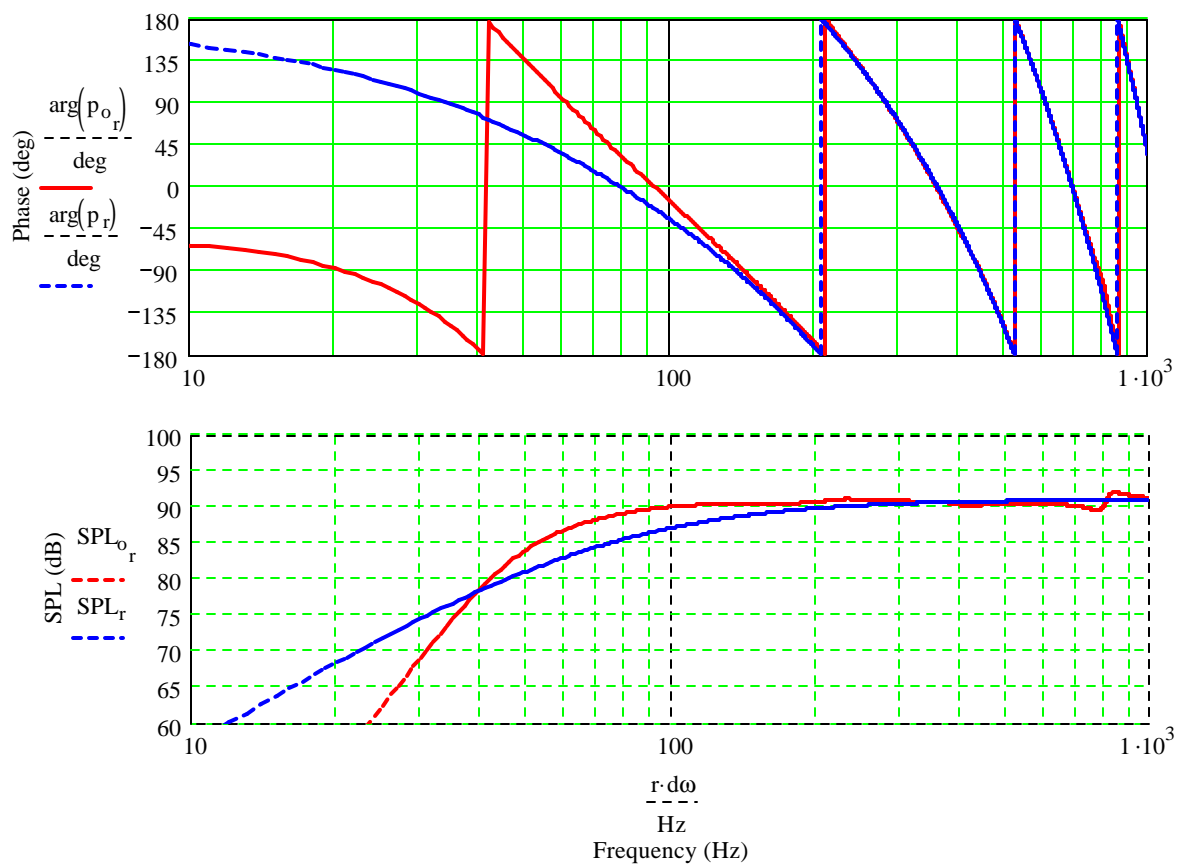
Resulting Acoustic Impedance for the Enclosure



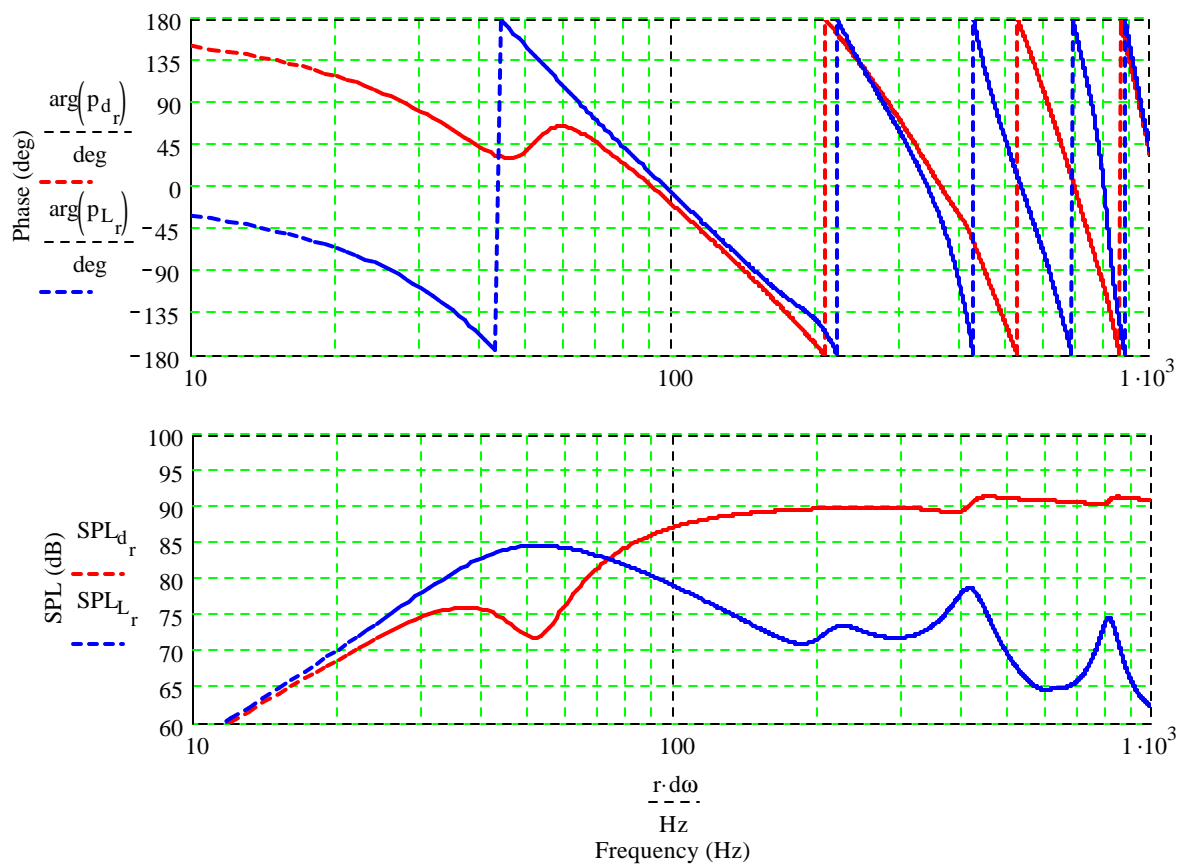
Velocity at the Terminus of the Ported Box for a 1 m/sec Driver Excitation



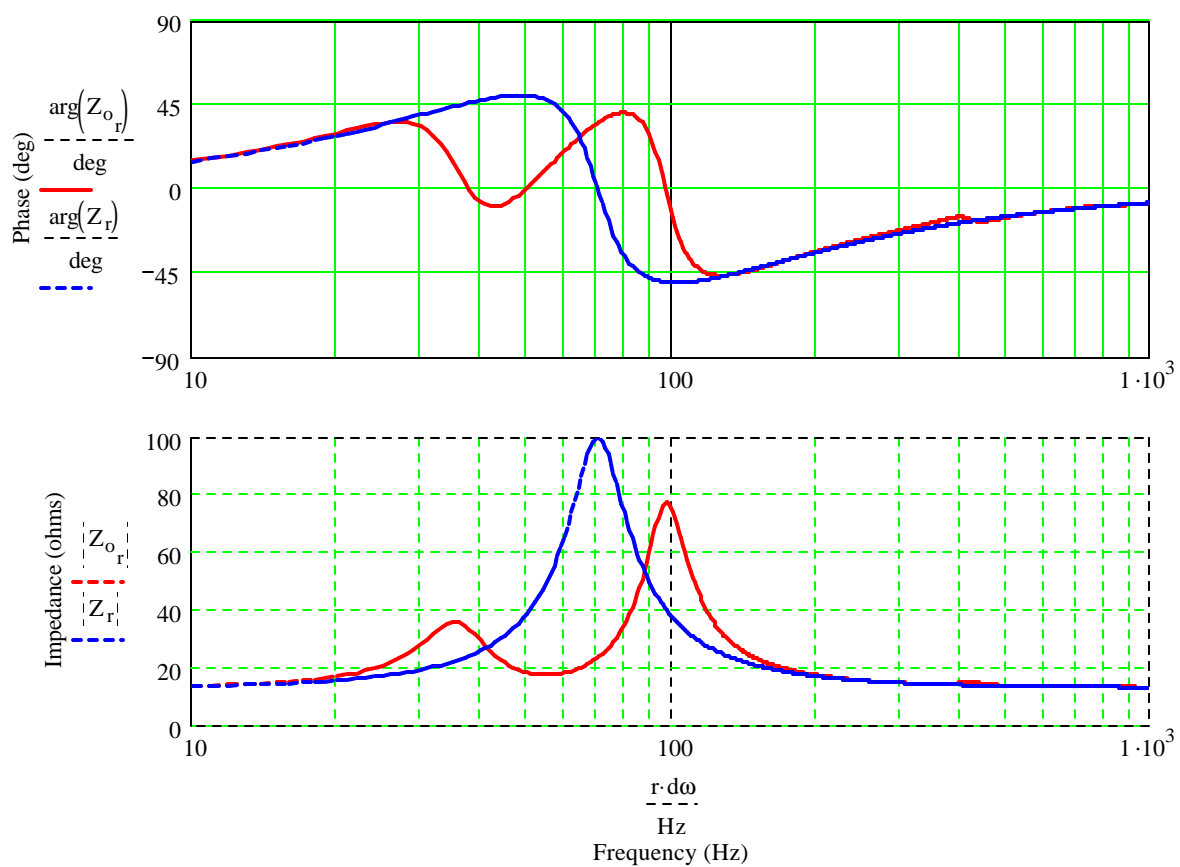
Far Field Ported Box System and Infinite Baffle Sound Pressure Level Responses



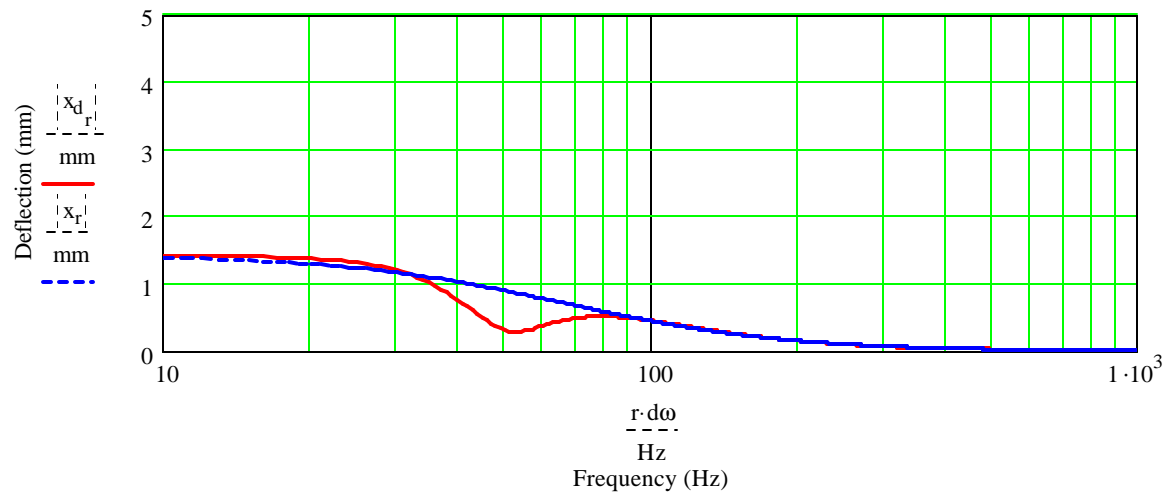
Woofer and Terminus Far Field Sound Pressure Level Responses



Ported Box System and Infinite Baffle Impedance



Woofer Displacement



System Time Response for an Impulse Input

