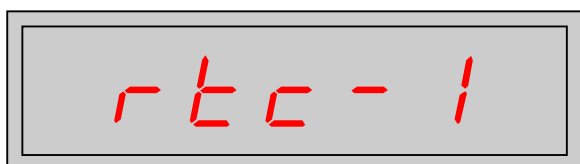


Power On
Display Test



Mode Brief



Display Value



Press



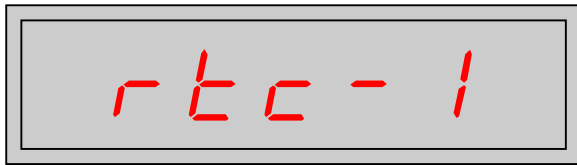
Reset



Power On  Hold
Firmware Version



Real Time - 1

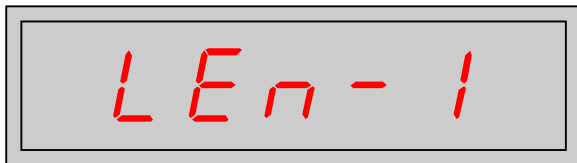


1s
➡



➡ Press to Reset

Length - 1

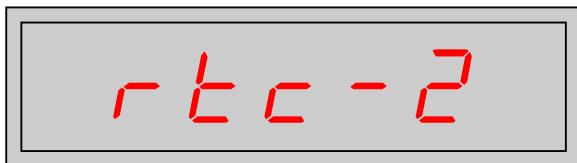


1s
➡



➡ Press to Reset

Real Time - 2

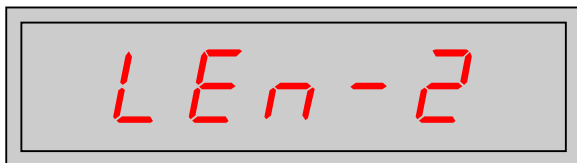


1s
➡



➡ Press to Reset

Length - 2

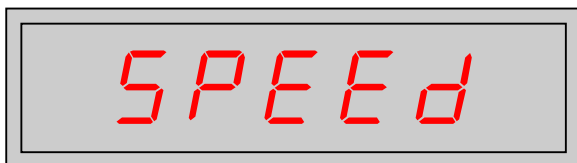


1s
➡



➡ Press to Reset

Speed



1s
➡



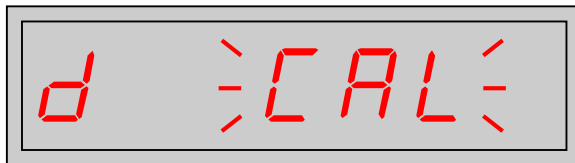
➡ Press to Display Dia

Roller Diameter



Calibration

Exit ←



Default diameter

Exit ←


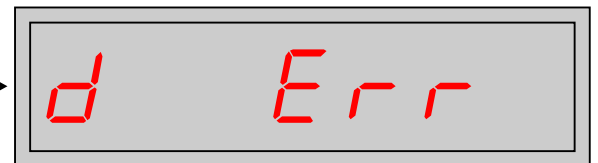


New diameter

Exit ←

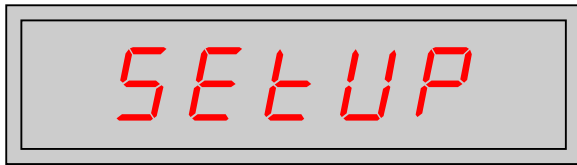


Calibration error



 1s Hold

Enter Setup



 1s

 5s Auto Exit

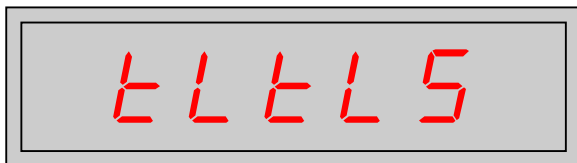
Escape




 Press to Escape



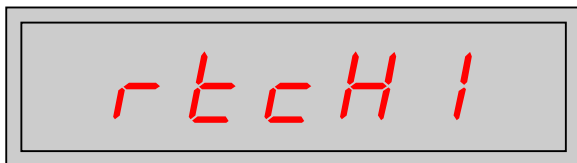
Real Time - 2



 Press to Select: tLtLS
tLtS
tLS
ttS
tS
t



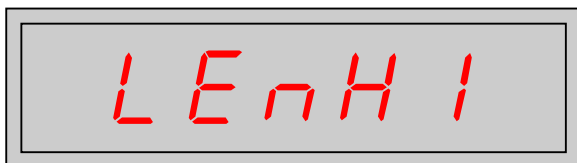
RTC Resolution



 Press to Select: rtcHI
rtc



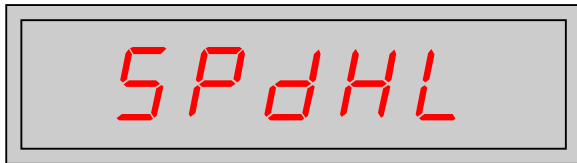
Length Resolution



 Press to Select: LEnHI
LEn



Speed Resolution



➡ Press to Select: SPdHI
SPdHL
SPd



Font Style



➡ Press to Select: 769
7b9
7b9
769



Speed Selection



➡ Press to Select: H19L9
H9L19
H38L19
H19L38



Lim/Cycle Menu



➡ Press to Select: LSEL
CSEL



Set Values



➡ Press to Save Changes



Load Defaults



➡ Press to Load Defaults