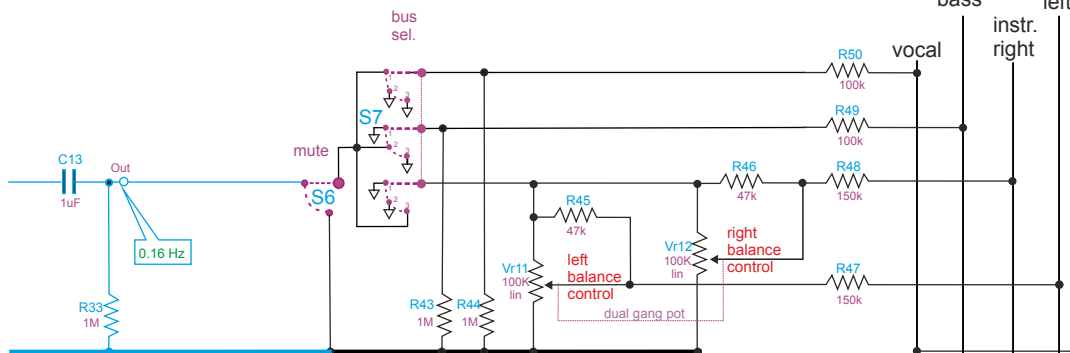
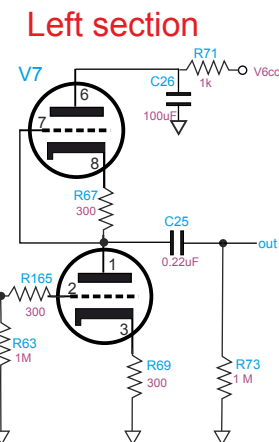
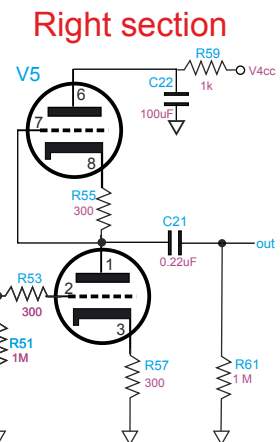
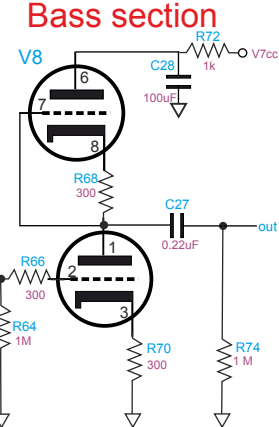
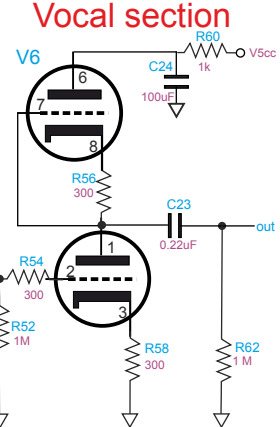


## Channel 1



## Channel 10



## Bus-Mixer section

R43, R44, R51, R52, R61, R62, R63, R64, R73, R74=1M  
 R45, R46=47k  
 R47, R48=150k  
 R49, R50=100k  
 R53, R54, R55, R56, R57, R58, R65, R66, R67, R68, R69, R70=300  
 R59, R60, R71, R72=1k

Vr11-Vr12= 100K lin (dual gang pot)

C21, C23, C25, C27= 0.22uF (630V Wima MKP4)  
 C22, C24, C26, C28 = 100uF (400V, J&J)

V5, V6, V7, V8= ECC88/6DJ8

S6= single switch

S7= 3-way 3-pole rotary switch

red knob (right instr.)=1  
 green knob (left instr.)=1