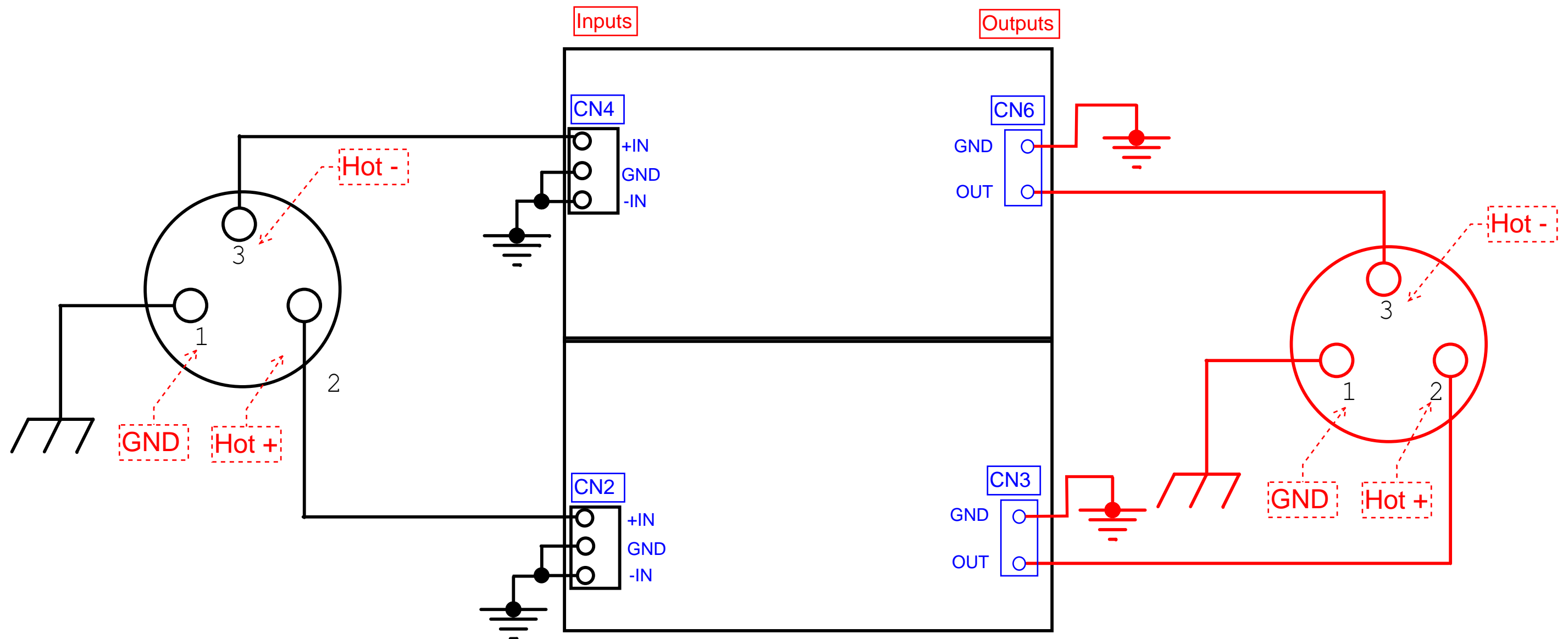


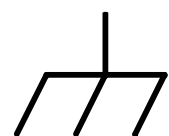
# BA 2018 Wayne's Linestage Balanced-In-to-Out Hookup Sketch



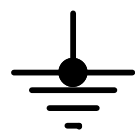
## NOTES:

1. Sketch shows the hookup detail for the operation of one channel only.
2. PCB connection nomenclature based on board silkscreen at [https://cdn.shopify.com/s/files/1/1006/5046/files/Waynes\\_BA\\_Linestage\\_-\\_Silk.pdf](https://cdn.shopify.com/s/files/1/1006/5046/files/Waynes_BA_Linestage_-_Silk.pdf)
3. Sketch modified from mareli's post #1991 at [https://www.diyaudio.com/forums/attachments/pass-labs/902684d1608253920-waynes-ba-2018-linestage-balanced\\_wayne2018-pdf](https://www.diyaudio.com/forums/attachments/pass-labs/902684d1608253920-waynes-ba-2018-linestage-balanced_wayne2018-pdf)
4. Use resistor values for R18, R20, R39 and R44 as per published schematic. Modification is not required.

## LEGEND:



Chassis Earth



Power Supply Ground (Zero Volt Line)