

Sequence Report



Summary

Signal Path_2ch_Drive

Noise Level	✓ PASSED
Noise Level_A-wt	✓ PASSED
Signal to Noise Ratio_260W_A-wt	✓ PASSED
FFT Specturn_Noise	✓ PASSED
Frequency Response_20W	✓ PASSED
THD+N vs Output Power	✓ PASSED

Sequence Result:

Sequence Result: ✓ PASSED

Sequence Report



Signal Path_2ch_Drive : Noise Level

Waveform: None
Low-pass Filter: 20 kHz
Weighting Filter: Signal Path
High-pass Filter: 20 Hz
Acquisition Time: 250.0 ms
Delay Time: 300.0 ms

Noise Level (7/12/2017 7:56:53.858 PM)

Ch1 121.9 uVrms
Ch2 120.5 uVrms

Signal Path_2ch_Drive : Noise Level_A-wt

Waveform: None
Low-pass Filter: 20 kHz
Weighting Filter: A-wt.
High-pass Filter: 20 Hz
Acquisition Time: 250.0 ms
Delay Time: 300.0 ms

Noise Level (7/12/2017 7:56:54.799 PM)

Ch1 85.14 uVrms
Ch2 84.75 uVrms

Signal Path_2ch_Drive : Signal to Noise Ratio_260W_A-wt

Waveform: Sine
Generator Level: 2.745 Vrms
DC Offset: 0.000 V
Frequency: 1.00000 kHz
Low-pass Filter: 20 kHz
Weighting Filter: A-wt.
High-pass Filter: 20 Hz

Signal to Noise Ratio (7/12/2017 7:56:57.201 PM)

Ch1 111.321 dB
Ch2 111.429 dB

Sequence Report



Signal Path_2ch_Drive : FFT Specturn_Noise

Waveform: Sine

Generator Level: 0.000 Vrms

DC Offset: 0.000 V

Frequency: 1.00000 kHz

Secondary Source: None

Measured 1 7/12/2017 7:56:58 PM

Acquisition Type: Auto

Trigger: Free Run

Delay Time: 250.0 ms

Input Bandwidth: Use Signal Path

FFT Length: 16K

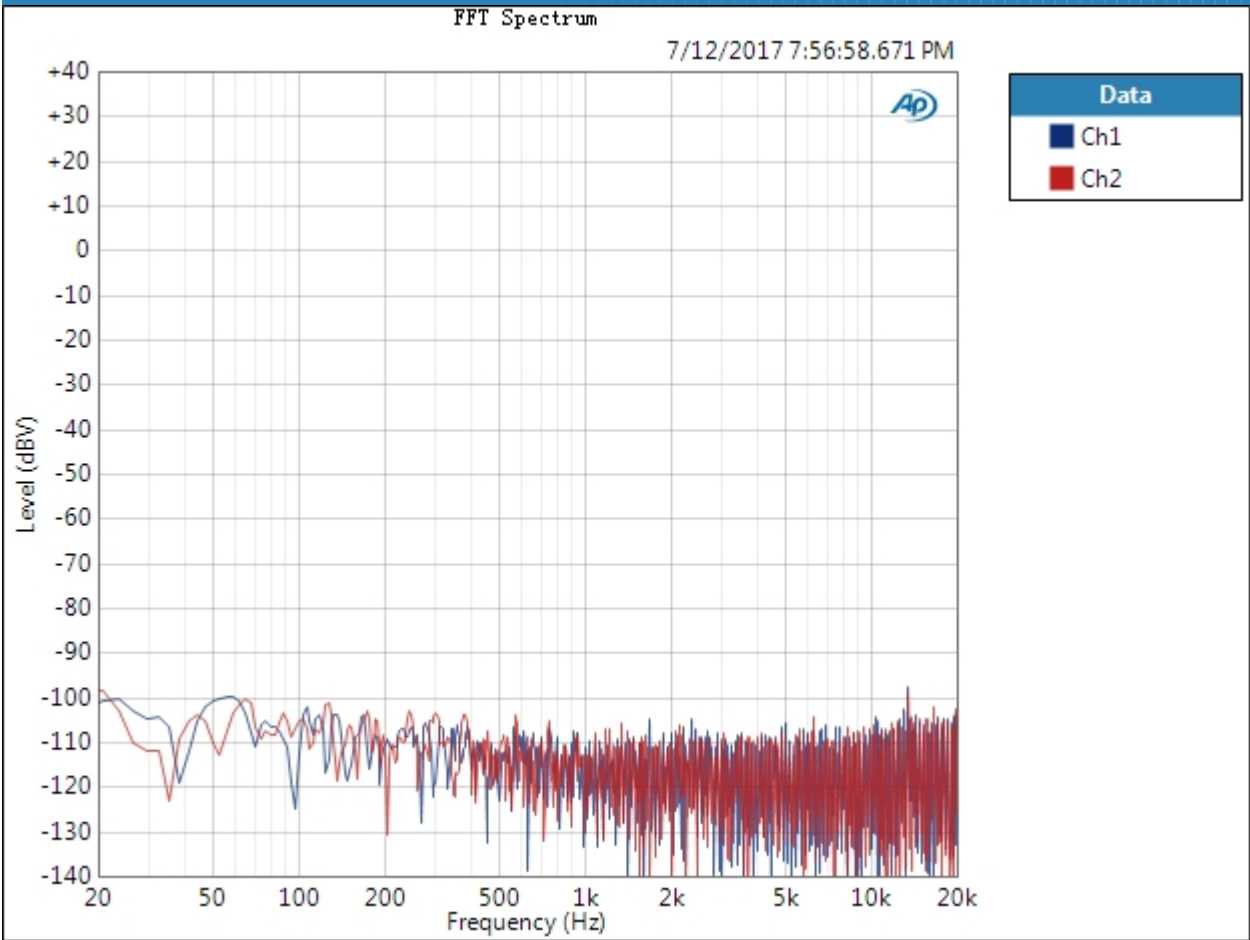
Averaging: Power

Averages: 1

Window: AP-Equiripple

Record Acquisition: False

FFT Spectrum (7/12/2017 7:56:58.671 PM)



Result: PASSED

Sequence Report



Signal Path_2ch_Drive : Frequency Response_20W

Generator Level: 0.950 Vrms

DC Offset: 0.000 V

EQ: None

Start Frequency: 20.0000 Hz

Stop Frequency: 20.0000 kHz

Sweep: 350.0 ms

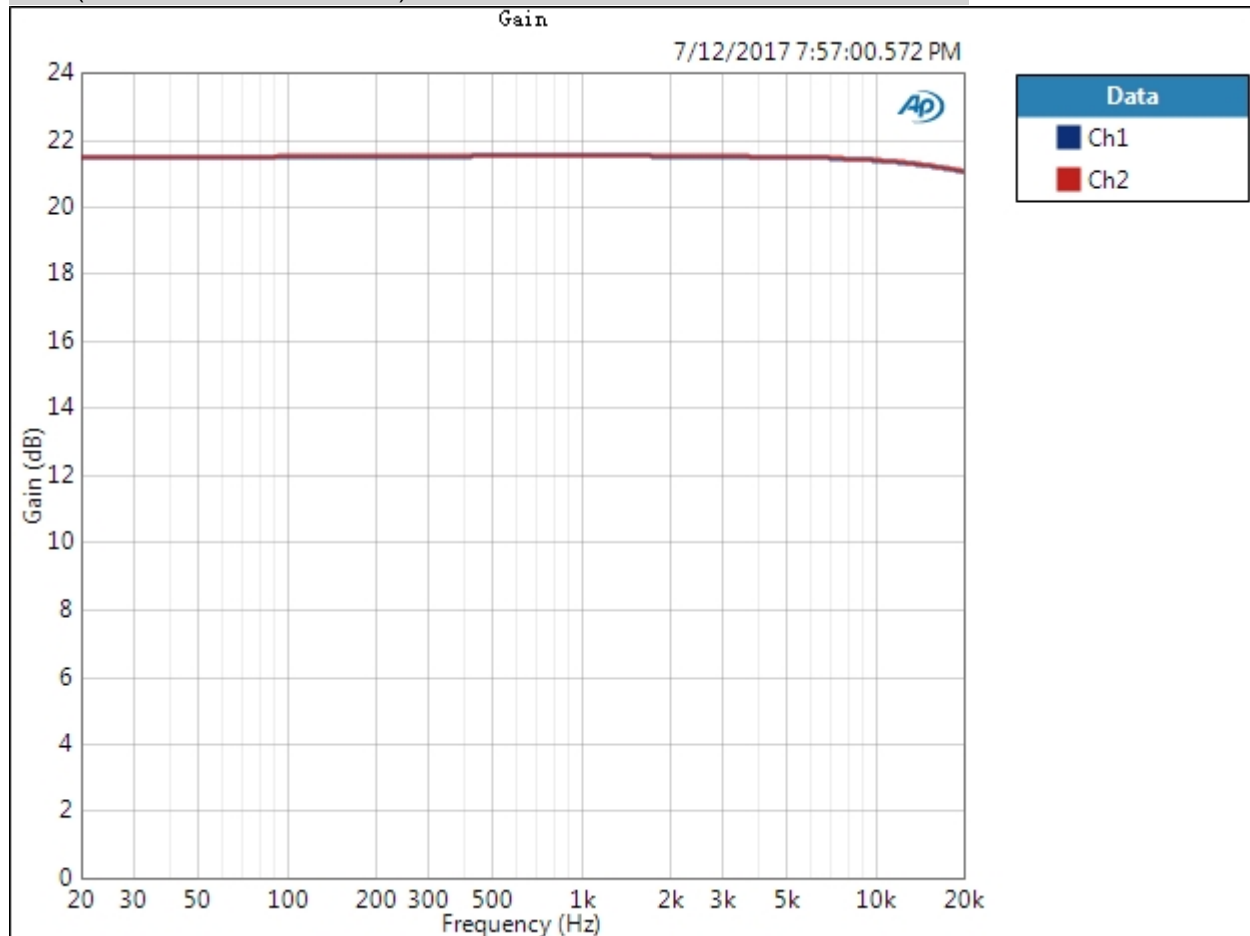
Pre-Sweep: 100.0 ms

Extend Acquisition By: 50.00 ms

Secondary Source: None

Measured 1 7/12/2017 7:57:00 PM

Gain (7/12/2017 7:57:00.572 PM)



Result: PASSED

7/12/2017 7:57 PM

Page 5 of 8

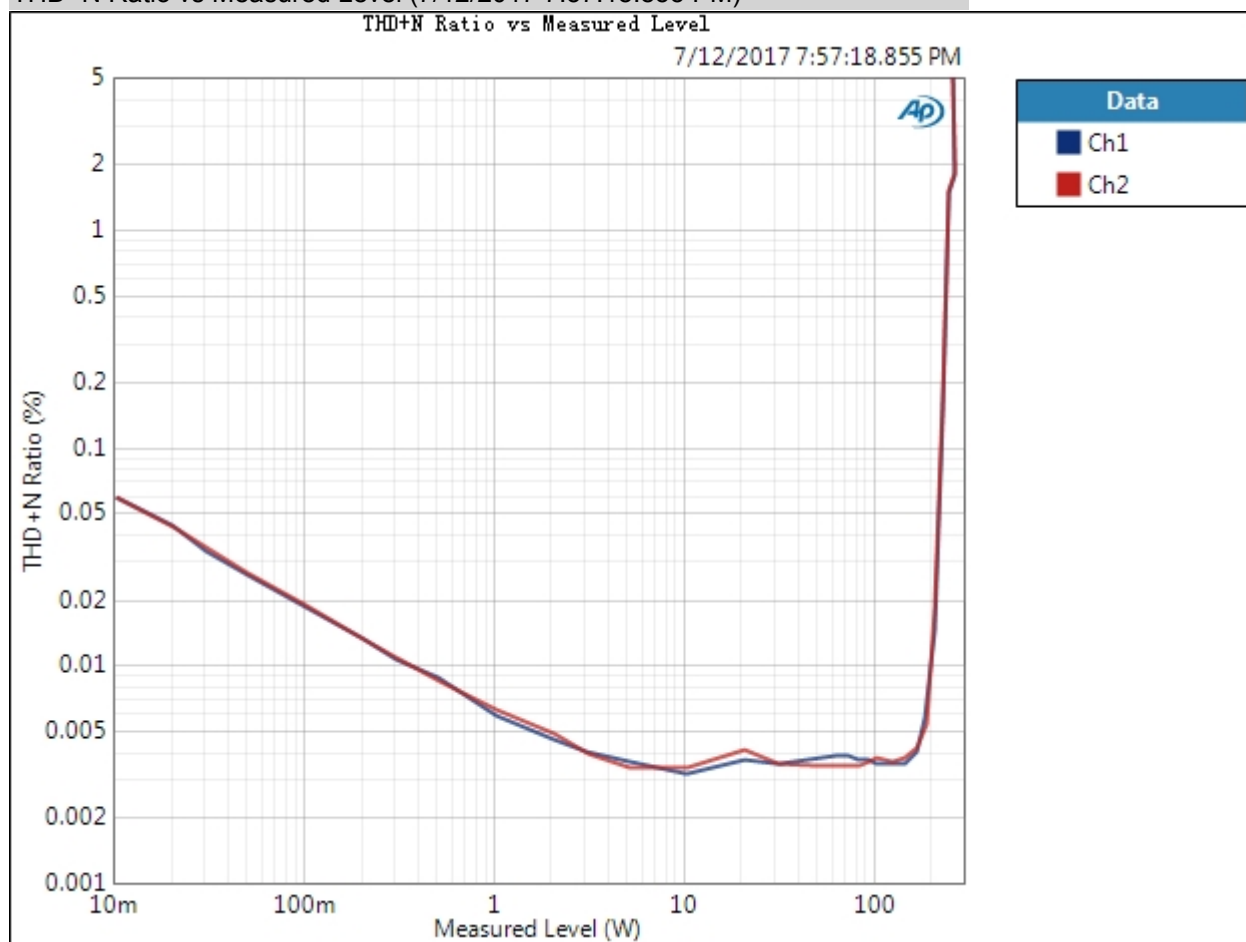
Sequence Report



Signal Path_2ch_Drive : THD+N vs Output Power

Waveform: Sine
Generator Level: 100.0 mVrms
DC Offset: 0.000 V
Frequency: 1.00000 kHz
Step Type: Custom
Offset: 0.000 V
Low-pass Filter: 20 kHz
Weighting Filter: Signal Path
High-pass Filter: 20 Hz
Notch Tuning Mode: Generator Frequency
Measured 1 7/12/2017 7:57:18 PM

THD+N Ratio vs Measured Level (7/12/2017 7:57:18.855 PM)



Sequence Report



Result:  PASSED