

MECHANICAL DATA

Bulb	T-12
Base	B7-12 Medium Shell Octal, 7-Pin or, B7-119, Short Medium Shell Octal, 7-Pin
Outline	(See Drawing)
Basing	7S
Cathode	Coated Unipotential
Mounting Position	Any

ELECTRICAL DATA

HEATER CHARACTERISTICS

Heater Voltage	6.3 Volts
Heater Current	1.25 Amperes
Heater Cathode Voltage	
Heater Negative with Respect to Cathode	180 Volts Max.
Heater Positive with Respect to Cathode	180 Volts Max.

DIRECT INTERELECTRODE CAPACITANCES (Approx.)

Grid No. 1 to Plate	0.66 μf
Input	12.0 μf
Output	7.5 μf

RATINGS (Design Center Values)

Plate Voltage	200 Volts Max.
Plate Dissipation	12.5 Watts Max.
Grid No. 2 Supply Voltage	200 Volts Max.
Grid No. 2 Voltage	See Rating Chart
Grid No. 2 Dissipation	1.75 Watts Max.
Grid No. 1 Circuit Resistance	
Fixed Bias	0.1 Megohm Max.
Cathode Bias	0.5 Megohm Max.

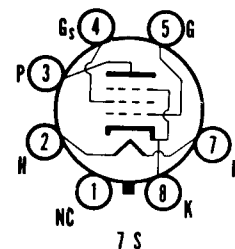
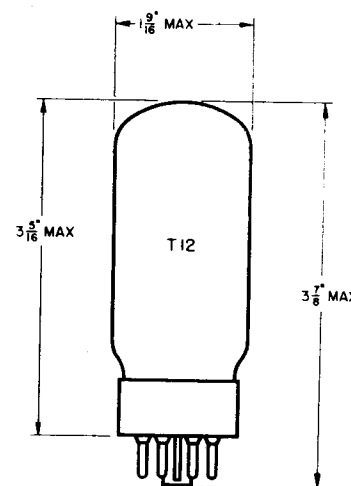
CHARACTERISTICS AND TYPICAL OPERATION (Single Tube)

Class A₁ Amplifier

Plate Voltage	135	200 Volts
Grid No. 2 Voltage	135	135 Volts
Grid No. 1 Voltage	-13.5	-14 Volts
Peak A F Grid No. 1 Voltage	13.5	14 Volts
Zero Signal Plate Current	58	61 Ma
Maximum Signal Plate Current	60	66 Ma
Zero Signal Grid No. 2 Current	3.5	2.2 Ma
Maximum Signal Grid No. 2 Current	11.5	9 Ma
Plate Resistance (approx.)	9,300	18,300 Ohms
Transconductance	7,000	7,100 μmhos
Load Resistance	2,000	2,600 Ohms
Maximum Signal Power Output	3.6	6 Watts
Total Harmonic Distortion (approx.)	10	10 Percent

QUICK REFERENCE DATA

The Sylvania Type 6Y6GA is a beam power amplifier contained in a T-12 envelope. It is intended for operation in medium power audio applications. Except for envelope size the Type 6Y6GA is identical to the Type 6Y6G.



**SYLVANIA ELECTRIC
PRODUCTS INC.**

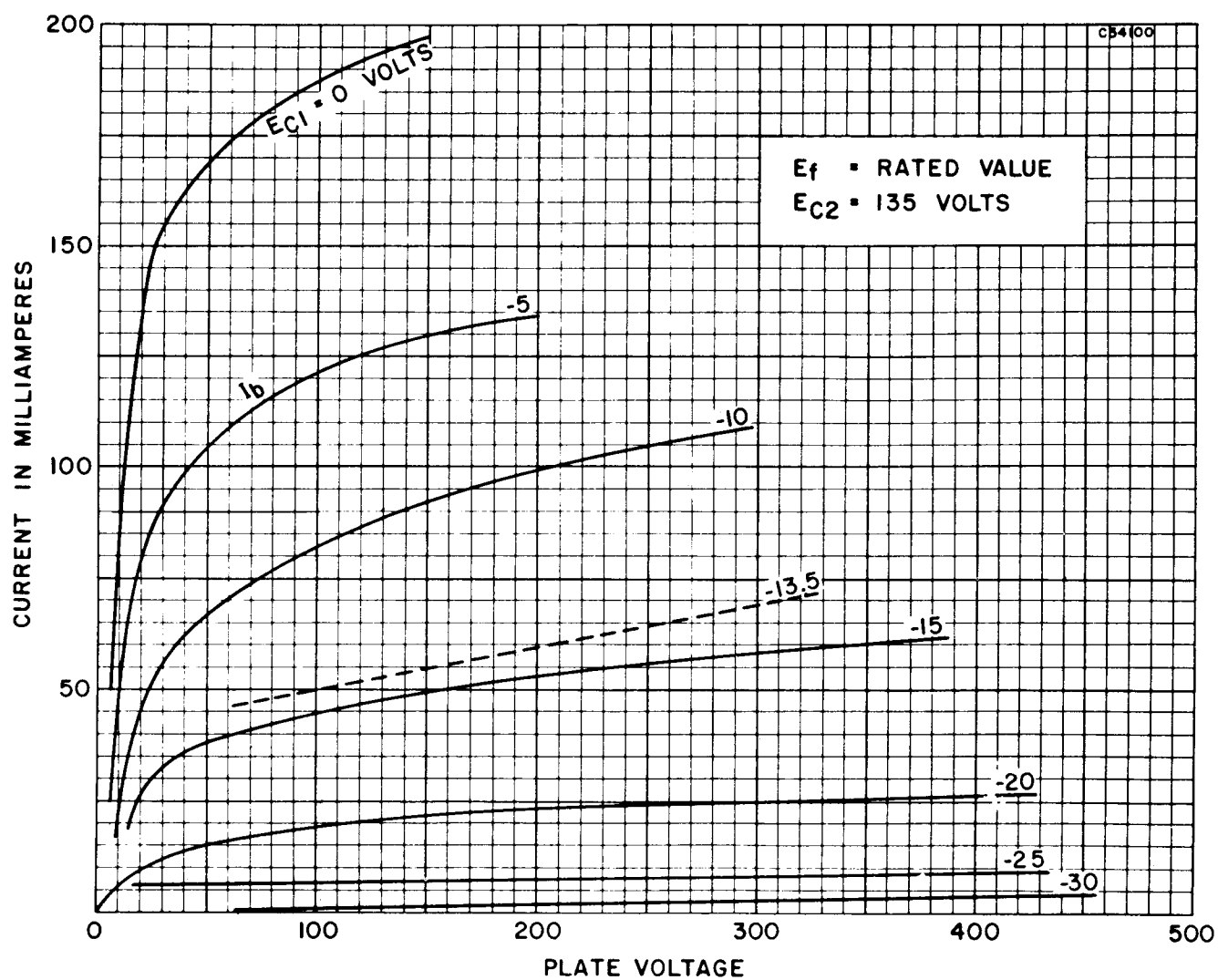
**RADIO TUBE DIVISION
EMPORIUM, PA.**

*Prepared and Released By The
TECHNICAL PUBLICATIONS SECTION
EMPORIUM, PENNSYLVANIA*

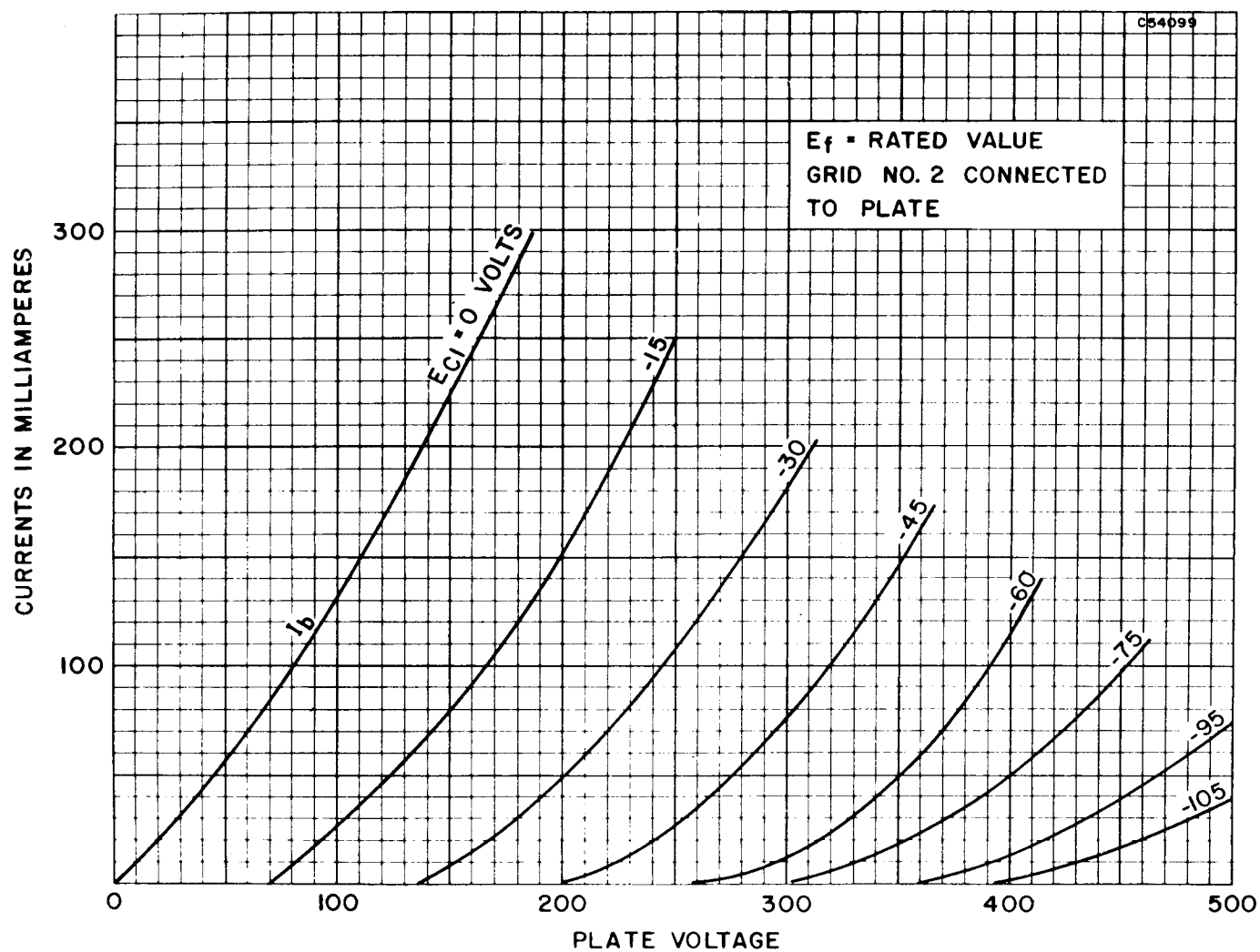
FEBRUARY, 1955

PAGE 1 OF 4

AVERAGE PLATE CHARACTERISTICS



AVERAGE PLATE CHARACTERISTICS
TRIODE CONNECTED



GRID NO. 2 RATING CHART

