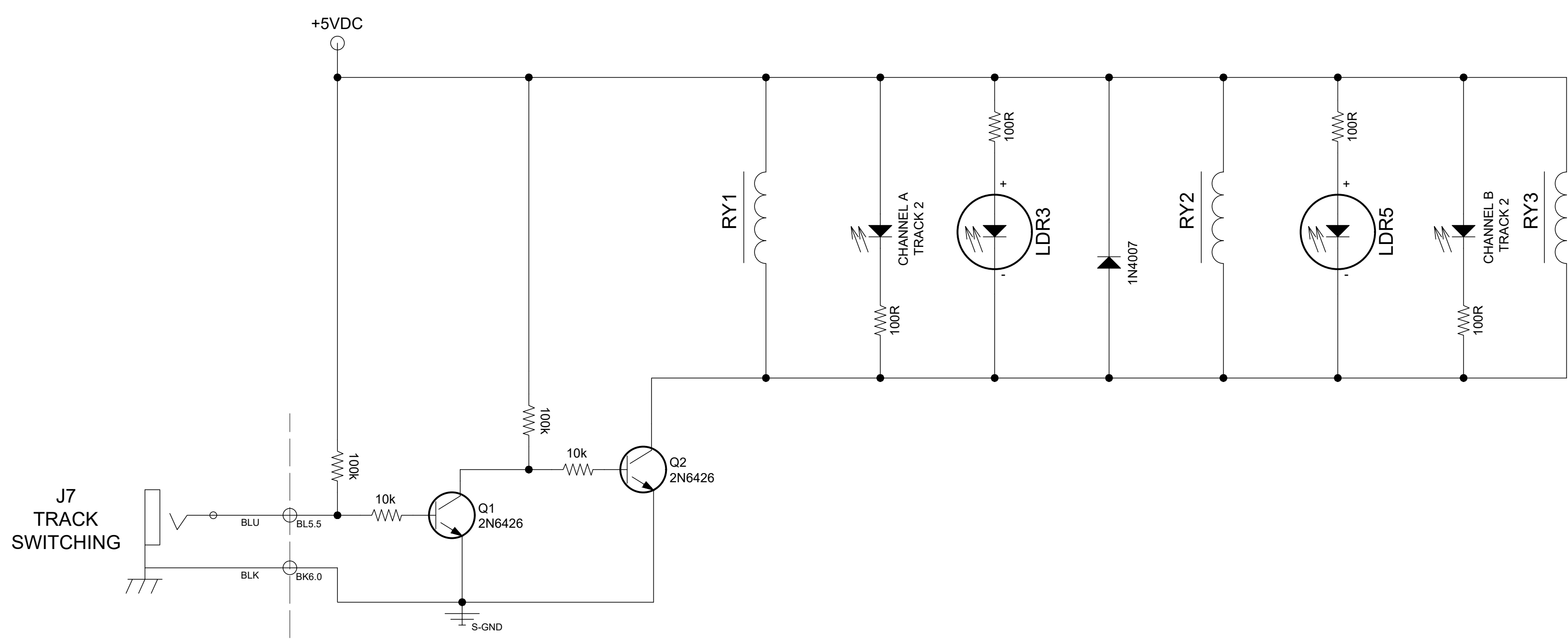
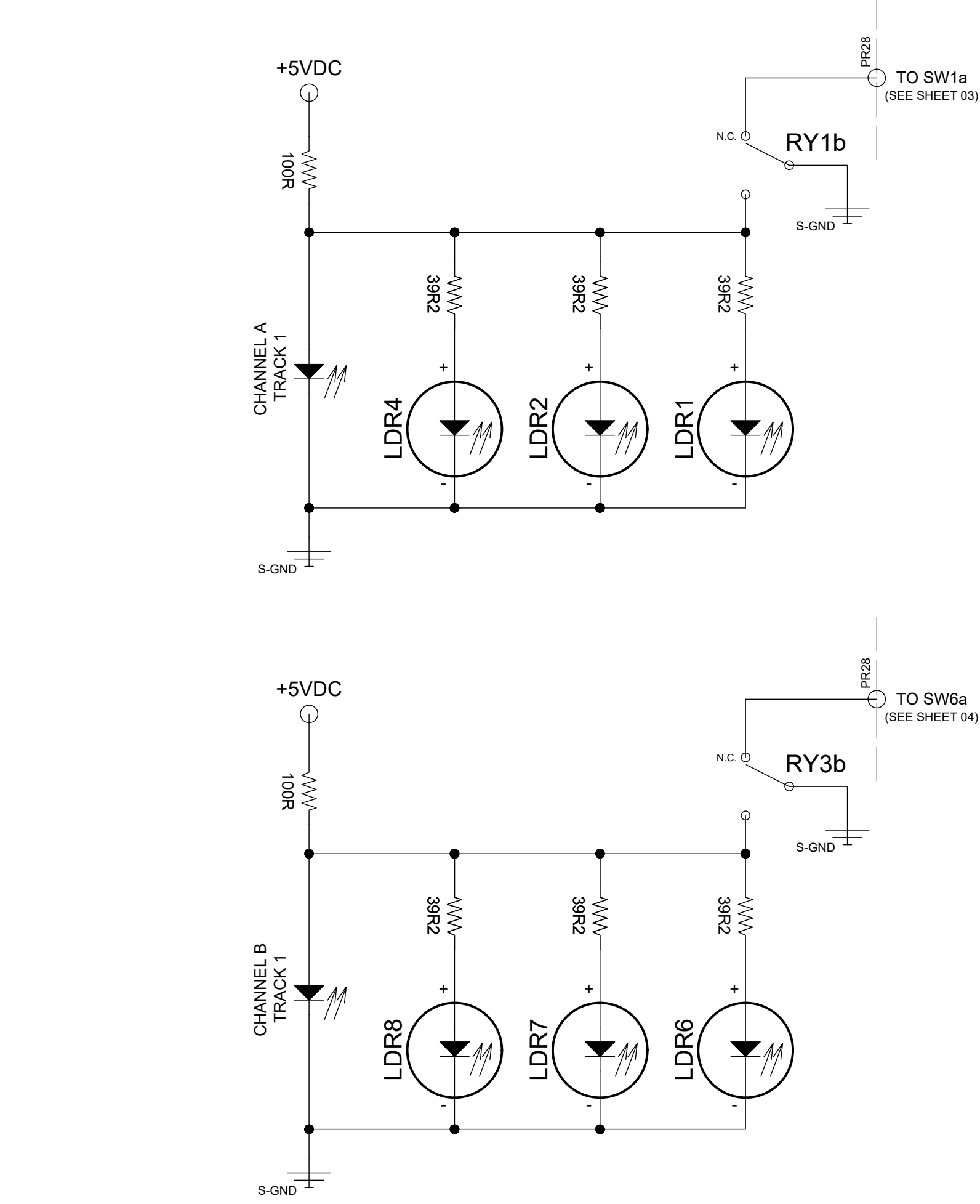
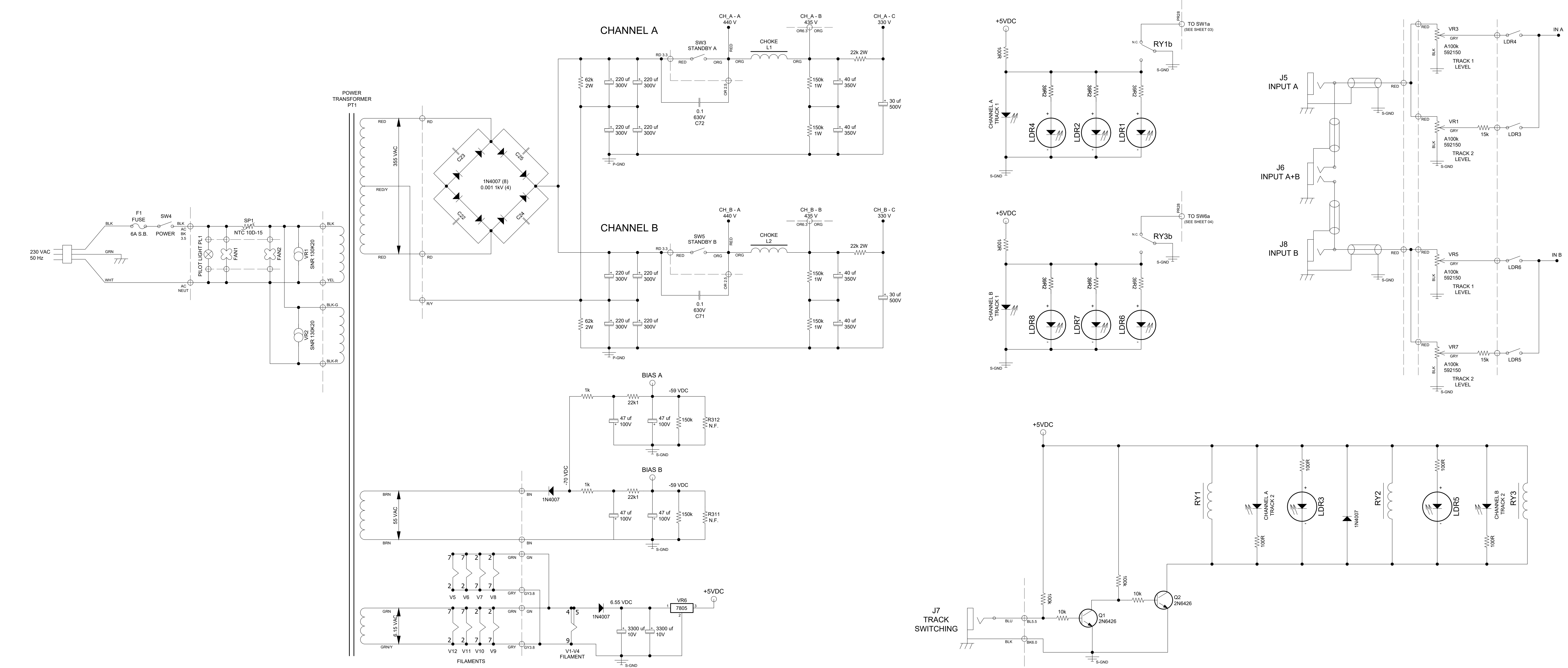


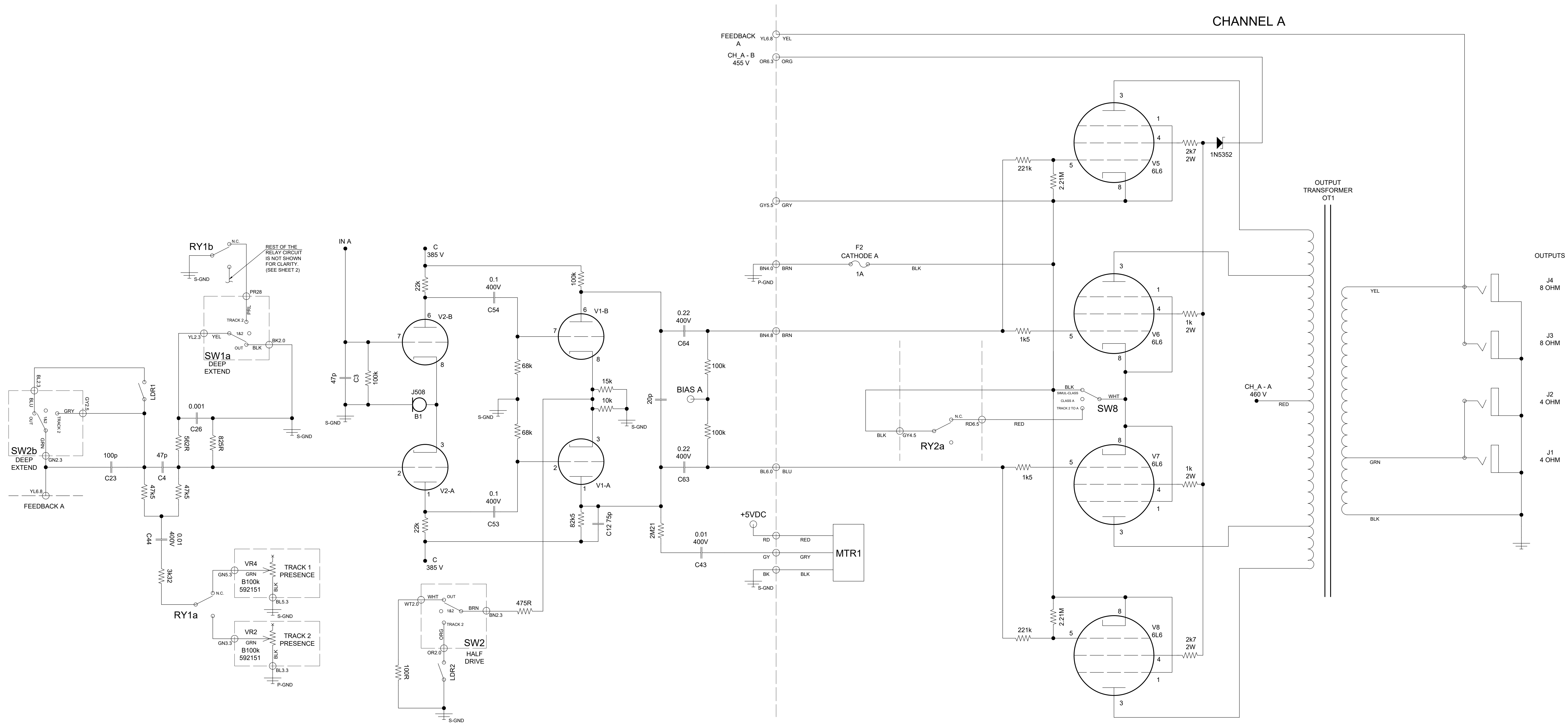
REF.	TYPE	CHANNEL	NOTE
VR1	POTENTIOMETER, A100K	A	TRACK 2 LEVEL
VR2	POTENTIOMETER, B100K	A	TRACK 2 PRESENCE
VR3	POTENTIOMETER, A100K	A	TRACK 1 LEVEL
VR4	POTENTIOMETER, B100K	A	TRACK 1 PRESENCE
VR5	POTENTIOMETER, A100K	B	TRACK 1 LEVEL
VR6	POTENTIOMETER, B100K	B	TRACK 1 PRESENCE
VR7	POTENTIOMETER, A100K	B	TRACK 2 LEVEL
VR8	POTENTIOMETER, B100K	B	TRACK 2 PRESENCE
SW1	DPDT ROCKER SWITCH	A	DEEP EXTEND
SW2	DPDT ROCKER SWITCH	A	HALF DRIVE
SW3	DPDT ROCKER SWITCH	A	STAND-BY
SW4	DPDT ROCKER SWITCH	COMMON	POWER
SW5	DPDT ROCKER SWITCH	B	STAND-BY
SW6	DPDT ROCKER SWITCH	B	DEEP EXTEND
SW7	DPDT ROCKER SWITCH	B	HALF DRIVE
SW8	DPDT ROCKER SWITCH	A	CLASS SWITCHING
SW9	DPDT ROCKER SWITCH	B	CLASS SWITCHING
LED1	3MM LED, RED	A	TRACK 2
LED2	3MM LED, RED	A	TRACK 1
LED3	3MM LED, RED	B	TRACK 1
LED4	3MM LED, RED	B	TRACK 2
LP1	PILOT LIGHT	COMMON	
F1	AC MAINS FUSE	COMMON	'6 A', SLO-BLO
F2	CATHODE A FUSE	A	'1 A'
F3	CATHODE B FUSE	B	'1 A'
MTR1	LED LEVEL METER PCB	A	
MTR2	LED LEVEL METER PCB	B	
J1	1/4" MONO JACK	A	OUTPUT 4 OHM
J2	1/4" MONO JACK	A	OUTPUT 4 OHM
J3	1/4" MONO JACK	A	OUTPUT 8 OHM
J4	1/4" MONO JACK	A	OUTPUT 8 OHM
J5	1/4" MONO JACK	A	INPUT A
J6	1/4" MONO JACK, 2 TIPS	COMMON	INPUT A+B
J7	1/4" MONO JACK	COMMON	TRACK SWITCHING
J8	1/4" MONO JACK	B	INPUT B
J9	1/4" MONO JACK	B	OUTPUT 8 OHM
J10	1/4" MONO JACK	B	OUTPUT 8 OHM
J11	1/4" MONO JACK	B	OUTPUT 4 OHM
J12	1/4" MONO JACK	B	OUTPUT 4 OHM
FAN1	FAN, 120VAC	A	
FAN2	FAN, 120VAC	B	
PT	POWER TRANSFORMER	COMMON	
L1	POWER CHOCK	A	
L2	POWER CHOCK	B	
OT1	OUTPUT TRANSFORMER	A	
OT2	OUTPUT TRANSFORMER	B	
V1	12AX7 PREAMP TUBE	A	CHANNEL A PH-INV.
V2	12AX7 PREAMP TUBE	A	CHANNEL A INPUT
V3	12AX7 PREAMP TUBE	B	CHANNEL B INPUT
V4	12AX7 PREAMP TUBE	B	CHANNEL B PH-INV.
V5	6L6 POWERAMP TUBE	A	OUTER PAIR
V6	6L6 POWERAMP TUBE	A	INNER PAIR
V7	6L6 POWERAMP TUBE	A	INNER PAIR
V8	6L6 POWERAMP TUBE	A	OUTER PAIR
V9	6L6 POWERAMP TUBE	B	OUTER PAIR
V10	6L6 POWERAMP TUBE	B	INNER PAIR
V11	6L6 POWERAMP TUBE	B	INNER PAIR
V12	6L6 POWERAMP TUBE	B	OUTER PAIR

- NOTES.
- RY1 THRU RY3 ARE TAKAMISAWA RY6WZ-K MINIATURE SIGNAL RELAYS.
 - LDR1 THRU LDR8 ARE VECTEC VACTROL VTL5C1 OPTO-COUPPLERS.
 - LED1 THRU LED4 ARE 3MM RED LEDS.
 - ALL RESISTORS ARE METAL FILM, 0.5W, 1%, UNLESS STATED OTHERWISE.
 - ALL CAPACITORS WITH VALUE OF 0.001uF AND LESS ARE CERAMIC, 1kV, UNLESS STATED OTHERWISE.
 - CAPACITANCE ARE IN uF, UNLESS STATED OTHERWISE.
 - ALL RESISTORS WITH POWER RATING OF 1W AND HIGHER ARE ALLEN-BRADLEY CARBON COMPOSITE RESISTORS.

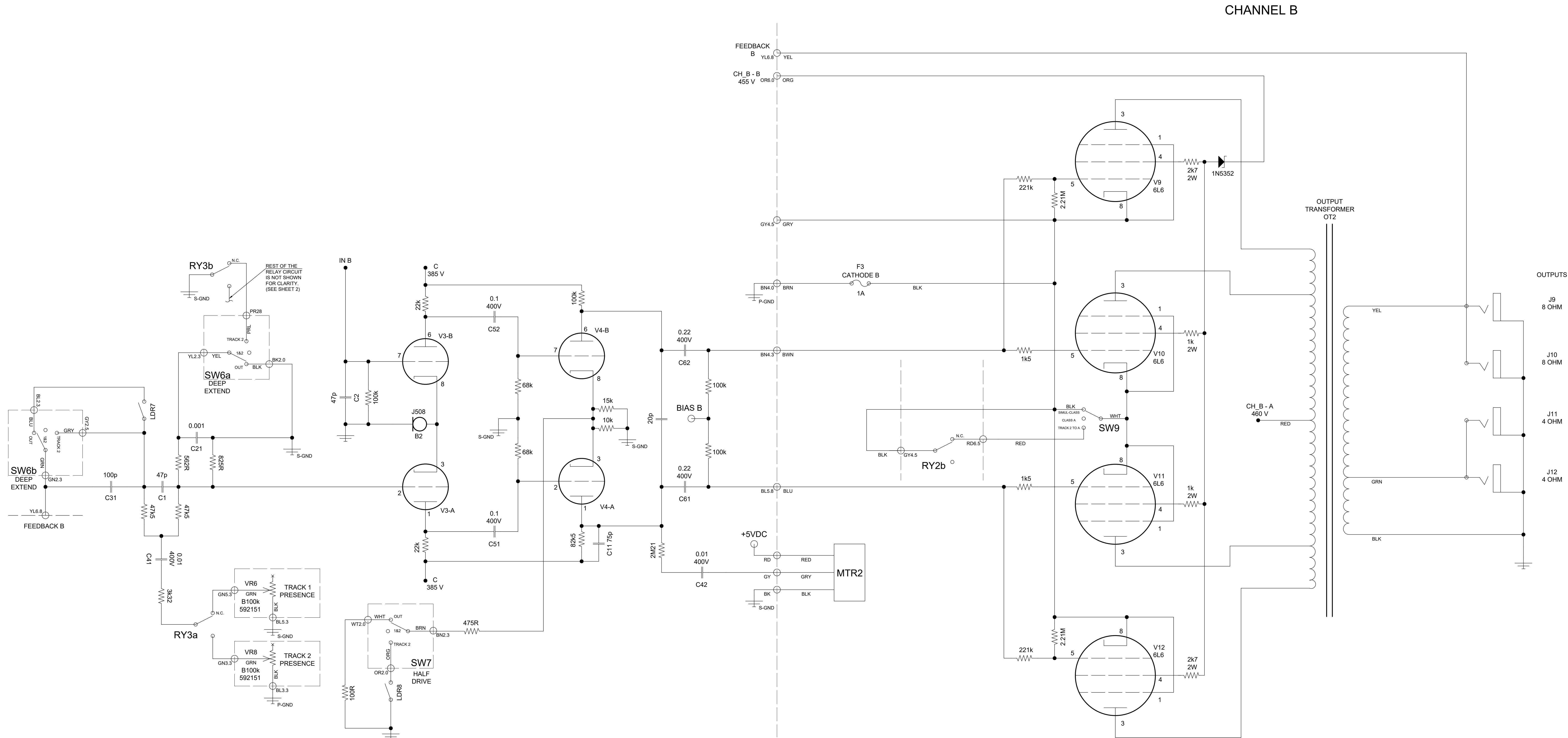
SIGNATURES	DATE	
DR PHIL SMITH		
DSGN MESA ENGR		MESA/BOOGIE 395 STEREO POWER AMPLIFIER
QC		
APP		GENERAL INFORMATION
AUTH MESA ENGR		SIZE A2x4 DRAWING NUMBER MB-395-CD
	SCALE	VOL SHEET 1 OF 4



SIGNATURES		DATE			
DR	PHIL SMITH				
DSGN	MESA ENGR.		MESA/BOOGIE 395		
QC			STEREO POWER AMPLIFIER		
APP			POWER SUPPLY, INPUT JACKS, SWITCHING		
AUTH	MESA ENGR.		SIZE	DRAWING NUMBER	
			A2x3	MB-395-CD	
			SCALE	VOL.	SHEET 2 OF 4



SIGNATURES		DATE			
DR	PHIL SMITH				
DSGN	MESA ENGR.		MESA/BOOGIE 395		
QC			STEREO POWER AMPLIFIER		
APP			CHANNEL A		
AUTH	MESA ENGR.		SIZE A2x3	DRAWING NUMBER MB-395-CD	
		SCALE	VOL.	SHEET 3 OF 4	



SIGNATURES		DATE			
DR	PHIL SMITH				
DSGN	MESA ENGR.			MESA/BOOGIE 395	
QC				STEREO POWER AMPLIFIER	
APP				CHANNEL B	
AUTH	MESA ENGR.			SIZE	DRAWING NUMBER
				A2x3	MB-395-CD
				SCALE	VOL.
					SHEET 4 OF 4