


[illegible]

1



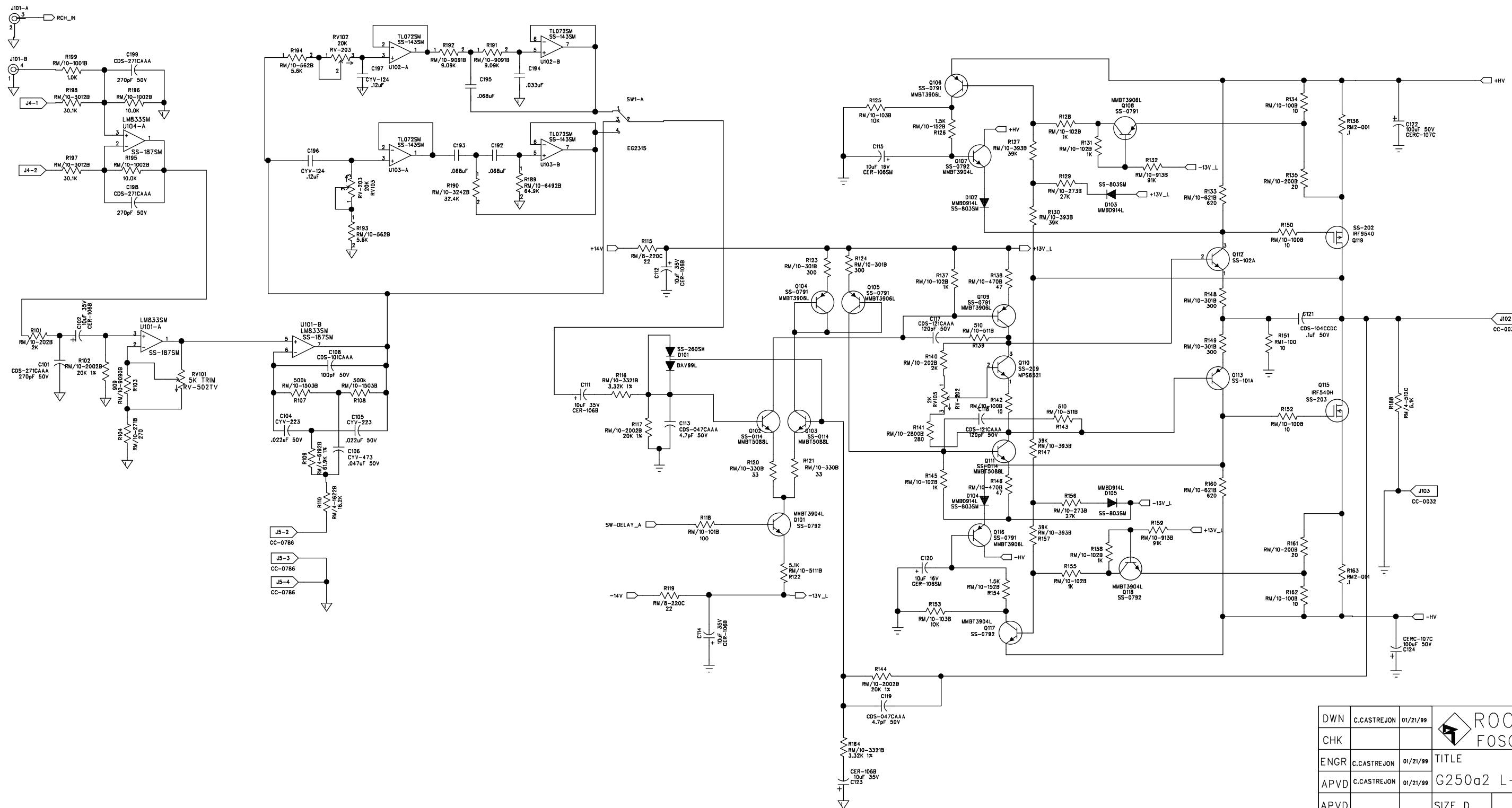
REVISION		
DSGN ENGR	C.CASTREJON	01/21/99
PROD ENGR		
QA ENGR		
COMMENTS		


DRAWING TITLE:			
G250a2 POWER SUPPLY			
SIZE B	FILE NAME:	DWG/PART NO:	REV c
SCALE:	DO NOT SCALE DRAWING	SHEET 1	OF 3

12			13		14	
Z	SYM	DA	REVISION RECORD		AUTHORITY	CHECK
			RELEASED			

NOTES: UNLESS SPECIFIED OTHERWISE

1. ALL RESISTORS IN OHMS
2. ALL CAPACITORS IN MICROFARADS
3. COMMON PARTS DESIGNATORS 1 TO 99
4. LEFT CHANNEL DESIGNATORS 101 TO 199
5. RIGHT CHANNEL 201 TO 299



DWN	C.CASTREJON	01/21/99	 <div> <div>ROCKFORD</div> <div>FOSGATE</div> <div>CORPORATION</div> <div>DIVISION</div> </div>			TEMPE AZ
CHK			TITLE			
ENGR	C.CASTREJON	01/21/99	G250a2 L-CHANNEL			
APVD	C.CASTREJON	01/21/99				
APVD			SIZE D		SHEET 2 OF 3	
MATL/FS			FILE NAME	PART NO.	REV c	

REV A

FILE NAME

PART NO.

