

Technical drawing of a mechanical assembly, likely a bracket or support structure, showing dimensions in inches and degrees. The drawing includes a top view and a side view.

Top View Dimensions:

- Overall width: $24\text{--}23/32''$
- Overall height: $34\text{--}7/32''$
- Left side dimensions (from top): $23/32''$ (TYP), $19\text{--}13/16''$, $16\text{--}5/32''$, $2\text{--}21/32''$, $3\text{--}9/8''$
- Top edge dimensions (from left): $6\text{--}7/16''$, $15\text{--}1/32''$
- Internal dimensions and angles:
 - 42.15° (bottom left corner)
 - $4^\circ 06'$ (top left corner)
 - $7\text{--}1/8''$, $6\text{--}23/32''$, $7\text{--}5/8''$, $3\text{--}9/8''$
 - $4\text{--}1/4''$, $2\text{--}1/32''$, $2\text{--}1/4''$, $4\text{--}9/16''$, $3\text{--}9/8''$
 - $3\text{--}9/16''$, $6\text{--}31/32''$, $5\text{--}11/32''$, $6\text{--}3/32''$, $12\text{--}5/32''$, $5\text{--}21/32''$
 - 83.08° (top right corner)
 - 10.90° (bottom right corner)

Side View Dimensions:

- Overall width: $24\text{--}23/32''$
- Overall height: $34\text{--}7/32''$
- Left side dimensions (from top): $23/32''$ (TYP), $19\text{--}13/16''$, $16\text{--}5/32''$, $2\text{--}21/32''$, $3\text{--}9/8''$
- Top edge dimensions (from left): $6\text{--}7/16''$, $15\text{--}1/32''$
- Internal dimensions and angles:
 - 45° (bottom left corner)
 - 45° (top right corner)
 - $8\text{--}25/32''$, $9\text{--}1/4''$
 - $5\text{--}9/32''$ (bottom right corner)

Technical drawing of a mechanical part, likely a bracket or support structure, showing dimensions in inches. The drawing includes a top view and a side view.

Top View Dimensions:

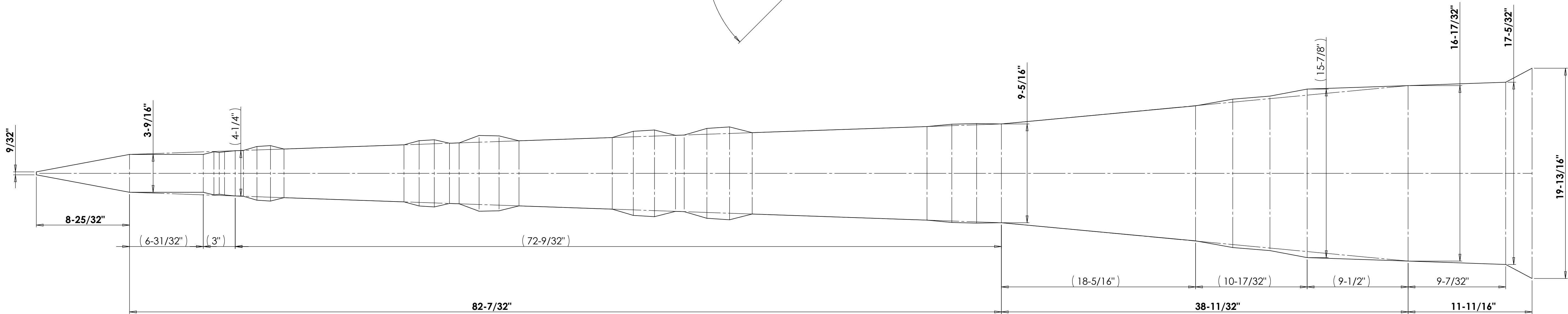
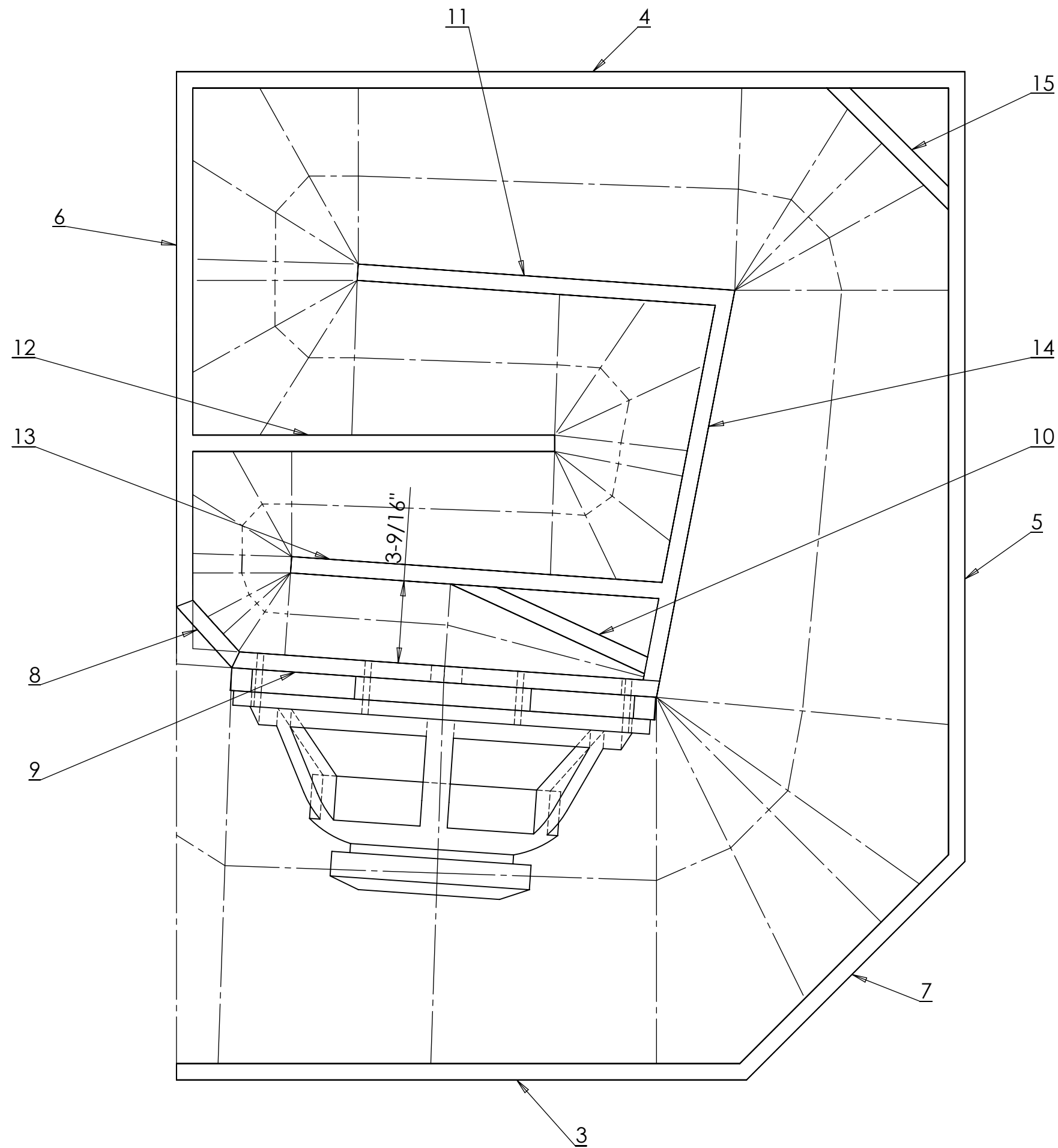
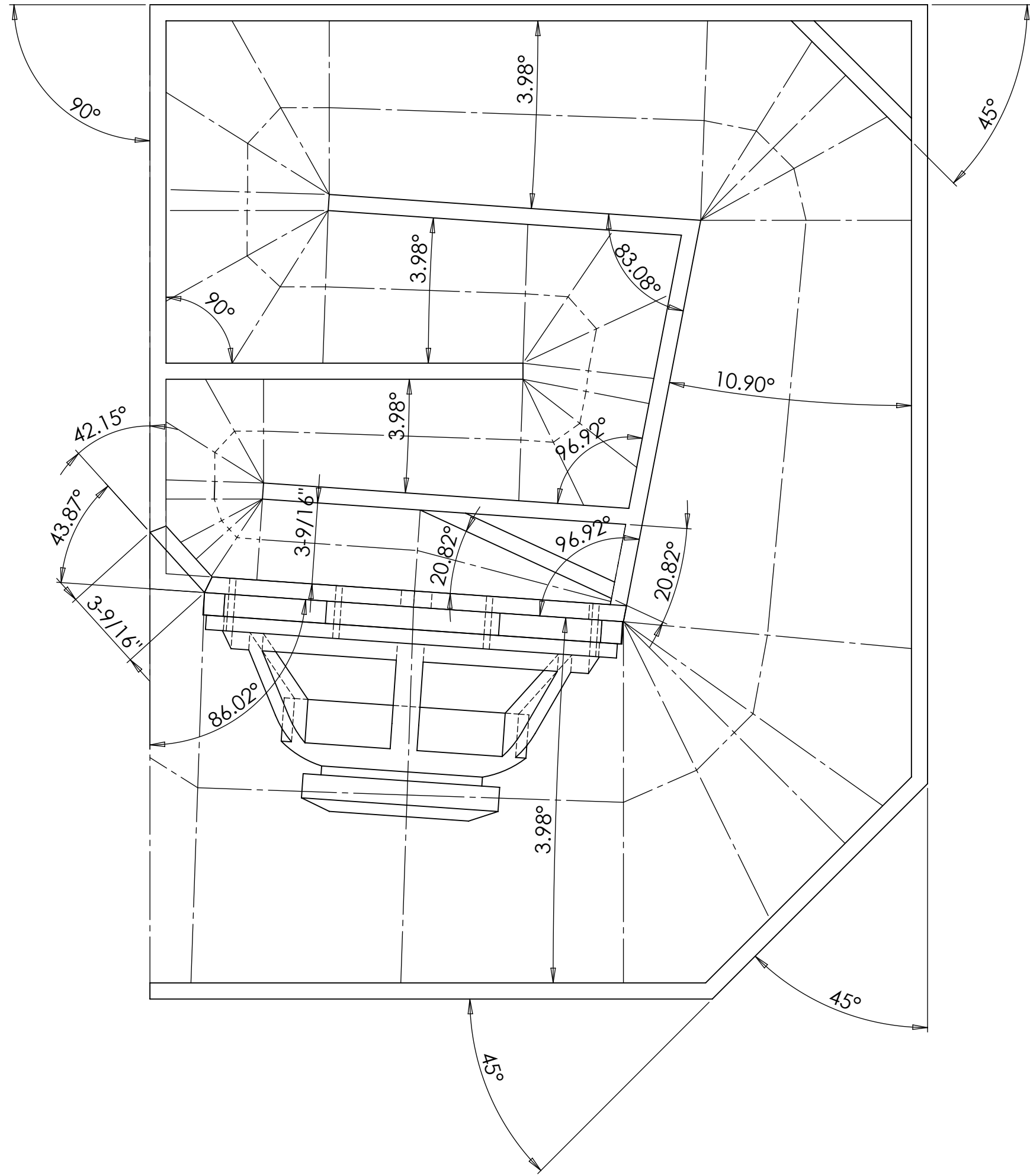
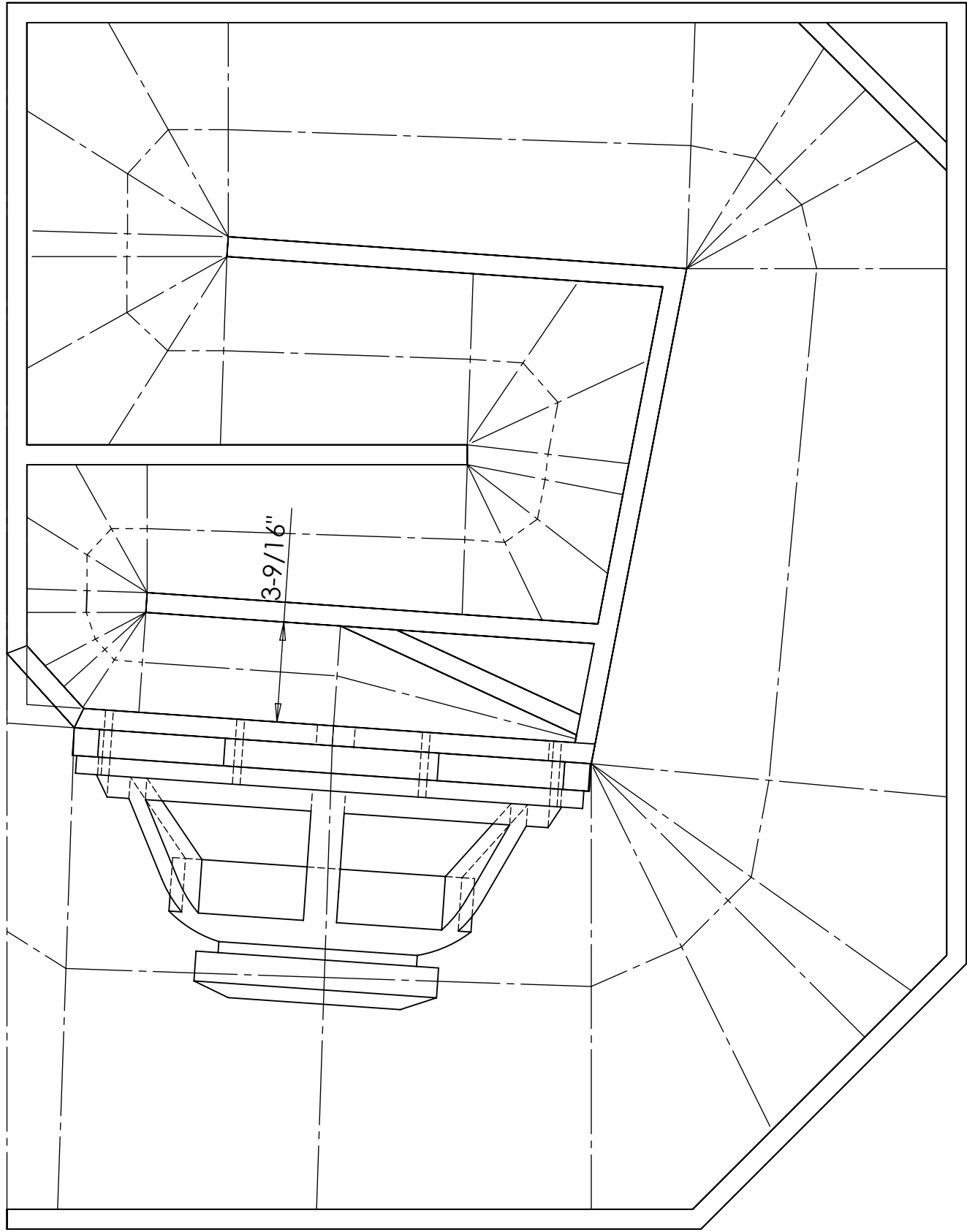
- Overall width: $43\text{--}11/16''$
- Overall height: $34\text{--}7/32''$
- Top edge dimensions (from left to right):
 - $25\text{--}27/32''$
 - $23\text{--}3/16''$
 - $21\text{--}1/32''$
 - $15\text{--}3/4''$
 - $8\text{--}11/32''$
 - $23/32''$
- Right edge dimensions (from top to bottom):
 - $6''$
 - $9\text{--}15/32''$
 - $22\text{--}1/8''$
 - $27\text{--}1/8''$
- Internal dimensions (from left to right):
 - $2\text{--}13/32''$
 - $11\text{--}7/8''$
 - $24\text{--}23/32''$
 - $34\text{--}3/16''$
- Internal dimensions (from top to bottom):
 - $28\text{--}3/16''$
 - $24\text{--}7/32''$
 - $20\text{--}13/16''$
 - $16\text{--}13/32''$
 - $7\text{--}27/32''$
 - $4\text{--}15/16''$

Side View Dimensions:

- Overall height: $27\text{--}1/8''$
- Overall width: $34\text{--}3/16''$
- Internal dimensions (from left to right):
 - $2\text{--}13/32''$
 - $11\text{--}7/8''$
 - $24\text{--}23/32''$
 - $34\text{--}3/16''$

[illegible]

SCALE:
1:5 (A1)



XOC 1
DIY AUDIO

CLIENT:

PROJECT:

TITLE:
HORN LENGTH DETAIL

DRAWN BY:

DATE:

DRG No:

SCALE:
1: 5 (A1)