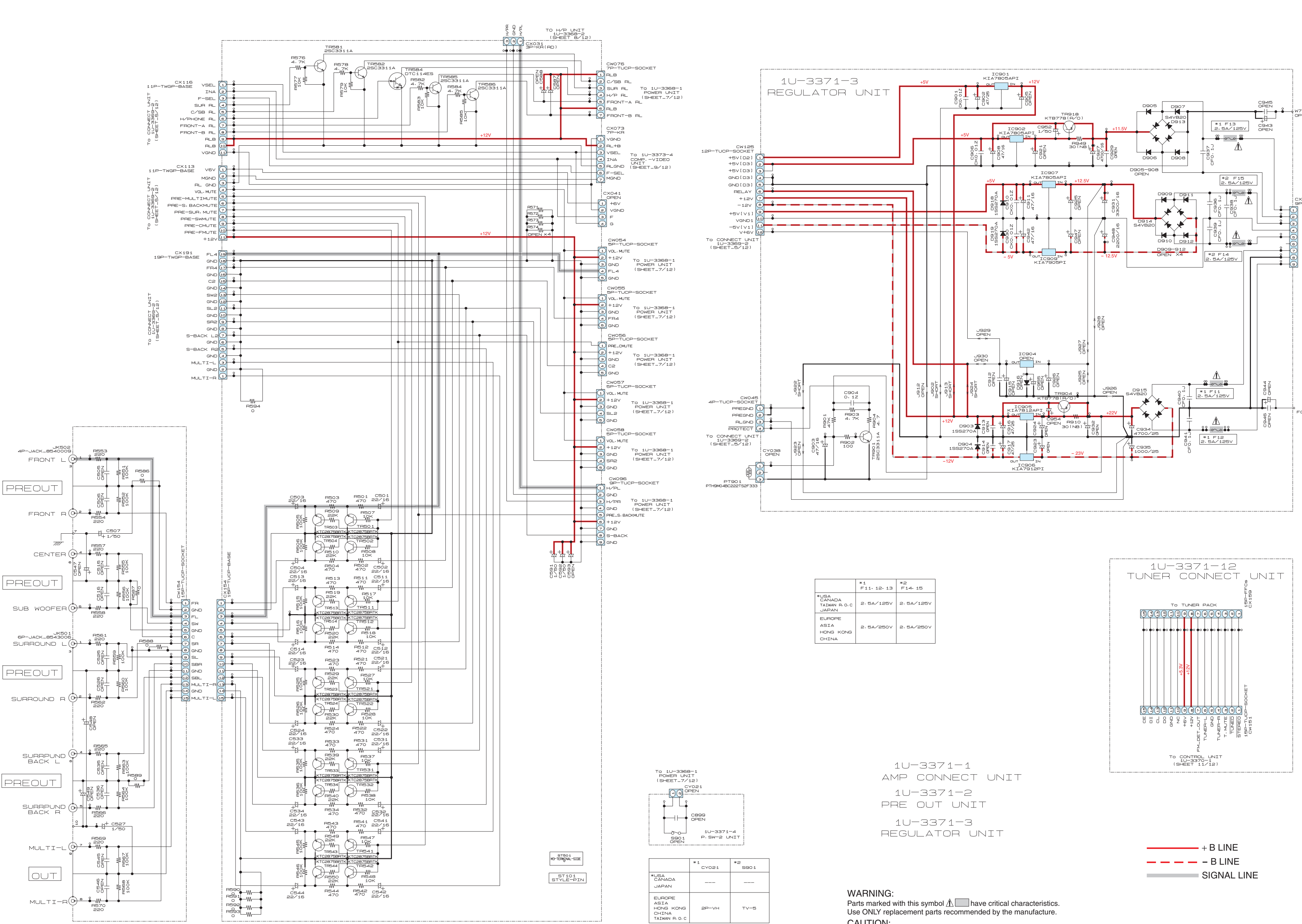


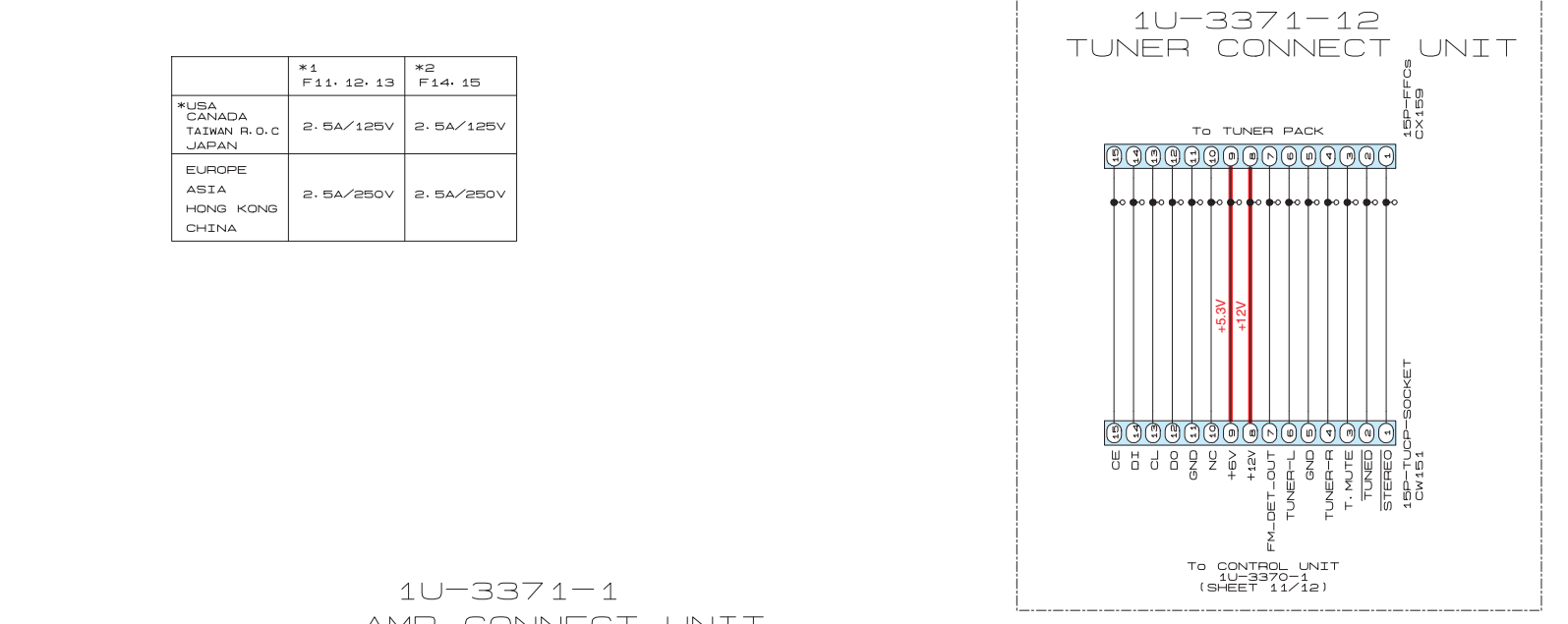
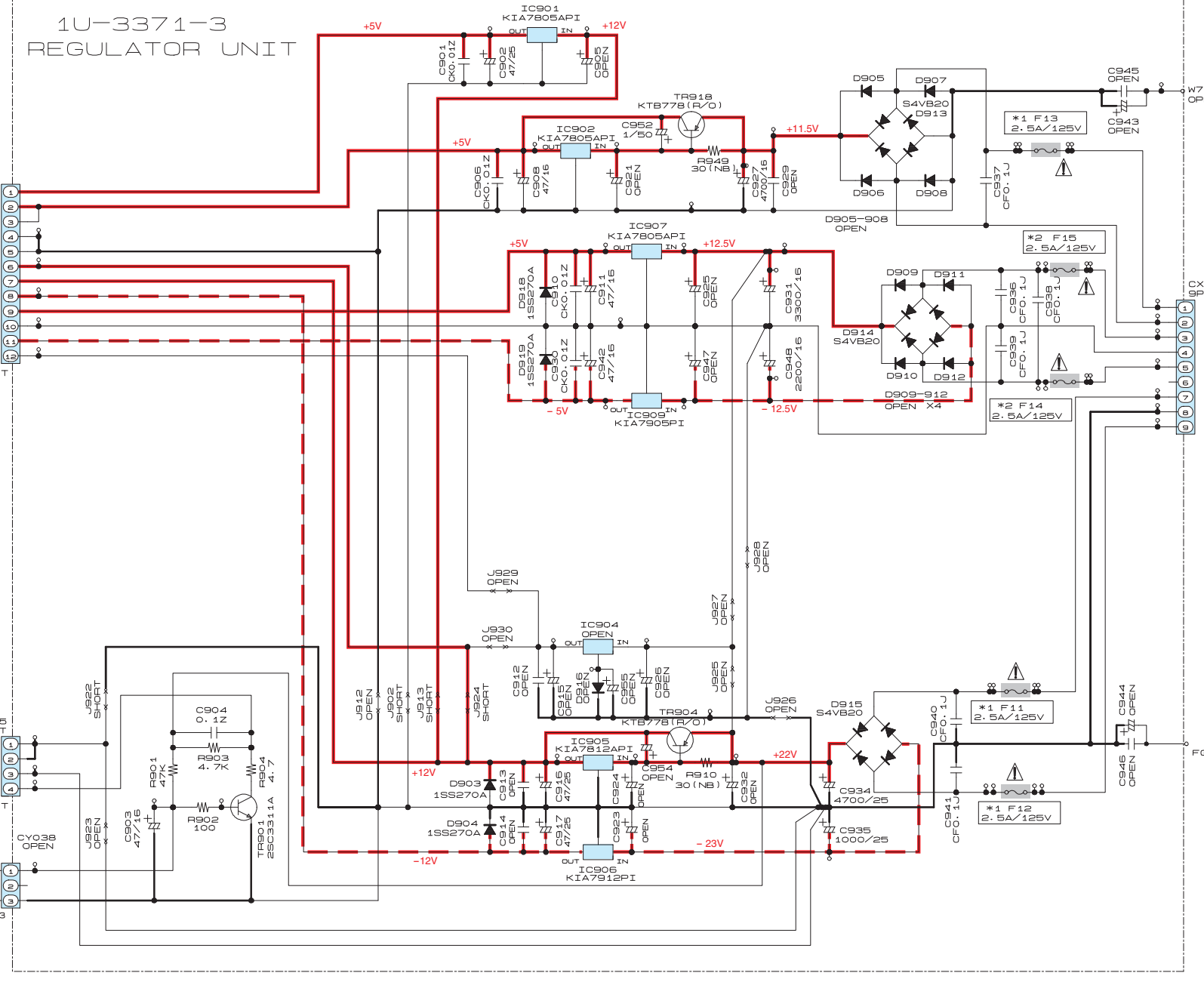
SCHEMATIC DIAGRAMS (6/12)

1 2 3 4 5 6 7 8 9 10 11



1U-3371-2
PRE OUT UNIT

1U-3371-1
AMP CONNECT UNIT



	*1 F11: 12, 13	*2 F14: 15
USA	2.5A/125V	2.5A/125V
CANADA		
TAIWAN R.O.C		
JAPAN		
EUROPE	2.5A/250V	2.5A/250V
ASIA		
HONG KONG		
CHINA		

- 1U-3371-1
AMP CONNECT UNIT
- 1U-3371-2
PRE OUT UNIT
- 1U-3371-3
REGULATOR UNIT

— + B LINE
- - - B LINE
— SIGNAL LINE

NOTICE
ALL RESISTANCE VALUES IN OHM. k=1,000 OHM M=1,000,000 OHM
ALL CAPACITANCE VALUES IN MICRO FARAD. P=MICRO-MICRO FARAD
EACH VOLTAGE AND CURRENT ARE MEASURED AT NO SIGNAL INPUT
CONDITION.
CIRCUIT AND PARTS ARE SUBJECT TO CHANGE WITHOUT PRIOR
NOTICE.

WARNING:
Parts marked with this symbol (▲) have critical characteristics.
Use ONLY replacement parts recommended by the manufacture.
CAUTION:
Before returning the unit to the customer, make sure you make either (1) a
leakage current check or (2) a line to chassis resistance check. If the leakage
current exceeds 0.5 millamps, or if the resistance from chassis to either side
of the power card is less than 460kohms, the unit is defective.
WARNING:
DO NOT return the unit to the customer until the problem is located and
corrected.

SCHEMATIC DIAGRAMS (6/12)
1U-3371-1 AMP CONNECT UNIT
1U-3371-2 PRE OUT UNIT
1U-3371-3 REGULATOR UNIT

A
B
C
D
E
F
G
H