

# Super Tweeter

OWNER'S MANUAL — Please read before using this equipment.

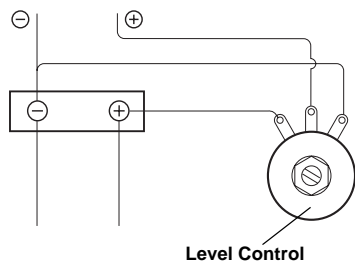
Your RadioShack Super Tweeter is designed for smooth and clean high-frequency response. The horn incorporates the latest innovations in acoustic research to ensure superior sound dispersion and efficient operation. You can build the Super Tweeter into a custom-made speaker enclosure, or simply mount it outside an existing speaker by using the Super Tweeter case.

The built-in crossover network provides a 12dB/octave attenuation below 5kHz. This makes it ideal as the high frequency element in a three-way system, or as a high frequency booster you can add to any speaker. To balance the tweeter output with the output from the rest of the speaker system, you should connect a level control as described in "Installation."

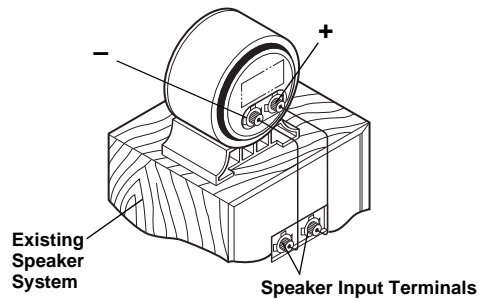
## INSTALLATION

### Mounting Outside an Enclosure

If you are using the tweeter with a normal or low-efficiency speaker system, you should add a level control (not supplied, available at your local RadioShack store). Make the connection as shown.



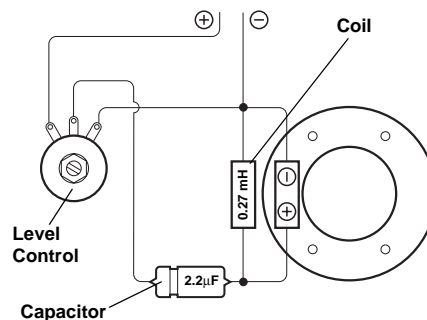
Or, with high-efficiency speaker designs, you do not need the level control. Connect the tweeter as shown.



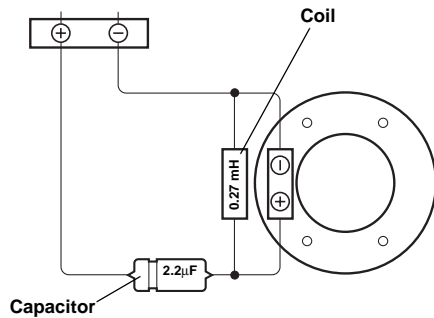
After you connect the tweeter, place it on top of the speaker enclosure. Listen with the tweeter placed at different locations on top of the enclosure to determine which position is best for your room's individual acoustics. Try positioning the tweeter as far forward as possible, midway back, and all the way back to get the desired sound.

### Mounting Inside an Enclosure

Remove the tweeter from its case, taking care to keep the crossover network (the capacitor and the coil) intact as you remove it. For normal and low efficiency speaker designs, install a level control.



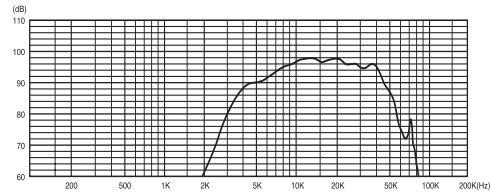
Or, with high-efficiency speaker designs, you do not need the level control. Connect the tweeter as shown.



**Caution:** Leave the crossover network (the capacitor and the coil) connected as shown to prevent low-frequency damage to the tweeter.

Mount the tweeter in the enclosure, making sure the front edge of the horn is flush with the mounting surface.

## FREQUENCY RESPONSE CURVE



## SPECIFICATIONS

Magnet Weight .....	2.85 oz (81 g)
Speaker Weight .....	14.46 oz (410 g)
Power Handling Capacity .....	50W RMS 100W maximum music power
Frequency Response .....	5 kHz to 40 kHz
Impedance .....	8 ohms

### Limited Ninety-Day Warranty

This product is warranted by RadioShack against manufacturing defects in material and workmanship under normal use for ninety (90) days from the date of purchase from RadioShack company-owned stores and authorized RadioShack franchisees and dealers. EXCEPT AS PROVIDED HEREIN, RadioShack MAKES NO EXPRESS WARRANTIES AND ANY IMPLIED WARRANTIES, INCLUDING THOSE OF MERCHANTABILITY AND FITNESS FOR A PARTICULAR PURPOSE, ARE LIMITED IN DURATION TO THE DURATION OF THE WRITTEN LIMITED WARRANTIES CONTAINED HEREIN. EXCEPT AS PROVIDED HEREIN, RadioShack SHALL HAVE NO LIABILITY OR RESPONSIBILITY TO CUSTOMER OR ANY OTHER PERSON OR ENTITY WITH RESPECT TO ANY LIABILITY, LOSS OR DAMAGE CAUSED DIRECTLY OR INDIRECTLY BY USE OR PERFORMANCE OF THE PRODUCT OR ARISING OUT OF ANY BREACH OF THIS WARRANTY, INCLUDING, BUT NOT LIMITED TO, ANY DAMAGES RESULTING FROM INCONVENIENCE, LOSS OF TIME, DATA, PROPERTY, REVENUE, OR PROFIT OR ANY INDIRECT, SPECIAL, INCIDENTAL, OR CONSEQUENTIAL DAMAGES, EVEN IF RadioShack HAS BEEN ADVISED OF THE POSSIBILITY OF SUCH DAMAGES.

Some states do not allow limitations on how long an implied warranty lasts or the exclusion or limitation of incidental or consequential damages, so the above limitations or exclusions may not apply to you.

In the event of a product defect during the warranty period, take the product and the RadioShack sales receipt as proof of purchase date to any RadioShack store. RadioShack will, at its option, unless otherwise provided by law: (a) correct the defect by product repair without charge for parts and labor; (b) replace the product with one of the same or similar design; or (c) refund the purchase price. All replaced parts and products, and products on which a refund is made, become the property of RadioShack. New or reconditioned parts and products may be used in the performance of warranty service. Repaired or replaced parts and products are warranted for the remainder of the original warranty period. You will be charged for repair or replacement of the product made after the expiration of the warranty period.

This warranty does not cover: (a) damage or failure caused by or attributable to acts of God, abuse, accident, misuse, improper or abnormal usage, failure to follow instructions, improper installation or maintenance, alteration, lightning or other incidence of excess voltage or current; (b) any repairs other than those provided by a RadioShack Authorized Service Facility; (c) consumables such as fuses or batteries; (d) cosmetic damage; (e) transportation, shipping or insurance costs; or (f) costs of product removal, installation, set-up service adjustment or reinstallation.


This warranty gives you specific legal rights, and you may also have other rights which vary from state to state.

RadioShack Customer Relations, 200 Taylor Street, 6th Floor, Fort Worth, TX 76102

*We Service What We Sell*

12/99

RadioShack Corporation  
Fort Worth, Texas 76102

40-1310   
335070  
09A00  
Printed in China