



Software : by Martin J. King  
e-mail MJKing57@aol.com

Copyright © 2002 by Martin J. King. All Rights Reserved.

**Unit and Constant Definition**

cycle := 2 · π · rad

Hz := cycle · sec<sup>-1</sup>

Air Density : ρ := 1.21 · kg · m<sup>-3</sup>

Speed of Sound : c := 342 · m · sec<sup>-1</sup>



**User Input** (Edit This Section and Input all of the Parameters for the System to be Analyzed)

Driver Thiele / Small Parameters : Focal 8V 4412 Average Driver

f<sub>d</sub> := 45 · Hz

V<sub>ad</sub> := 15.28 · liter

R<sub>e</sub> := 4.5 · Ω

Q<sub>ed</sub> := 0.58

L<sub>vc</sub> := 0 · mH

Q<sub>md</sub> := 1.35

Bl := 4 ·  $\frac{\text{newton}}{\text{amp}}$

Q<sub>td</sub> :=  $\left( \frac{1}{Q_{ed}} + \frac{1}{Q_{md}} \right)^{-1}$

S<sub>d</sub> := 78.54 · cm<sup>2</sup>

Q<sub>td</sub> = 0.406

**Enclosure Geometry Definition**

L := 48 · in

(Height)

z<sub>driver</sub> := 24 · in

(Driver Distance From Top < Height)

z<sub>port</sub> := 36 · in

(Port Distance From Top < Height)

S<sub>0</sub> := 8 · 8 · in<sup>2</sup>

(Area of the Top End)

S<sub>L</sub> := 8 · 8 · in<sup>2</sup>

(Area of the Bottom End)

Density := 0.40 · lb · ft<sup>-3</sup>

(Stuffing density : 0 lb/ft<sup>3</sup> < D < 1 lb/ft<sup>3</sup>)

r<sub>port</sub> := 1.25 · in

(Radius of the port)

L<sub>port</sub> := 3 · in

(Length of the port)

### Ported Box Definition

$$(0 \text{ lb/ft}^3 < D < 1 \text{ lb/ft}^3)$$

$$n_{\text{top}} := 4$$

$$(n_{\text{top}} > 1)$$

$$x_{\text{top}} := z_{\text{driver}}$$

$$n_{\text{open}} := 4$$

$$(n_{\text{open}} > 1)$$

$$x_{\text{open}} := z_{\text{port}} - z_{\text{driver}}$$

$$n_{\text{bottom}} := 4$$

$$(n_{\text{bottom}} > 1)$$

$$x_{\text{bottom}} := L - z_{\text{port}}$$

$$n_{\text{port}} := 4$$

$$(n_{\text{port}} > 1)$$

$$x_{\text{port}} := L_{\text{port}} + 0.6 \cdot r_{\text{port}}$$

### Geometry Definition

$$TR := (S_L - S_0) \cdot L^{-1}$$

$$TR = 0 \text{ m}$$

$$S_D := S_0 + TR \cdot z_{\text{driver}}$$

$$S_D = 0.041 \text{ m}^2$$

$$S_P := S_0 + TR \cdot z_{\text{port}}$$

$$S_P = 0.041 \text{ m}^2$$

### Top Section of Enclosure

(Driver ----> Top of Enclosure)

#### Section Length

#### Initial Area

#### Final Area

#### Stuffing Density

$$L_{c_0} := x_{\text{top}} \cdot (n_{\text{top}} + 1)^{-1}$$

$$S_{c_{0,0}} := S_D$$

$$S_{c_{0,1}} := S_{c_{0,0}} - TR \cdot L_{c_0}$$

$$D_{c_0} := \text{Density}$$

$$L_{c_1} := x_{\text{top}} \cdot (n_{\text{top}} + 1)^{-1}$$

$$S_{c_{1,0}} := S_{c_{0,1}}$$

$$S_{c_{1,1}} := S_{c_{1,0}} - TR \cdot L_{c_1}$$

$$D_{c_1} := \text{Density}$$

$$L_{c_2} := x_{\text{top}} \cdot (n_{\text{top}} + 1)^{-1}$$

$$S_{c_{2,0}} := S_{c_{1,1}}$$

$$S_{c_{2,1}} := S_{c_{2,0}} - TR \cdot L_{c_2}$$

$$D_{c_2} := \text{Density}$$

$$L_{c_3} := x_{\text{top}} \cdot (n_{\text{top}} + 1)^{-1}$$

$$S_{c_{3,0}} := S_{c_{2,1}}$$

$$S_{c_{3,1}} := S_{c_{3,0}} - TR \cdot L_{c_3}$$

$$D_{c_3} := \text{Density}$$

$$L_{c_4} := x_{\text{top}} \cdot (n_{\text{top}} + 1)^{-1}$$

$$S_{c_{4,0}} := S_{c_{3,1}}$$

$$S_{c_{4,1}} := S_0$$

$$D_{c_4} := \text{Density}$$

### Open Section of Enclosure

(Driver ----> Port Position)

#### Section Length

#### Initial Area

#### Final Area

#### Stuffing Density

$$L_{o_0} := x_{\text{open}} \cdot (n_{\text{open}} + 1)^{-1}$$

$$S_{o_{0,0}} := S_D$$

$$S_{o_{0,1}} := S_{o_{0,0}} + TR \cdot L_{o_0}$$

$$D_{o_0} := \text{Density}$$

$$L_{o_1} := x_{\text{open}} \cdot (n_{\text{open}} + 1)^{-1}$$

$$S_{o_{1,0}} := S_{o_{0,1}}$$

$$S_{o_{1,1}} := S_{o_{1,0}} + TR \cdot L_{o_1}$$

$$D_{o_1} := \text{Density}$$

$$L_{o_2} := x_{\text{open}} \cdot (n_{\text{open}} + 1)^{-1}$$

$$S_{o_{2,0}} := S_{o_{1,1}}$$

$$S_{o_{2,1}} := S_{o_{2,0}} + TR \cdot L_{o_2}$$

$$D_{o_2} := \text{Density}$$

$$L_{o_3} := x_{\text{open}} \cdot (n_{\text{open}} + 1)^{-1}$$

$$S_{o_{3,0}} := S_{o_{2,1}}$$

$$S_{o_{3,1}} := S_{o_{3,0}} + TR \cdot L_{o_3}$$

$$D_{o_3} := \text{Density}$$

$$L_{o_4} := x_{\text{open}} \cdot (n_{\text{open}} + 1)^{-1}$$

$$S_{o_{4,0}} := S_{o_{3,1}}$$

$$S_{o_{4,1}} := S_P$$

$$D_{o_4} := \text{Density}$$

Bottom Section of Enclosure

(Port Position ---> Bottom of Enclosure)

Section Length	Initial Area	Final Area	Stuffing Density
$L_{b_0} := x_{\text{bottom}} \cdot (n_{\text{bottom}} + 1)^{-1}$	$S_{b_{0,0}} := S_P$	$S_{b_{0,1}} := S_{b_{0,0}} + TR \cdot L_{b_0}$	$D_{b_0} := \text{Density}$
$L_{b_1} := x_{\text{bottom}} \cdot (n_{\text{bottom}} + 1)^{-1}$	$S_{b_{1,0}} := S_{b_{0,1}}$	$S_{b_{1,1}} := S_{b_{1,0}} + TR \cdot L_{b_1}$	$D_{b_1} := \text{Density}$
$L_{b_2} := x_{\text{bottom}} \cdot (n_{\text{bottom}} + 1)^{-1}$	$S_{b_{2,0}} := S_{b_{1,1}}$	$S_{b_{2,1}} := S_{b_{2,0}} + TR \cdot L_{b_2}$	$D_{b_2} := \text{Density}$
$L_{b_3} := x_{\text{bottom}} \cdot (n_{\text{bottom}} + 1)^{-1}$	$S_{b_{3,0}} := S_{b_{2,1}}$	$S_{b_{3,1}} := S_{b_{3,0}} + TR \cdot L_{b_3}$	$D_{b_3} := \text{Density}$
$L_{b_4} := x_{\text{bottom}} \cdot (n_{\text{bottom}} + 1)^{-1}$	$S_{b_{4,0}} := S_{b_{3,1}}$	$S_{b_{4,1}} := S_L$	$D_{b_4} := \text{Density}$

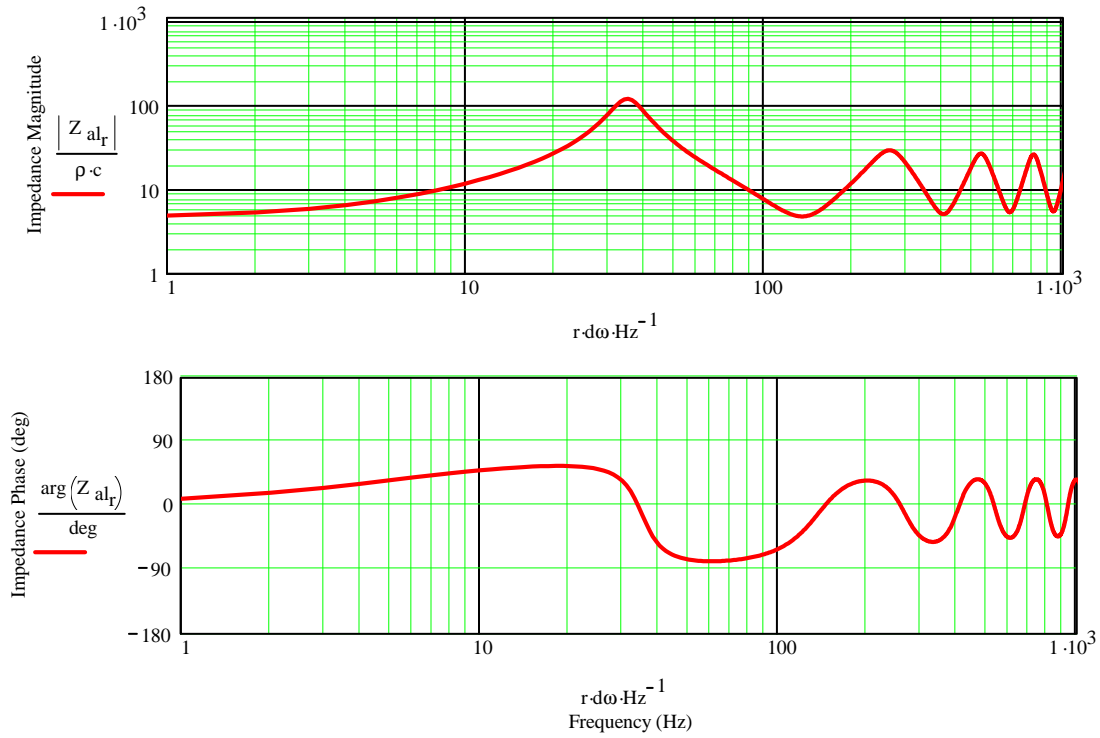
Port Section of Enclosure

(Port Inside ---> Port Outside)

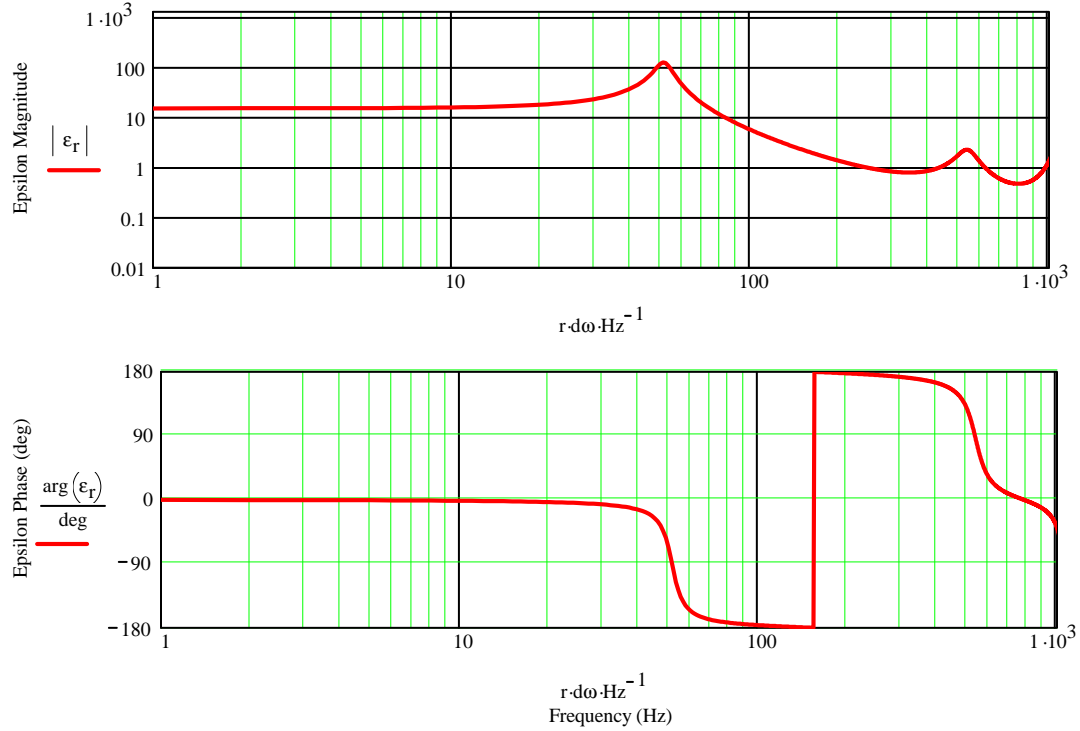
Section Length	Initial Area	Final Area	Stuffing Density
$L_{p_0} := x_{\text{port}} \cdot (n_{\text{port}} + 1)^{-1}$	$S_{p_{0,0}} := \pi \cdot r_{\text{port}}^2$	$S_{p_{0,1}} := \pi \cdot r_{\text{port}}^2$	$D_{p_0} := 0 \cdot \text{lb} \cdot \text{ft}^{-3}$
$L_{p_1} := x_{\text{port}} \cdot (n_{\text{port}} + 1)^{-1}$	$S_{p_{1,0}} := S_{p_{0,1}}$	$S_{p_{1,1}} := \pi \cdot r_{\text{port}}^2$	$D_{p_1} := 0 \cdot \text{lb} \cdot \text{ft}^{-3}$
$L_{p_2} := x_{\text{port}} \cdot (n_{\text{port}} + 1)^{-1}$	$S_{p_{2,0}} := S_{p_{1,1}}$	$S_{p_{2,1}} := \pi \cdot r_{\text{port}}^2$	$D_{p_2} := 0 \cdot \text{lb} \cdot \text{ft}^{-3}$
$L_{p_3} := x_{\text{port}} \cdot (n_{\text{port}} + 1)^{-1}$	$S_{p_{3,0}} := S_{p_{2,1}}$	$S_{p_{3,1}} := \pi \cdot r_{\text{port}}^2$	$D_{p_3} := 0 \cdot \text{lb} \cdot \text{ft}^{-3}$
$L_{p_4} := x_{\text{port}} \cdot (n_{\text{port}} + 1)^{-1}$	$S_{p_{4,0}} := S_{p_{3,1}}$	$S_{p_{4,1}} := \pi \cdot r_{\text{port}}^2$	$D_{p_4} := 0 \cdot \text{lb} \cdot \text{ft}^{-3}$



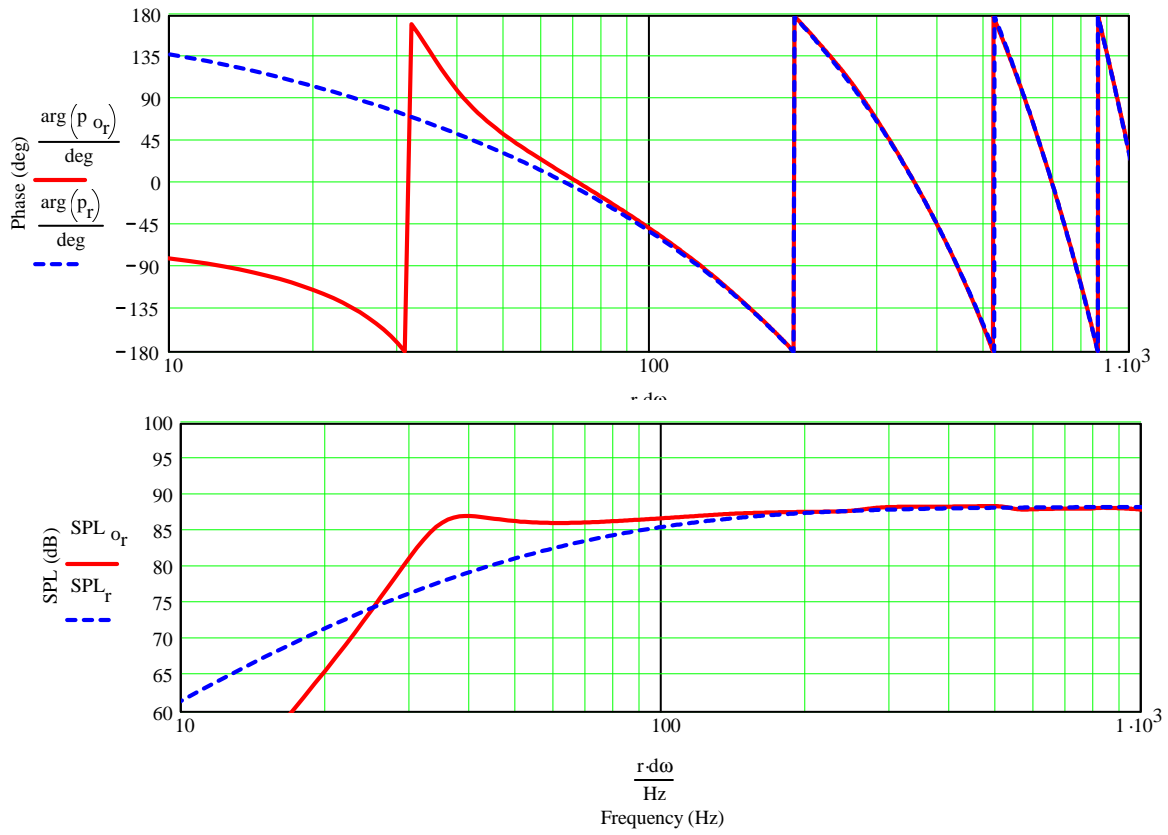
## Resulting Acoustic Impedance for the Enclosure



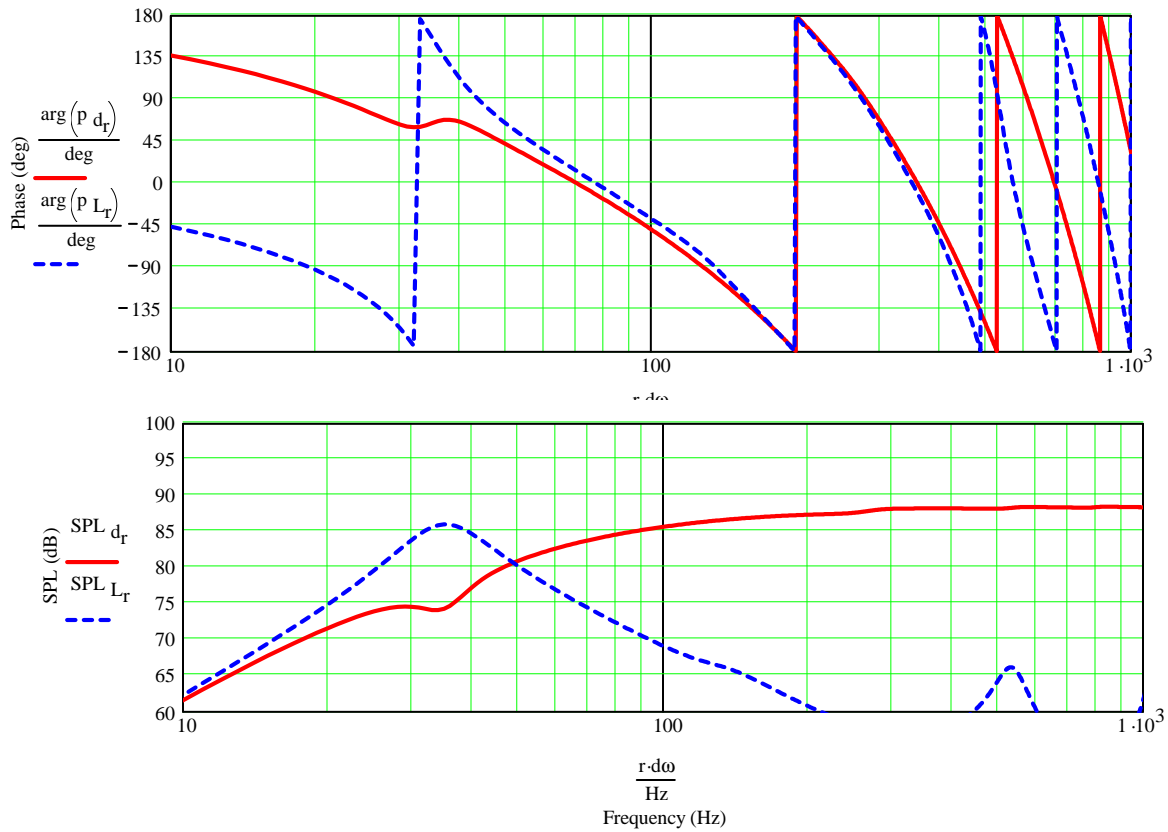
## Velocity at the Terminus of the Ported Box for a 1 m/sec Driver Excitation



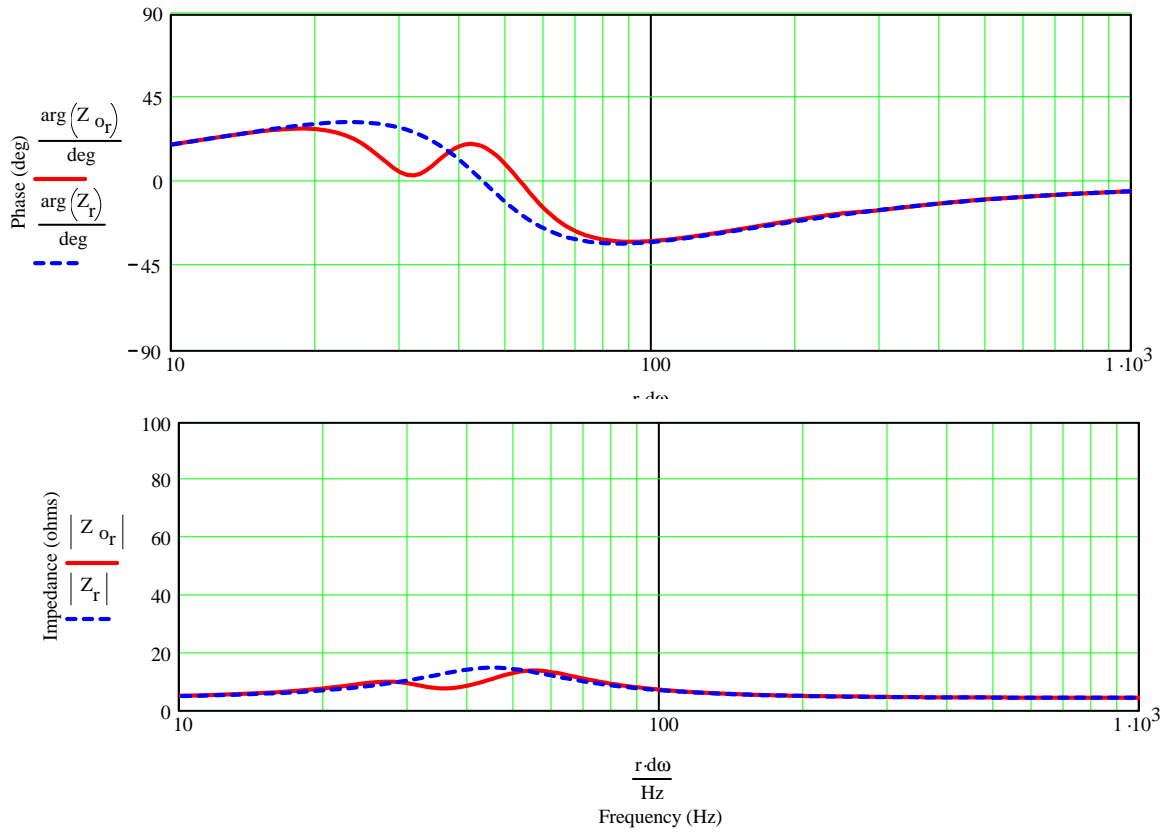
### Far Field Ported Box System and Infinite Baffle Sound Pressure Level Responses



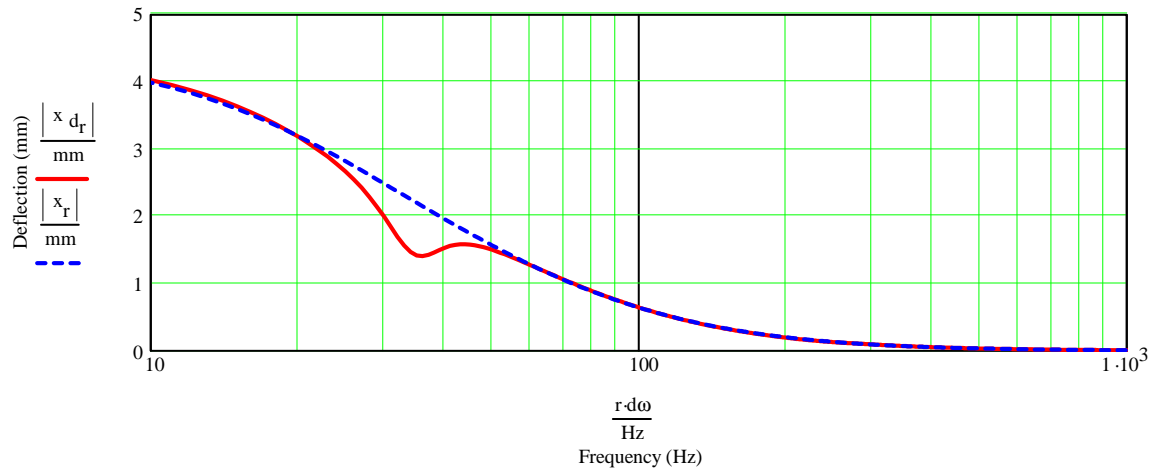
### Woofer and Terminus Far Field Sound Pressure Level Responses



# Ported Box System and Infinite Baffle Impedance



## Woofer Displacement



## System Time Response for an Impulse Input

