

Sequence Report



Summary

Signal Path1

Signal Path Setup	✓ PASSED
Level and Gain	✓ PASSED
THD+N	✓ PASSED
Frequency Response	✓ PASSED
Signal to Noise Ratio	✓ PASSED
Crosstalk, One Channel Undriven	✓ PASSED
Interchannel Phase	✓ PASSED
Stepped Frequency Sweep	✓ PASSED

Sequence Result:

Sequence Result: ✓ PASSED

Sequence Report



Signal Path1 : Signal Path Setup

Output Connector:	Analog Unbalanced
Channels:	2
Source Impedance:	50 ohm
Output EQ:	None
Input Connector:	Analog Unbalanced
Channels:	2
Termination:	100 kohm
Input Bandwidth:	AC (<10 Hz) - AES17 (20 kHz)
Device Delay:	0.000 s
Input EQ:	None

• References

dBr G:	200.4 mVrms
dBm (Output Power):	600.0 ohm
W(watts) (Output Power):	4.000 ohm
Shared Frequency Reference:	1.00000 kHz
dBrA:	1.000 Vrms
dBrB:	1.000 Vrms
dBrA Offset:	0.000 dB
dBrB Offset:	0.000 dB
dB SPL1:	10.00 mVrms
dB SPL2:	10.00 mVrms
dB SPL1 Calibrator Level:	94.000 dB SPL
dB SPL2 Calibrator Level:	94.000 dB SPL
dBm (Input Power):	600.0 ohm
W(watts) (Input Power):	4.000 ohm

• DCX

DCX is not detected.

Sequence Report



Signal Path1 : Verify Connections

Waveform: Sine

Generator Level: 200.4 mVrms

DC Offset: 0.000 V

Frequency: 1.00000 kHz

RMS Level (3/15/2017 1:38:24.211 PM)

Ch1 2.000 Vrms

Ch2 1.997 Vrms

Gain (3/15/2017 1:38:24.211 PM)

Ch1 19.981 dB

Ch2 19.968 dB

THD+N Ratio (3/15/2017 1:38:24.211 PM)

Ch1 0.008876 %

Ch2 0.009562 %

Frequency (3/15/2017 1:38:24.211 PM)

Ch1 1.00000 kHz

Ch2 1.00000 kHz

Signal Path1 : Level and Gain

Waveform: Sine

Generator Level: 200.4 mVrms

DC Offset: 0.000 V

Frequency: 1.00000 kHz

RMS Level (3/15/2017 1:38:25.818 PM)

Ch1 2.000 Vrms

Ch2 1.997 Vrms

Gain (3/15/2017 1:38:25.818 PM)

Ch1 19.981 dB

Ch2 19.968 dB

Peak Level (3/15/2017 1:38:25.818 PM)

Ch1 2.828 V

Ch2 2.824 V

Sequence Report



Signal Path1 : THD+N

Waveform: Sine
 Generator Level: 200.4 mVrms
 DC Offset: 0.000 V
 Frequency: 1.00000 kHz
 Low-pass Filter: 20 kHz
 Weighting Filter: Signal Path
 High-pass Filter: 20 Hz
 Notch Tuning Mode: Measured Frequency

THD+N Ratio (3/15/2017 1:38:28.173 PM)

Ch1 0.008496 %

Ch2 0.009385 %

THD+N Level (3/15/2017 1:38:28.173 PM)

Ch1 170.0 uVrms

Ch2 187.5 uVrms

THD Ratio (3/15/2017 1:38:28.173 PM)

Ch1 0.007128 %

Ch2 0.008278 %

THD Level (3/15/2017 1:38:28.173 PM)

Ch1 142.6 uVrms

Ch2 165.4 uVrms

Noise Ratio (3/15/2017 1:38:28.173 PM)

Ch1 0.004656 %

Ch2 0.004670 %

Noise Level (3/15/2017 1:38:28.173 PM)

Ch1 93.14 uVrms

Ch2 93.29 uVrms

Distortion Product Ratio (3/15/2017 1:38:28.173 PM)

Channel	F	H2	H3	H4	H5	H6	H7	H8	H9	H10
	1.000k	2.000k	3.000k	4.000k	5.000k	6.000k	7.000k	8.000k	9.000k	10.00k
Ch1	100.00	0.00	0.01	0.00	0.00	0.00	0.00	0.00	0.00	0.00
	1.000k	2.000k	3.000k	4.000k	5.000k	6.000k	7.000k	8.000k	9.000k	10.00k
Ch2	100.00	0.00	0.01	0.00	0.00	0.00	0.00	0.00	0.00	0.00

Distortion Product Ratio Parameters

Frequency Unit: Hz

Ratio Unit: %

Distortion Product Level (3/15/2017 1:38:28.173 PM)

Sequence Report



Channel	F	H2	H3	H4	H5	H6	H7	H8	H9	H10
	1.000k	2.000k	3.000k	4.000k	5.000k	6.000k	7.000k	8.000k	9.000k	10.00k
Ch1	2.001	2.798 u	129.5 u	12.78 u	34.90 u	4.159 u	21.25 u	14.86 u	12.10 u	6.733 u
	1.000k	2.000k	3.000k	4.000k	5.000k	6.000k	7.000k	8.000k	9.000k	10.00k
Ch2	1.998	46.65 u	143.8 u	14.23 u	36.27 u	21.60 u	19.03 u	11.40 u	8.142 u	10.58 u

Distortion Product Level Parameters

Frequency Unit: Hz

Level Unit: Vrms

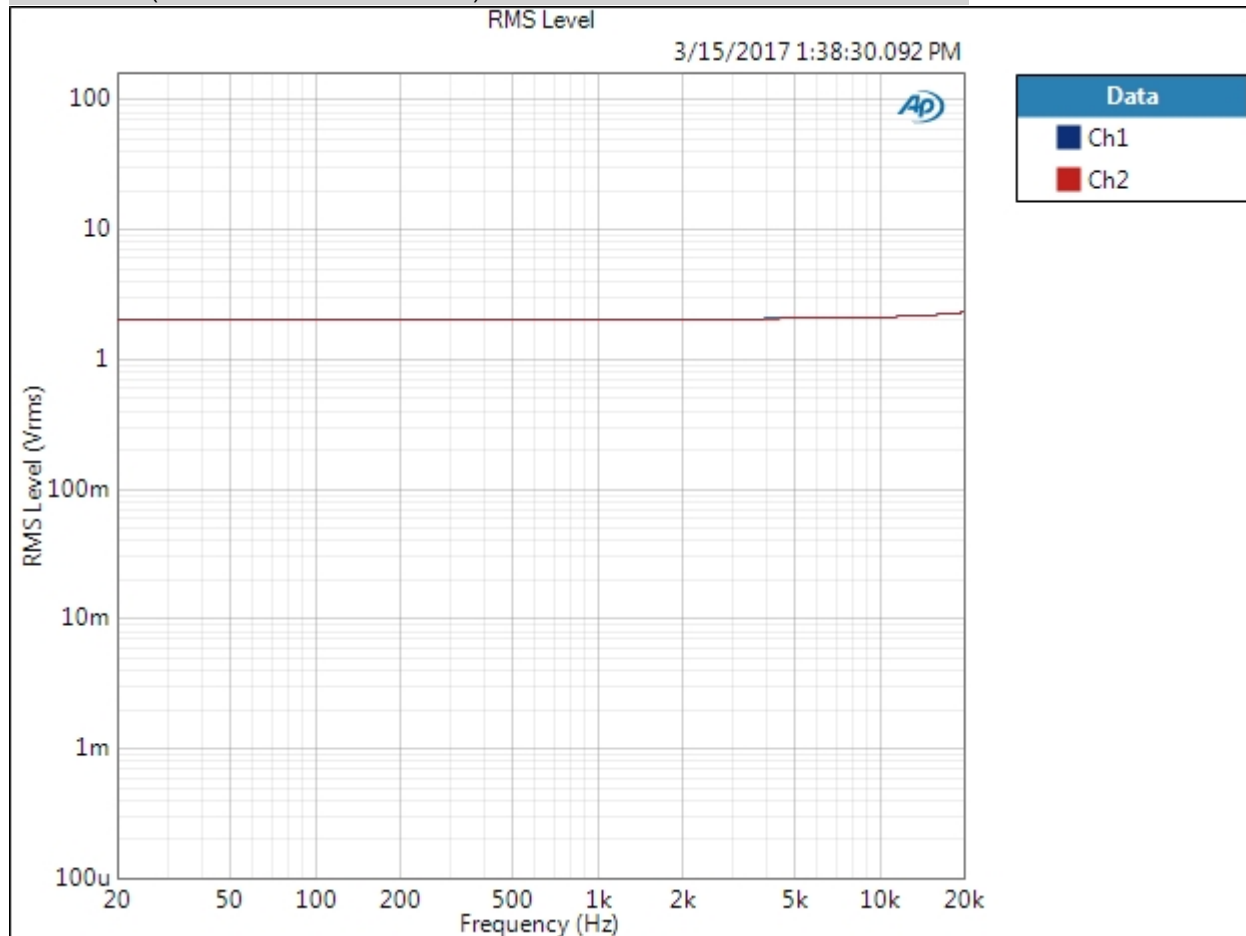
Sequence Report



Signal Path1 : Frequency Response

Generator Level: 200.4 mVrms
DC Offset: 0.000 V
EQ: None
Start Frequency: 20.0000 Hz
Stop Frequency: 20.0000 kHz
Sweep: 350.0 ms
Pre-Sweep: 100.0 ms
Extend Acquisition By: 50.00 ms
Secondary Source: None
Measured 1 3/15/2017 1:38:30 PM

RMS Level (3/15/2017 1:38:30.092 PM)



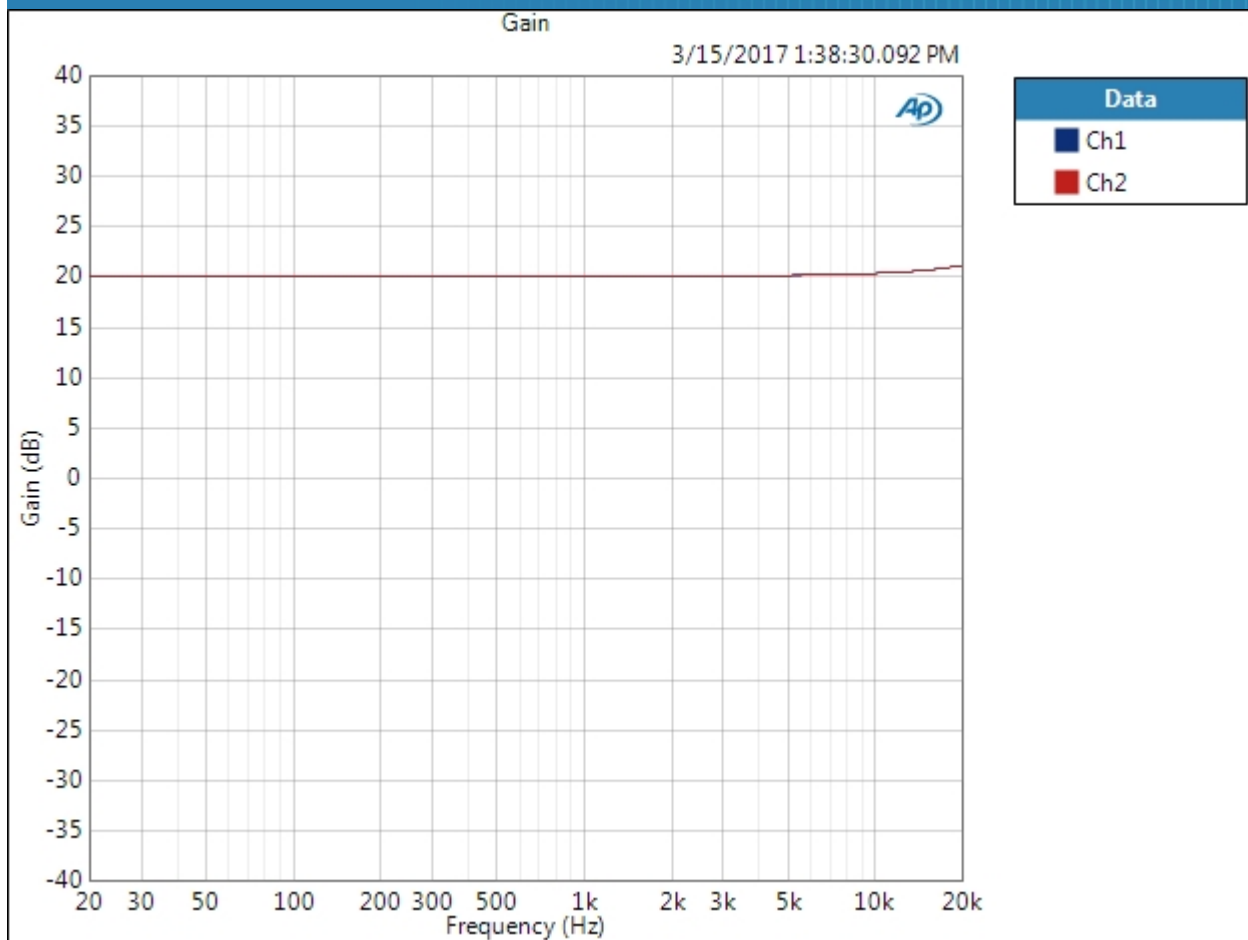
Result: PASSED

Gain (3/15/2017 1:38:30.092 PM)

3/15/2017 1:38 PM

Page 6 of 11

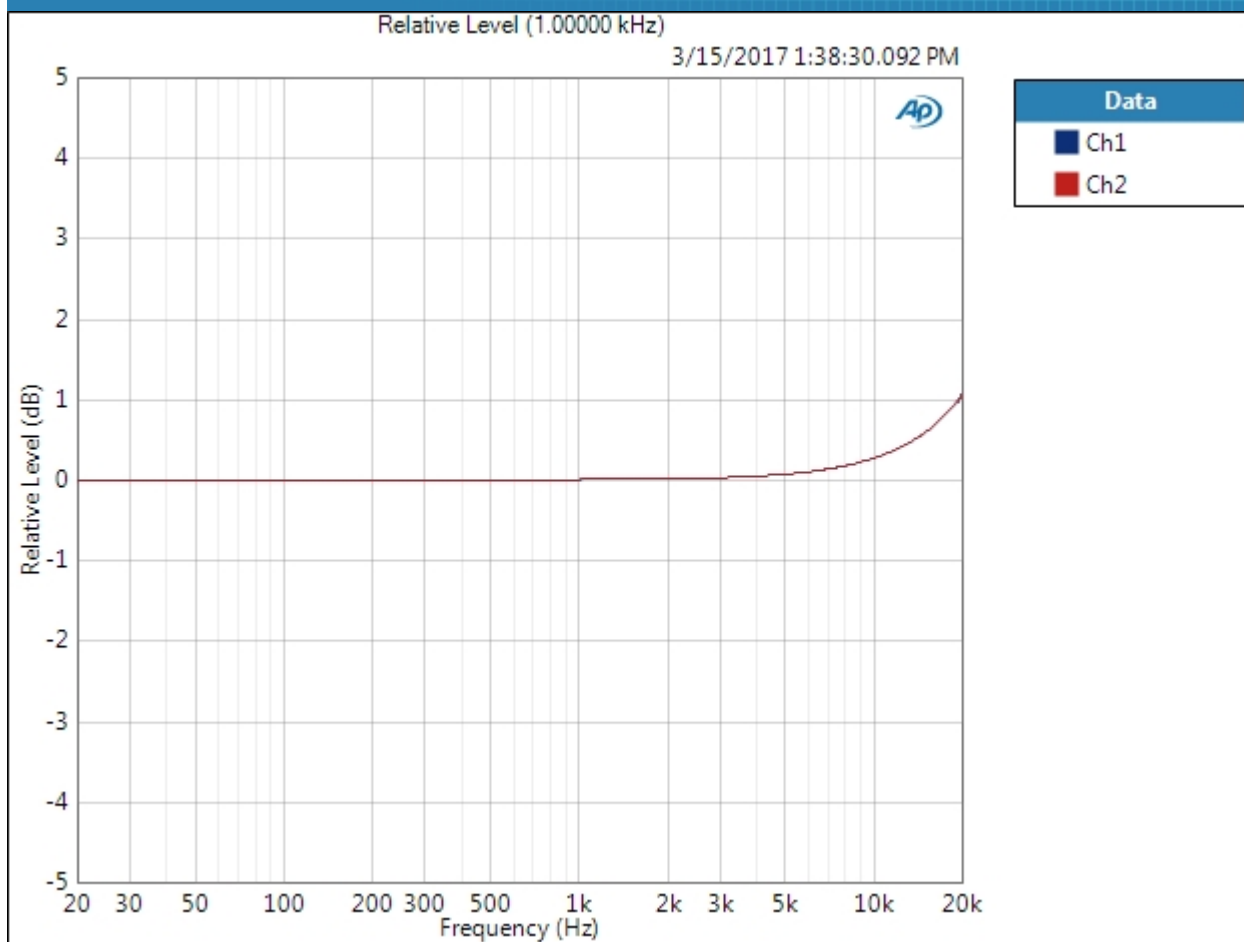
Sequence Report



Result: PASSED

Relative Level (1.00000 kHz) (3/15/2017 1:38:30.092 PM)

Sequence Report



Relative Level (1.00000 kHz) Parameters

Mode: Normalized at Reference

Ref Frequency: 1.00000 kHz

Result: PASSED

Deviation (20.0000 Hz - 20.0000 kHz) (3/15/2017 1:38:30.092 PM)

Ch1 ± 0.554 dB

Ch2 ± 0.556 dB

Deviation (20.0000 Hz - 20.0000 kHz) Parameters

Min: 20.0000 Hz

Max: 20.0000 kHz

Sequence Report



Signal Path1 : Signal to Noise Ratio

Waveform: Sine
Generator Level: 200.4 mVrms
DC Offset: 0.000 V
Frequency: 1.00000 kHz
Low-pass Filter: 20 kHz
Weighting Filter: Signal Path
High-pass Filter: 20 Hz

Signal to Noise Ratio (3/15/2017 1:38:32.058 PM)

Ch1 86.063 dB

Ch2 86.092 dB

Signal Path1 : Crosstalk, One Channel Undriven

Waveform: Sine
Generator Level: 200.4 mVrms
DC Offset: 0.000 V
Frequency: 1.00000 kHz

Crosstalk (3/15/2017 1:38:36.254 PM)

Ch1 -84.777 dB

Ch2 -85.555 dB

Signal Path1 : Interchannel Phase

Waveform: Sine
Generator Level: 200.4 mVrms
DC Offset: 0.000 V
Frequency: 1.00000 kHz
Reference Channel: Ch1
Meter Range: -90 -> 270 deg

Phase (3/15/2017 1:38:37.767 PM)

Ch1 ---- deg

Ch2 -0.009 deg

Sequence Report



Signal Path1 : Stepped Frequency Sweep

Generator Level: 200.4 mVrms

DC Offset: 0.000 V

EQ: None

Start Frequency: 20.0000 kHz

Stop Frequency: 20.0000 Hz

Step Type: Logarithmic

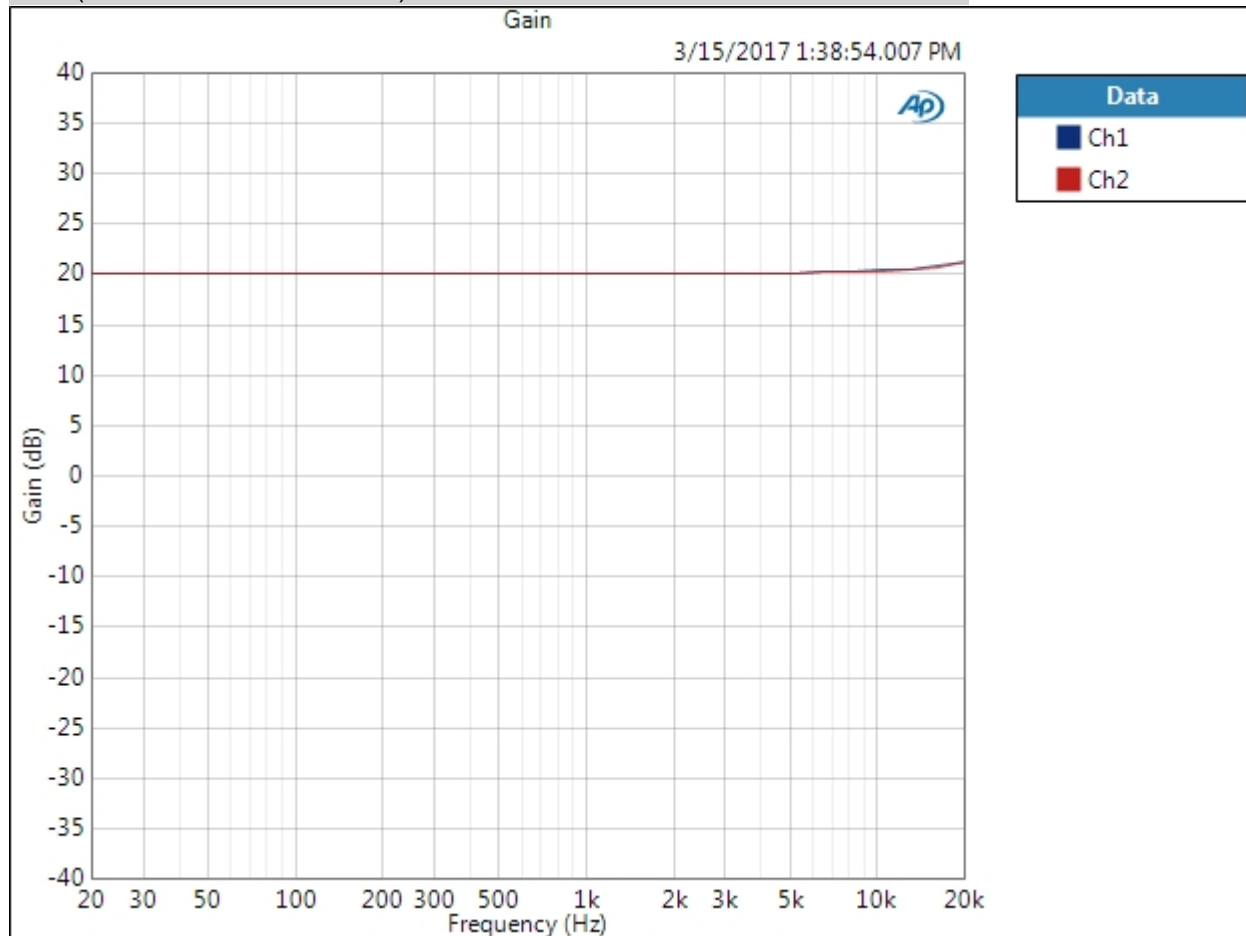
Number of Points: 31

Weighting Filter: Signal Path

Phase Ref Channel: Ch1

Measured 1 3/15/2017 1:38:54 PM

Gain (3/15/2017 1:38:54.007 PM)

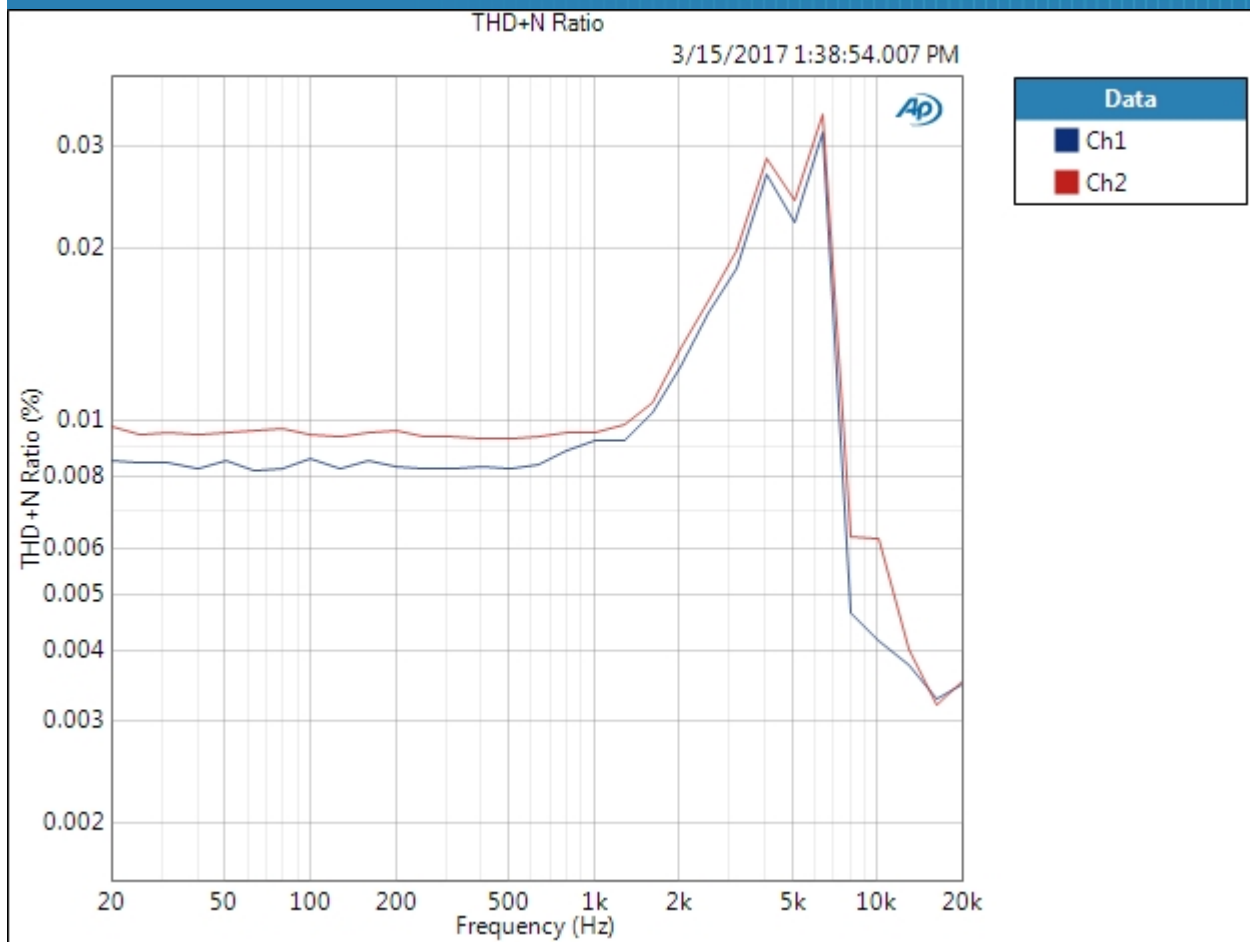


Result: PASSED

THD+N Ratio (3/15/2017 1:38:54.007 PM)

3/15/2017 1:38 PM

Sequence Report



Result: PASSED