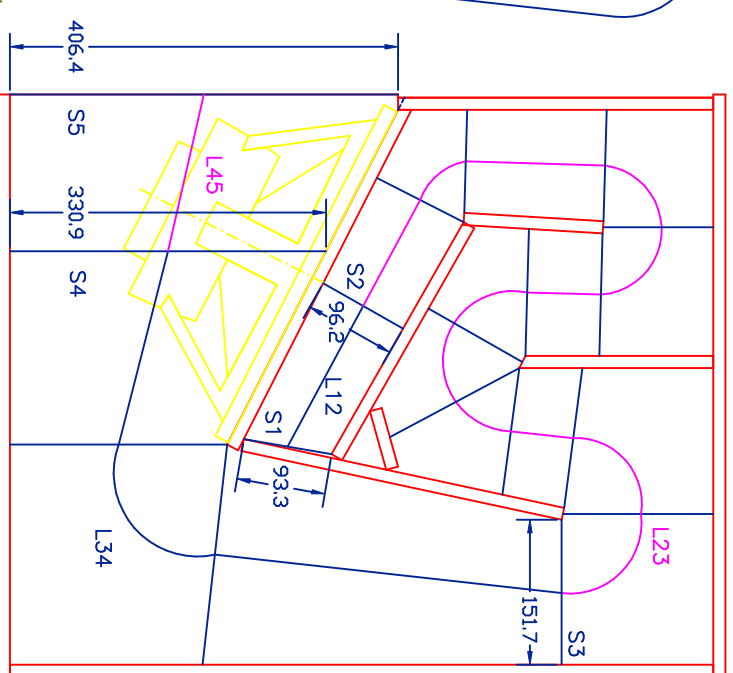
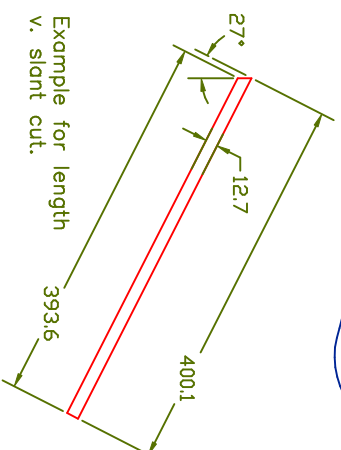



Notes: I took off 1/4" from the 6" (now: 146.1mm) board for cuts on the full sheet; the 8" (now: 203.2mm) board could have 3/8" taken off, the 24" (now: 609.6mm) dimensions should be 23-15/16", etc.



Length@S1=93.3
Length@S2=96.2
Length@S3=151.7
Length@S4=330.9
Length@S5=406.4(413.0)

L12=167.1
L23=1181.8
L34=760.2
L45=168.3