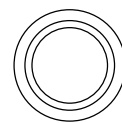


SINEWAVE

G180 CLASS T HI-FI AMPLIFIER



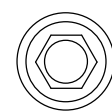
POWER



OUTPUT SWITCH

MAIN

HEADPHONE



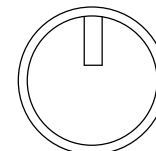
HEADPHONE



INPUT SWITCH

LINE

USB



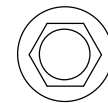
MAIN VOLUME



USB LED

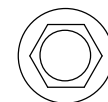


USB

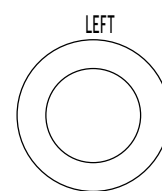


BALANCE INPUT

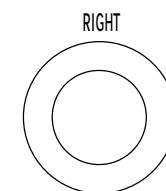
LEFT



RIGHT




LEFT



RIGHT

BTL MODE LEFT SPEAKON PIN3 +/PIN4 -



90-265VAC 50 OR 60 Hz  
T4A FUSE INSIDE