

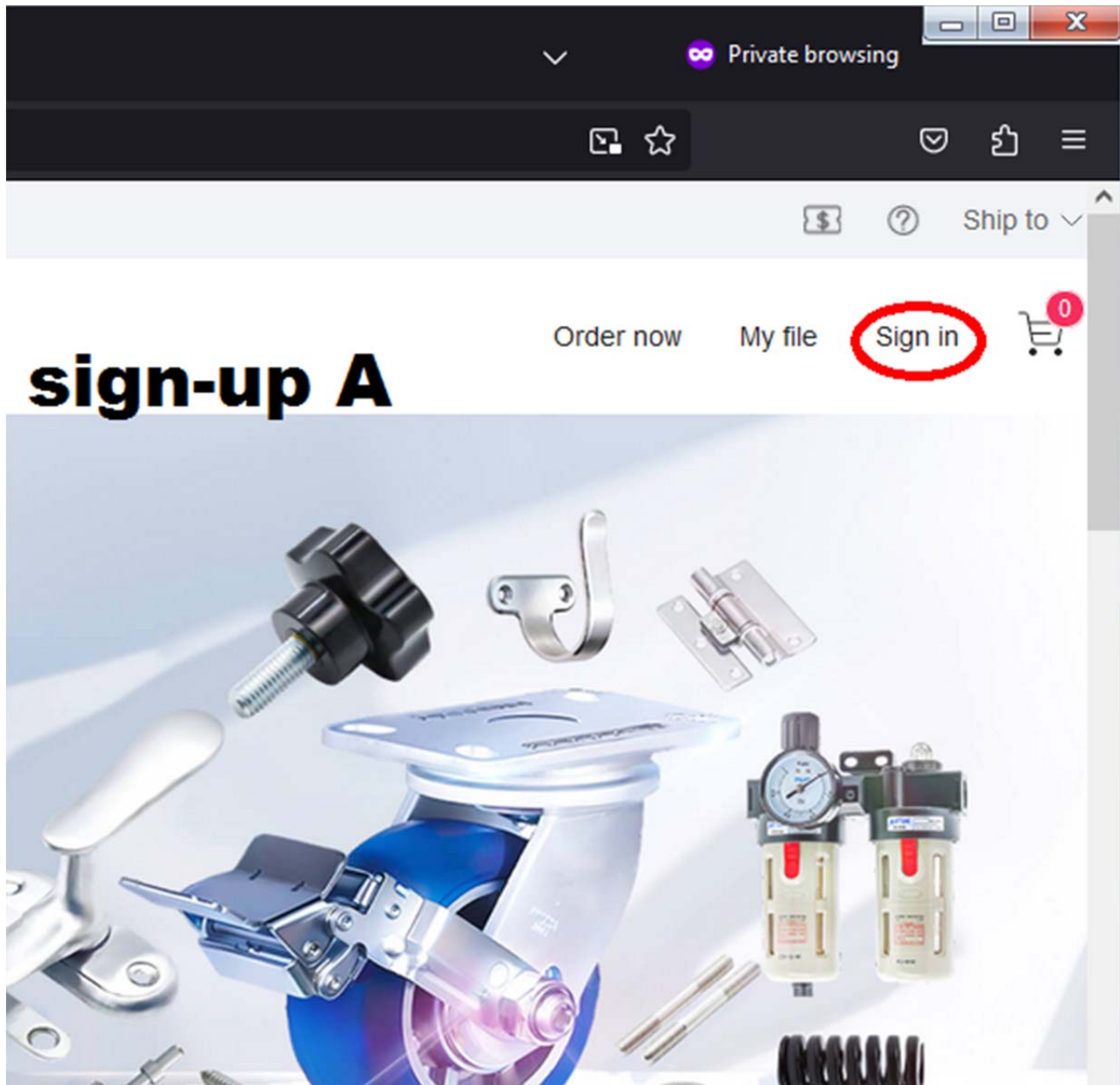
Using Gerber files to order PCBs from JLCPCB.com

A walkthrough

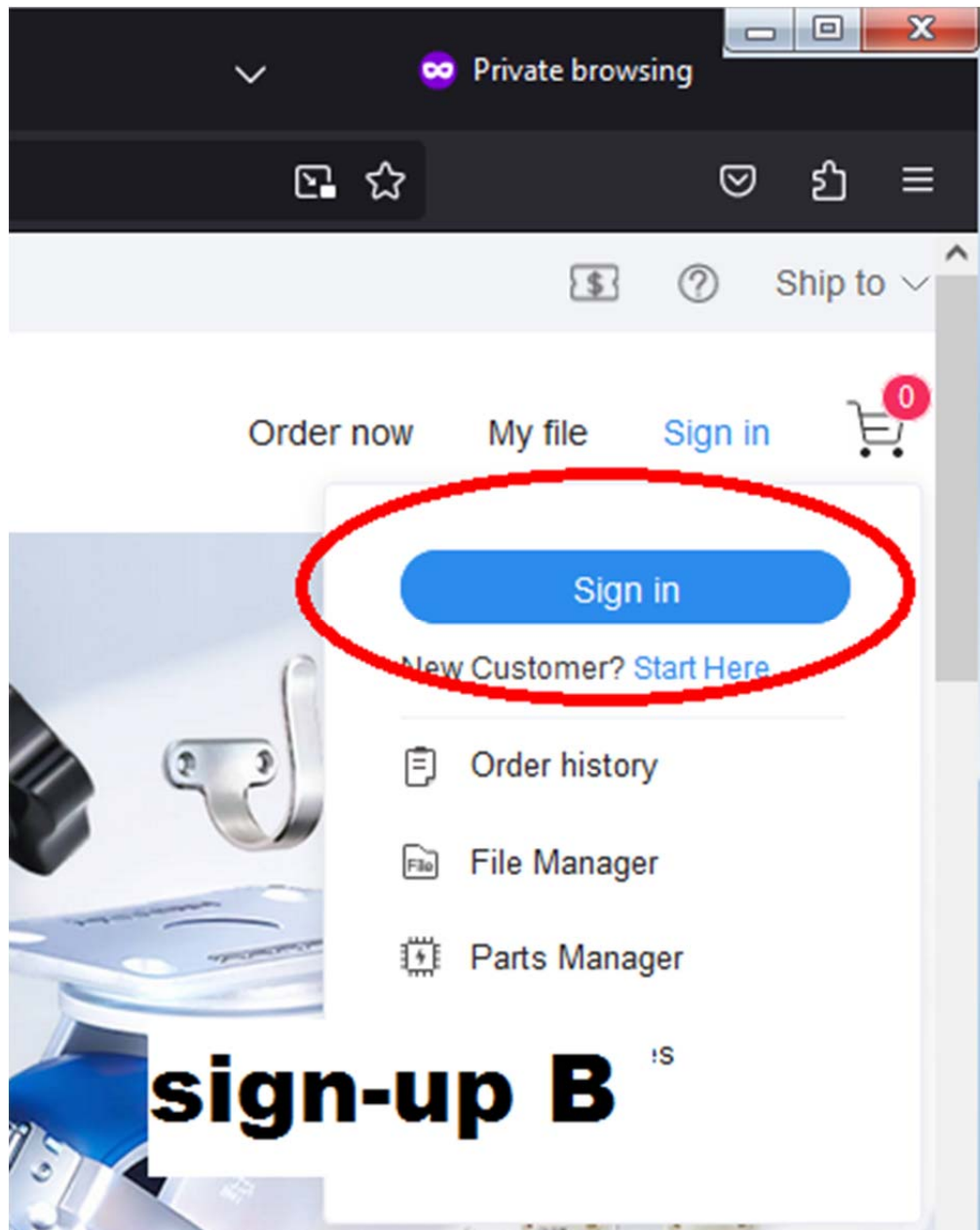
Verified and correct as of 28 October 2023

(but who knows what may change in the future)

Open your browser and navigate to JLCPCB.com . You will now sign up to be a registered user of JLCPCBs website.



Hover your mouse over the “Sign in” menu at top right. Then when the New Customer? prompt appears, click on “Start Here”



JLCPCB asks you to create a username and choose a password for their website.

## Create your account

Already have an account? [Log in](#)

Please enter your username

☐

I'm not a robot



**sign-up C**

☐

I agree to JLCPCB's [Terms of Use](#) and [Privacy Policy](#)

Sign Up



Sign in with Google

Fill in all the text boxes, agree to the terms, and click Sign Up. JLCPCB sends a confirmation email to the email address you typed, and you click a link in that email.

## sign-up D

### Create your account

Already have an account? [Log in](#)

avery\_jlpcb

avery\_phonyperson@yahoo.com

.....



.....



☒ I'm not a robot



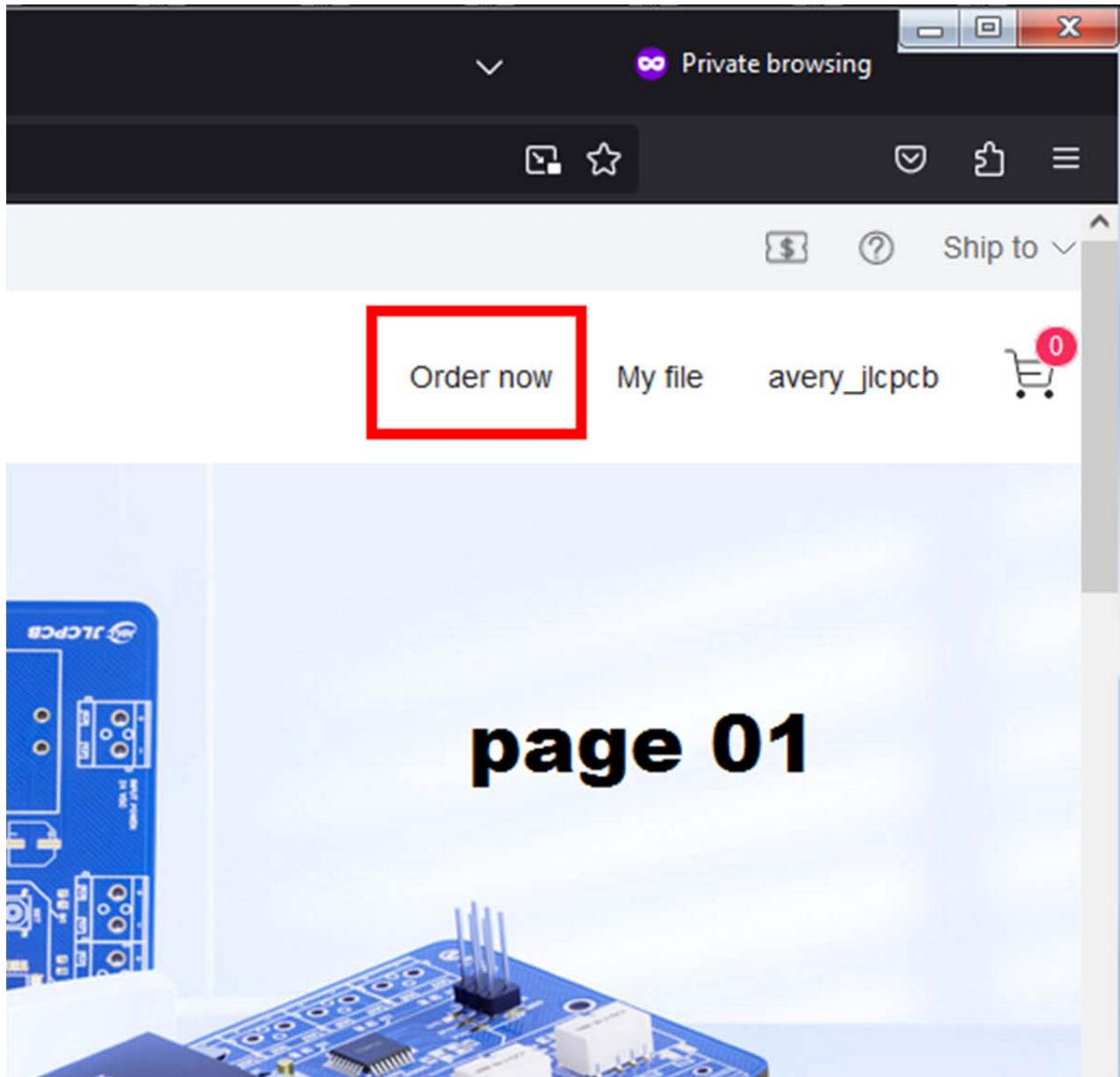
☒ I agree to JLCPCB's [Terms of Use](#) and [Privacy Policy](#)

Sign Up

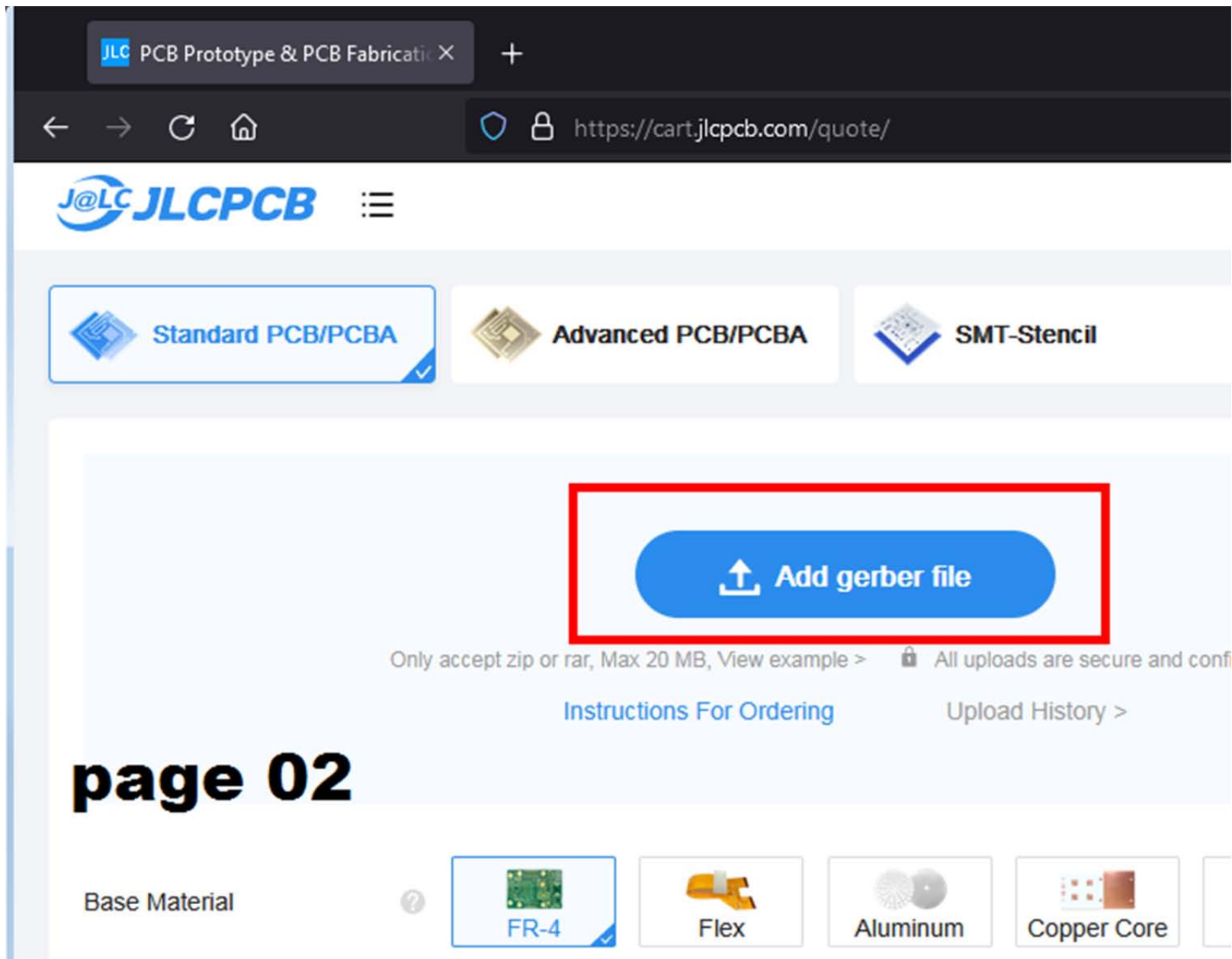


Sign in with Google

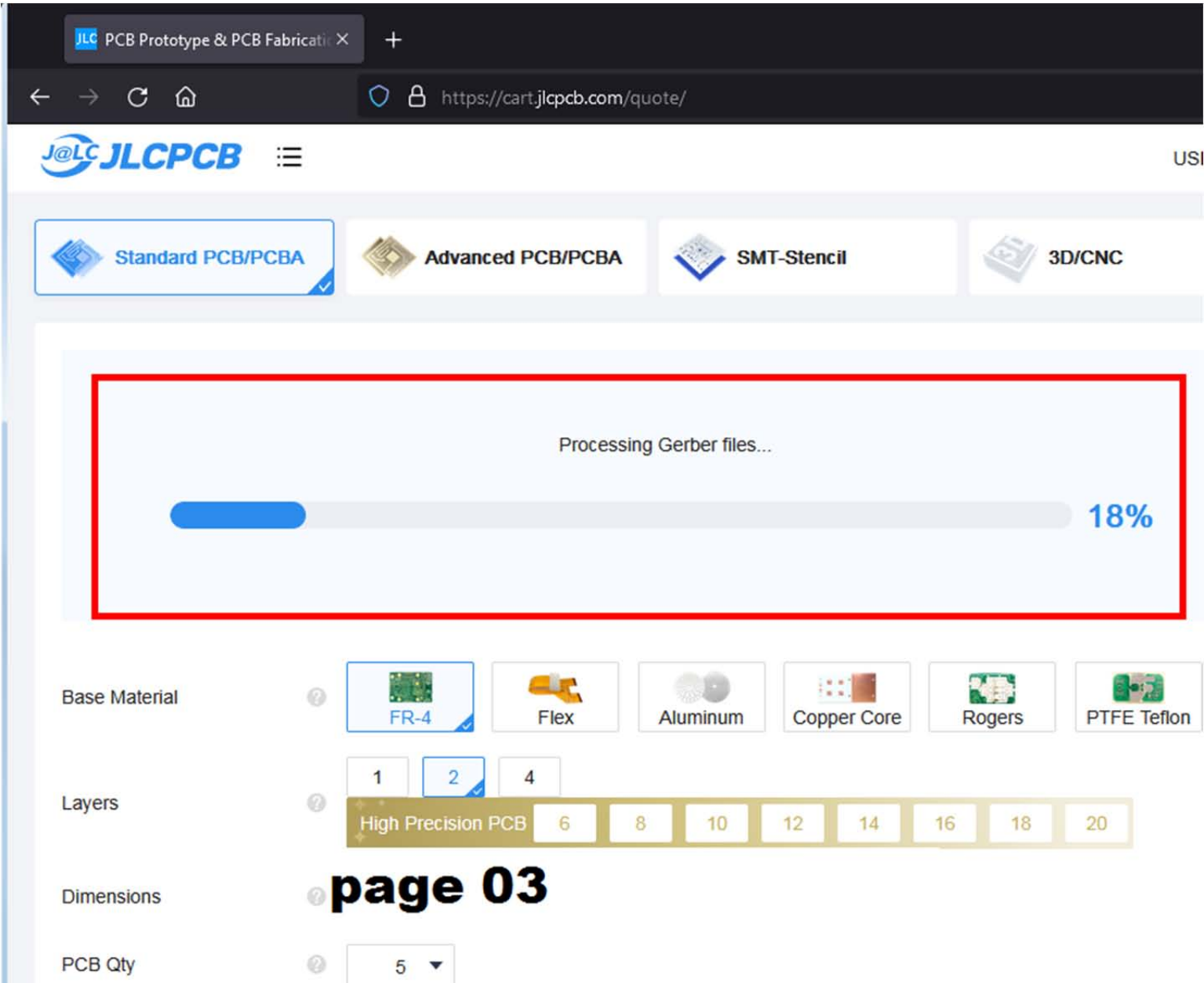
You're signed up! Log in to JLCPCB.com with your username and password, then click Order now at the top right.



Click on “Add gerber file” and provide the location of your Gerber .zip archive. Here we use the “PhaseDots” project Gerbers and build 25 copies of the PhaseDots PCB



JLCPCB’s website uploads your Gerber .zip archive and displays a progress bar





Now JLCPCB asks you to specify your order in great detail. How many boards, what color, how thick, gold or no-gold, etc. These are my choices for the PhaseDots PCBs:

The screenshot shows the JLCPCB quote configuration interface. The following options are highlighted with red boxes and annotations:

- Base Material:** FR-4 is selected.
- Layers:** 2 is selected.
- Dimensions:** 45.72 \* 96.52. A red arrow points to this field with the text: "JLCPCB calculates the X and Y dimensions from your Gerbers".
- PCB Qty:** 25 is selected. A red box around this field is annotated with: "this order is for many copies".
- Product Type:** Industrial/Consumer electronics is selected.
- PCB Specifications:**
  - Different Design:** 1 is selected.
  - Delivery Format:** Single PCB is selected.
  - PCB Thickness:** 1.6 is selected.
  - PCB Color:** A red box around this label is annotated with: "choose one". The color options are Green, Purple, Red, Yellow, Blue, White, and Black.
  - Silkscreen:** White is selected.
  - Surface Finish:** HASL(with lead) is selected. A red arrow points to this field with the text: "gold -- more expensive".
- High-spec Options:**
  - Outer Copper Weight:** 1 oz is selected.

page 04

At the top right, JLCPCB asks one more question and then tells you the fab cost to build these boards. WARNING: shipping cost is not included in fab cost. Click SAVE.

The screenshot shows a web browser window in 'Private browsing' mode. The page displays the 'Charge Details' section with the following items and prices:

Item	Price
Engineering fee	\$4.00
Via Covering	\$0.00
Surface Finish	\$0.00
Board	\$8.30

Below the charge details, the 'Build Time' section is highlighted with a red box. It includes a warning: 'Build Time ? not including shipping!!'. The options are:

Option	Price
PCB : <input checked="" type="radio"/> 2 days	\$0.00
<input type="radio"/> 24 hours	\$7.10

The 'Calculated Price' is shown as \$12.30. Below this, there is a link to 'Get Special offer by EasyEDA project >'. A note states 'Additional charges may apply for special cases'. At the bottom, a blue button labeled 'SAVE TO CART' is highlighted with a red box.

page 05<sub>stimate</sub>

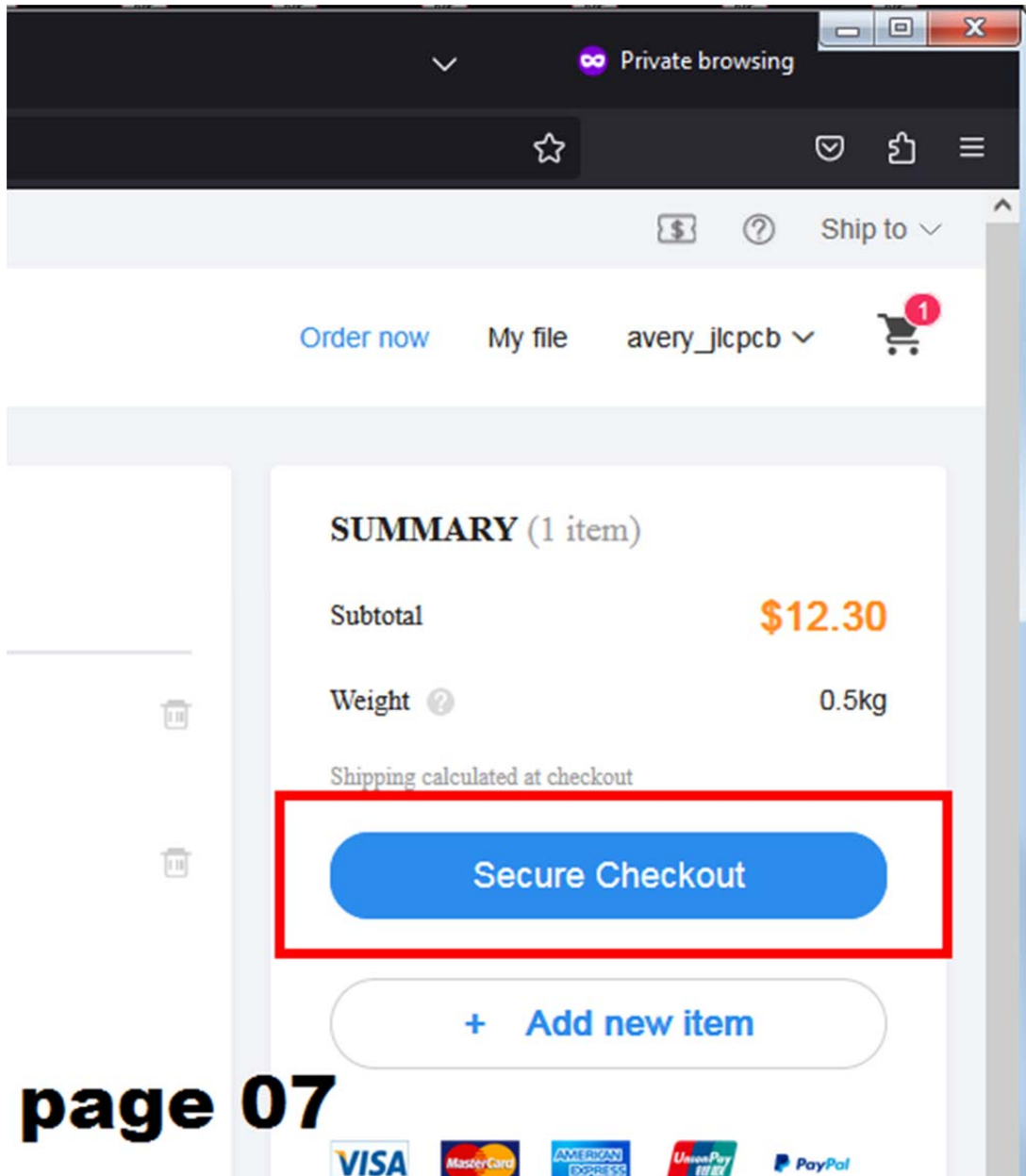
You have saved this PCB order, including all of your choices (quantity, color, thickness, no-gold, etc) into your shopping cart. Now open your shopping cart and buy!

The screenshot shows a web browser window in private browsing mode. The website is for ordering PCBs. At the top, there's a navigation bar with 'USDShip to', 'Order now', 'My file', and 'avery\_jlcpb'. A shopping cart icon with a red circle and the number '1' is highlighted, with a red arrow and the text 'next step' pointing to it. Below the navigation bar, the page is labeled 'page 06'. The main content area shows a list of items with a 'View Cart' button. The items are:

Item	Quantity	Price
Gerbers_for_Re...	25pcs	\$12.30

Below the items, there's a 'View Cart' button. Further down, there's a 'Build Time' section with two options: '2 days' (selected) for \$0.00 and '24 hours' for \$7.10. At the bottom, a red box highlights the 'Calculated Price' of \$12.30. A red text overlay at the bottom left says 'fab cost not including shipping'. At the very bottom, there's a link to 'Get Special offer by FastFEDA project >'.

The shopping cart contains your order. Let's now go to checkout, give our shipping info, and pay for the boards + shipping. Click on Secure Checkout.



JLCPCB asks for the address where you want the PCBs shipped. Study the questions below and have your answers ready.

JLC PCB Prototype & PCB Fabrication

+

← → ↻ 🏠

🔒 https://cart.jlcpb.com/payMethod?hasSmt=0&shoppingCartAccessIdList=b7cd83cbf0124a988

J@LC JLCPCB

SSL SECURED CHECKOUT  
Your Information is Protected

page 08

1.Shipping Address

Add a new shipping address

☐ Company

☒ Individual Customer

First Name \*

Last Name \*

Country / Region ▼

State \*

City \*

Street Address \*

Building/House No

Postal Code \*

▼

Cell/Mobile number \*

Save


I have provided fictitious information for A Very Phony Person , the new JLC customer. You should provide correct information about yourself and your ship-to address.

JLC PCB Prototype & PCB Fabricati X

+

← → ↻ 🏠

🔒 https://cart.jlcpb.com/payMethod?hasSmt=0&shoppingCartAccessIdList=b7cd83cbf0124

 SSL SECURED CHECKOUT  
Your Information is Protected

page 09

I.Shipping Address

Add a new shipping address

☐ Company

☒ Individual Customer

First Name \*  
AVERY

Last Name \*  
PHONYPERSON

UNITED STATES OF . ▼


Oklahoma ▼

City \*  
SAPULPA

Street Address \*  
124 S WATER ST

Building/House No

Postal Code \*  
74066

 +1 ▼

Cell/Mobile number \*  
9182272160

Save

Provide the credit card billing address / the PayPal billing address. Avery Phonyperson's billing address happens to be the same as his shipping address.)

The screenshot shows a web browser window with the JLCPCB logo and a URL bar containing a secure checkout link. The page is titled "page 10" and "SSL SECURED CHECKOUT". The main content area is divided into two sections: "Shipping Information" and "Billing Information". In the "Shipping Information" section, a radio button is selected for "AVERY PHONYPERSON | 124 S WATER ST, SAPULPA, Oklahoma, 74066, UN..." with a "Default" label. In the "Billing Information" section, the radio button for "Same as shipping address" is selected and highlighted with a red box. Below it, the "Add new billing address" option is unselected. At the bottom right, there is a "Back to Cart" link and a blue "Continue" button, which is also highlighted with a red box.

JLC PCB Prototype & PCB Fabricati X +

← → ↻ 🏠 🔒 https://cart.jlcpb.com/payMethod?hasSmt=0&shoppingCartAccessIdList=b7cd83cbf0124a988205e72f1c941b

**J@LC JLCPCB** SSL SECURED CHECKOUT  
Your Information is Protected

**page 10**

**1.Shipping Address**

Shipping Information [+Add new shipping address](#)

☒ AVERY PHONYPERSON | 124 S WATER ST, SAPULPA, Oklahoma, 74066, UN... Default

**Billing Information**

☒ Same as shipping address

☐ Add new billing address

Back to Cart Continue



Select one of the freight company shipping options that JLCPCB offers. You can watch the fees change as you rotate among the various shipping options.

JLC PCB Prototype & PCB Fabricati X

← → ↺ 🏠

🔒 https://cart.jlcpb.com/payMethod?hasSmt=0&shoppingCartAccessIdList=b7cd83cbf0124a988205e7

JLC JLCPCB

SSL SECURED CHECKOUT  
Your Information is Protected

page 11

1.Shipping Address

Change

Shipping Information

AVERY PHONYPERSON 9182272160

124 S WATER ST SAPULPA Oklahoma 74066 UNITED STATES OF AMERICA

Billing information

AVERY PHONYPERSON 9182272160

124 S WATER ST SAPULPA Oklahoma 74066 UNITED STATES OF AMERICA

2.Shipping Method

CPT (Carriage paid to a named destination, duty, customs and taxes fee collected at the time of delivery)

☒ DHL Express Worldwide

2-4 business days

If the duty&tax amount exceeds 500USD, customers shall pay it within 5 days, otherwise parcel will be returned to the sender.

☐ DHL Express Economy

3-5 business days

☐ UPS Express Saver

3-5 business days

☐ FedEx International Priority packet

4-6 business days

☐ Global Standard Direct Line

8-14 business days

The correct contact information must be provided to avoid having to pay for a second delivery fee. And last mile delivery is provided by USPS/PCF/ONTRAC/T FORCE/UDS

watch the shipping fees change

select one of these options



FYI: the option that I choose most frequently, is “DHS Express Worldwide” for shipping to the US. I find it to be a nice tradeoff between shipping delay and shipping cost.

1.Shipping Address

Shipping Information

AVERY PHONYPERSON 9182272160  
124 S WATER ST SAPULPA Oklahoma 74066 UNITED STATES OF AMERICA

Billing information

AVERY PHONYPERSON 9182272160  
124 S WATER ST SAPULPA Oklahoma 74066 UNITED STATES OF AMERICA

page 12

2.Shipping Method

CPT (Carriage paid to a named destination, duty, customs and taxes fee collected at the time of delivery)

☒ DHL Express Worldwide

2-4 business days

☐ DHL Express Economy

3-5 business days

☐ UPS Express Saver

3-5 business days

☐ FedEx International Priority packet

4-6 business days

☐ Global Standard Direct Line

8-14 business days

Merchandise Total

\$12.30

Shipping

\$25.84

Grand Total:

\$38.14

This is the option which I select more often than any other. It's a good balance between speed and price, in my opinion.

There are several payment options, but when individuals are buying PCBs for hobby projects, “Pay Directly” is probably the simplest and easiest option. **SUBMIT ORDER !**

JLC PCB Prototype & PCB Fabrication X +

← → ↻ 🏠 🔒 https://cart.jlcpb.com/payMethod?hasSmt=0&shoppingCartAccessIdList=b7cd83cbf0124a988205e72f1c941b4b

AVERY PHONYPerson 9182272160

124 S WATER ST SAPULPA Oklahoma 74066 UNITED STATES OF AMERICA

**Billing information**

AVERY PHONYPerson 9182272160

124 S WATER ST SAPULPA Oklahoma 74066 UNITED STATES OF AMERICA

**2.Shipping Method** Change

DHL Express Worldwide 2-4 business days

**3.Submit Order**

☒ Pay Directly(recommended)

We suggest you pay before file review to ensure high efficiency of production. If your file can't be approved to production after reviewing, you will get refund.

☐ Review Before Payment

You can pay after your file review is approved. File review is completed in 10 mins on working days(Mon-Sat 9am-6pm(GMT+8)). Your design will not be put into production until we receive payment.

**Submit Order**

I pay by credit card, which saves the USD 0.50 PayPal fee; you make your own choice. The total price is displayed at top right.

**4. Payment**

☐ JLCPCB Balance(Prepaid Wire Transfer) [Activate now](#)

JLCPCB accepts direct wire transfer from your bank to ours. You can pre-transfer money into our bank account, and the fund will be added to your JLCPCB Payment balance, then you can use the balance to pay for orders on JLCPCB.com. [How to top up money to JLCPCB Balance](#)

☐ PayPal [PayPal for \\$0.50](#)

☐ PayPal Agreement

☒ Credit Card/Debit Card

Card Number  
1234 1234 1234 1234

CVC Number CVC

Expiration Date MM / YY

**Coupons & Promotional codes**

☒ \$5.00 discount on first order

☐ Coupons You have 1 valid coupons

**New Customer Coupon** [ALL](#)

**\$10.00** Valid until 2023/11/26 [Detail](#)

For orders over \$15.00 on shipping

**your choice**

**page 14**

**Tough decision!!**  
**Do you take the \$10 coupon now, and discard the \$5 discount for first order?**

**Depends on whether you will place another JLCPCB order before 2023/11/26**

**SUMMARY**

Merchandise Total	\$12.30
Shipping	\$25.84
Discount	-\$5.00
Sales Tax	\$2.73
<a href="#">Apply for Tax Exempt</a>	
<b>Grand Total:</b>	<b>\$35.87</b>

**AMOUNT CHARGED TO YOUR CREDIT CARD**

Complete the transaction and congratulations!! You've ordered PCBs. You can log in to JLCPCBs website as often as you wish, to track the progress of your order thru the fab.