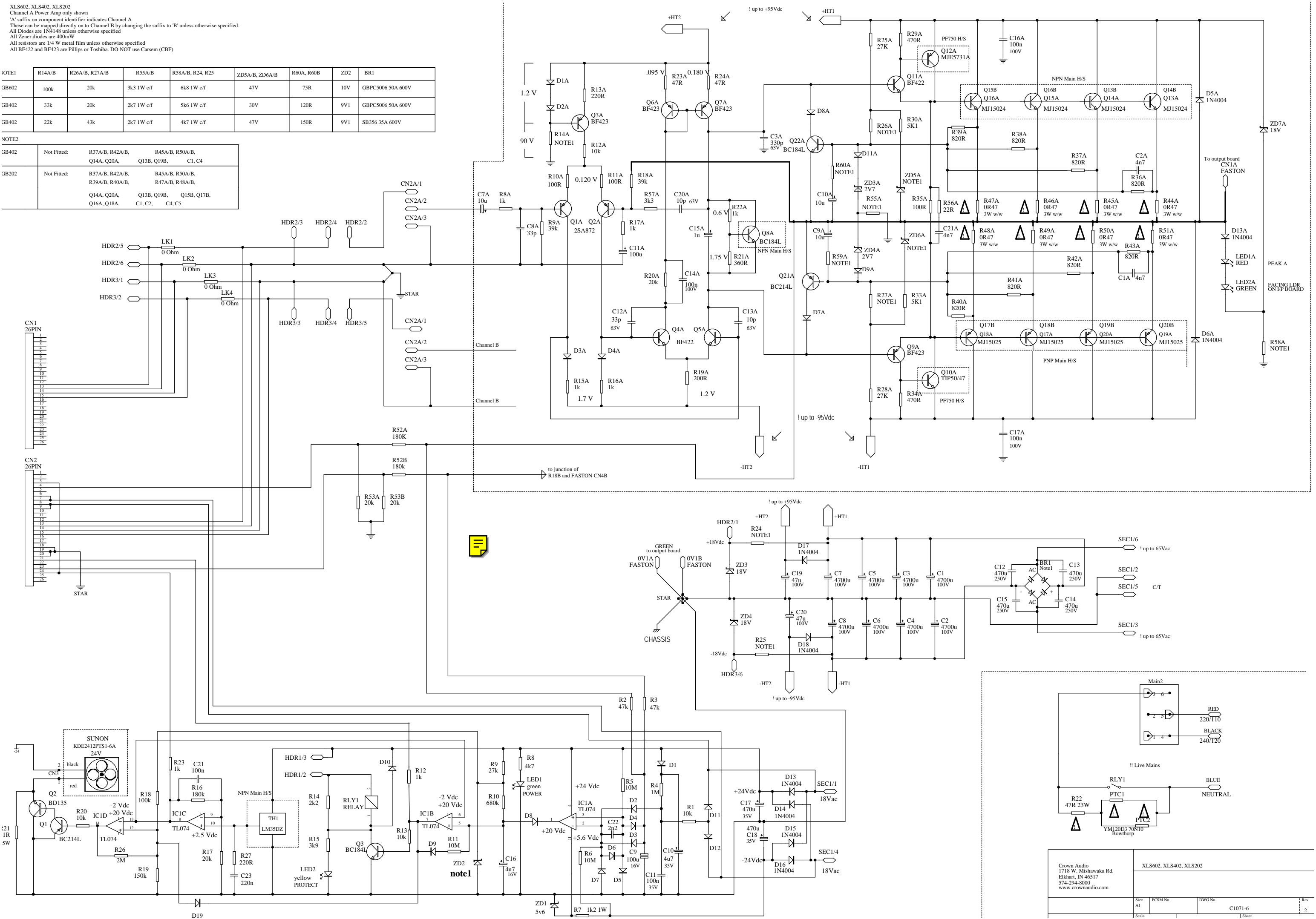


XLS602, XLS402, XLS202
Channel A Power Amp only shown
'A' suffix on component identifier indicates Channel A
These can be mapped directly on to Channel B by changing the suffix to 'B' unless otherwise specified.
All Diodes are 1N4148 unless otherwise specified
All Zener diodes are 400mW
All resistors are 1/4 W metal film unless otherwise specified
All BF422 and BF423 are Philips or Toshiba. DO NOT use Carsem (CBF)

NOTE1	R14A/B	R26A/B, R27A/B	R55A/B	R58A/B, R24, R25	ZD5A/B, ZD6A/B	R60A, R60B	ZD2	BR1
GB602	100k	20k	3k3 1W c/f	6k8 1W c/f	47V	75R	10V	GBPC5006 50A 600V
GB402	33k	20k	2k7 1W c/f	5k6 1W c/f	30V	120R	9V1	GBPC5006 50A 600V
GB402	22k	43k	2k7 1W c/f	4k7 1W c/f	47V	150R	9V1	SB356 35A 600V

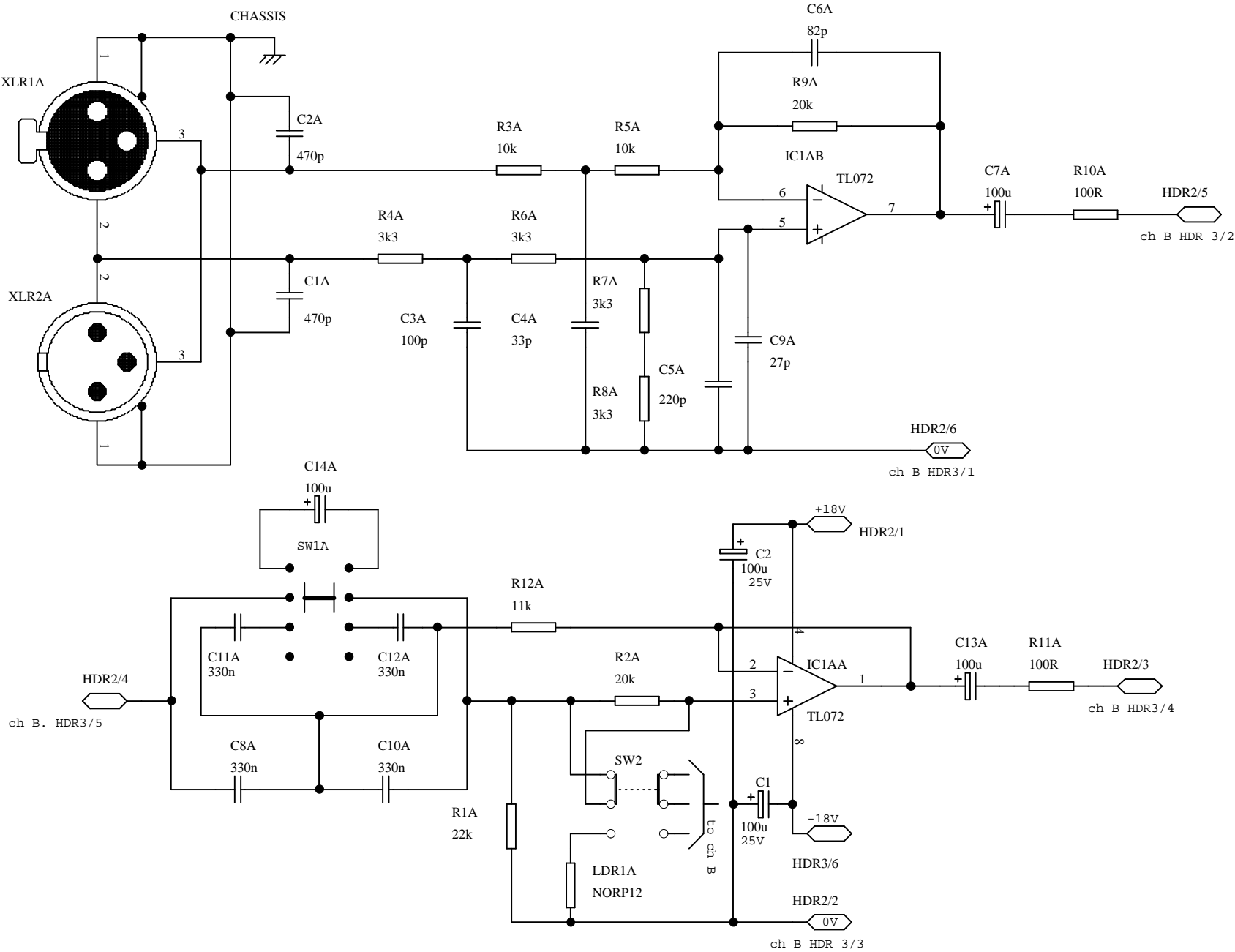
NOTE2	GB402	Not Fitted:	R37A/B, R42A/B, Q14A, Q20A, Q13B, Q19B, C1, C4	R45A/B, R50A/B, Q15B, Q17B, C1, C2, C4, C5
	GB202	Not Fitted:	R37A/B, R42A/B, R39A/B, R40A/B, Q14A, Q20A, Q16A, Q18A,	R45A/B, R50A/B, R47A/B, R48A/B, Q13B, Q19B, Q15B, Q17B, C1, C2, C4, C5



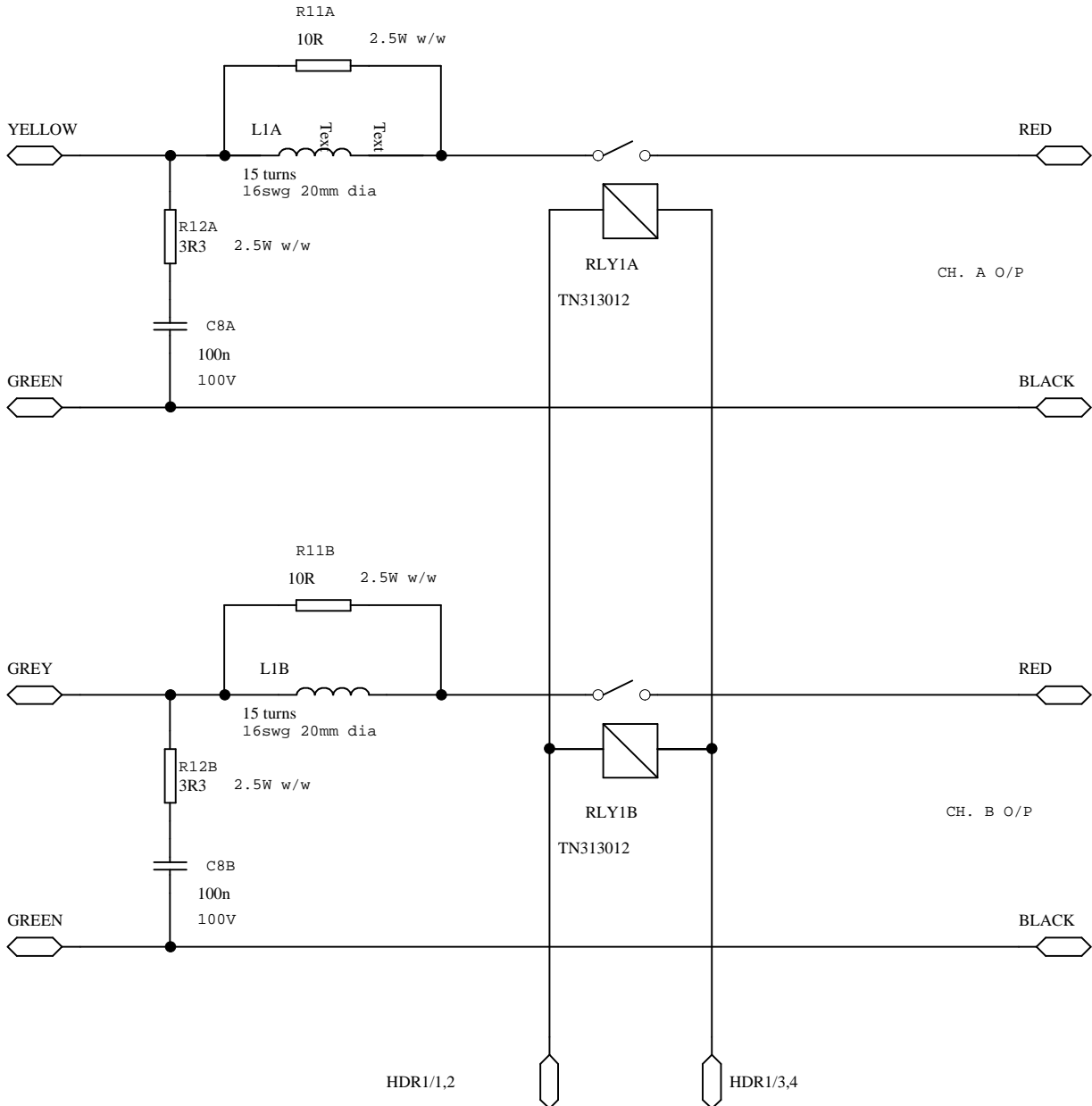
Input BoardC1073-6

Channel A only shown

Channel B is same except component Identifiers have 'B' suffix
All resistors are 1/4 W m/f



Output Board C1072-6



Crown Audio
1718 W. Mishawaka Rd.
Elkhart, IN 46517
574-294-8000
www.crownaudio.com

XLS602, XLS402, XLS202

<div>Crown Audio</div> <div>1718 W. Mishawaka Rd. Elkhart, IN 46517 574-294-8000 www.crownaudio.com</div>				XLS602, XLS402, XLS202			
Size A3		FCSM No.		DWG No. I/p board C1073-6 Op board C1072-6		Rev 1	
Scale				Sheet 0 of 0		A.C.	

A