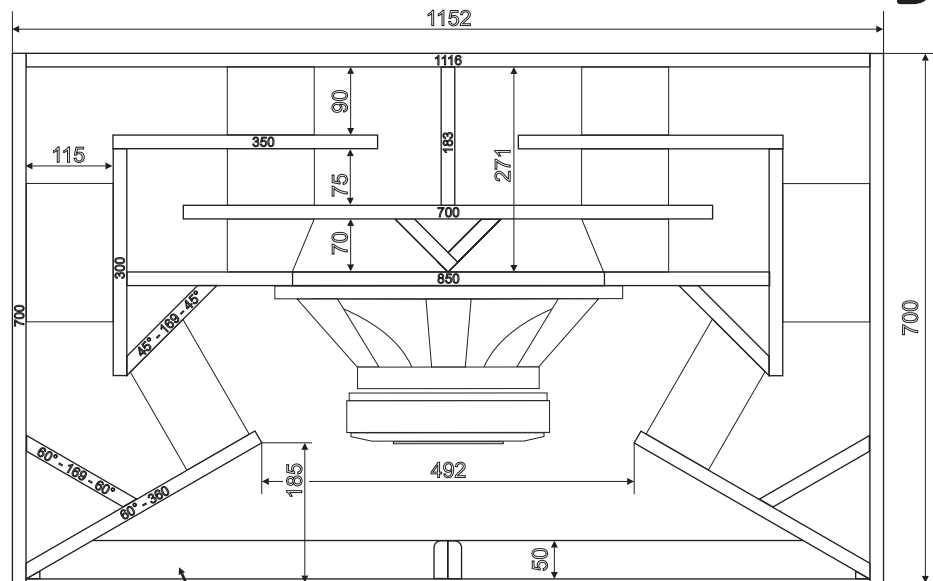
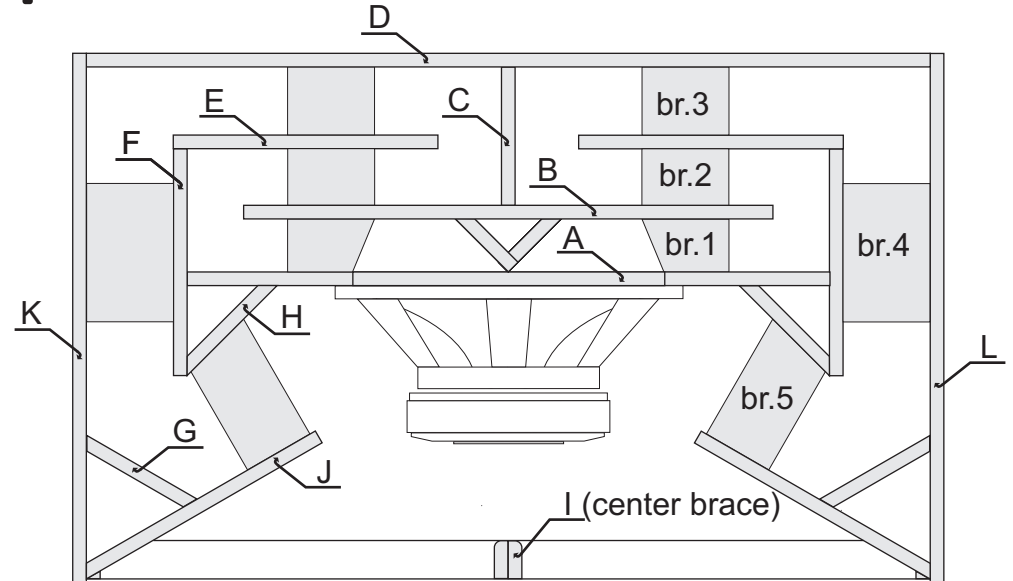
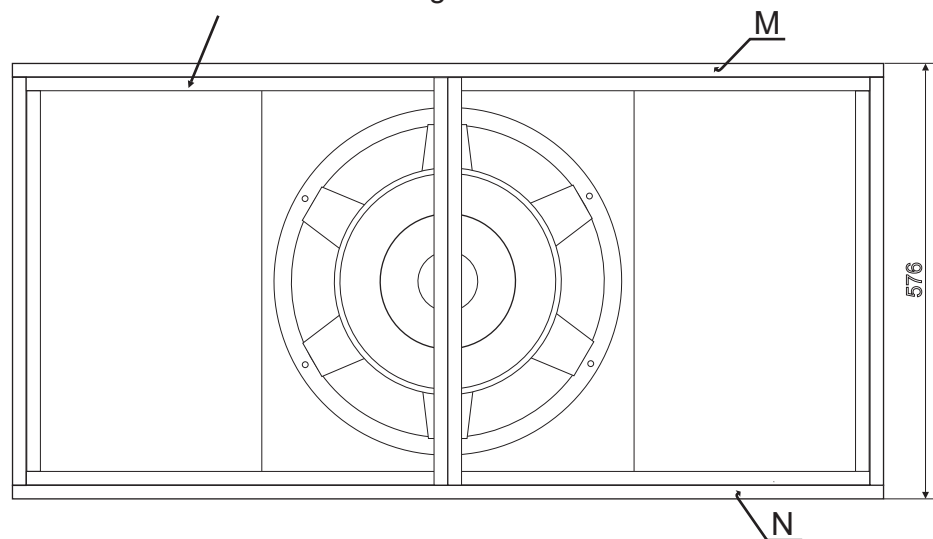


CBX-I8 Cyclops Extended



*double edging (50mm wide)
5mm recessed from front edge



Based on 18mm panel

A 850 x 540

B 700 x 540

C 183 x 540

D 1116 x 540

E 350 x 540

F 300 x 540

G 169 x 540 - booth ends 60° (30° cut-off)

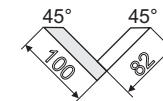
H 169 x 540 - booth ends 45°

I 50 x 540 - (2 laminated together) - center brace

J 360 x 540 - one end 60° (30° cut-off)

K/L 700 x 540

M/N 1152 x 700



br.1 115 x 70

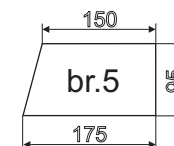
br.2 115 x 75

br.3 115 x 90

br.4 115 x 183

br.5 175 x 95

all braces - single on cabinet centerline
only braces "br.5" doubled, on equal distance
* double front edge - to stiffen horn mouth
and for protecting grille mounting



designed by:
Stipe Ercegovic, 2010
stipe@pro-lux.hr