

# CFM201S SERIES

## 200 WATT AC-DC OPEN FRAME WITH PFC

### Features

- Universal Input : 90 ~ 264Vac
- Active PFC Meets EN61000-3-2
- Conductive EMI Meets CISPR/FCC Class B
- High Efficiency at 92% Typical
- Remote Voltage Sense
- Over temperature protection



Model	Output Voltage	Output Current		Min. Load	Ripple & Noise	Voltage Accuracy	Line Regulation	Voltage ADJ.Range	Load Regulation	EFF. TYP
		Rated1	Rated2							
Main Output Voltage										
CFM201S120	+12 V	16.67A	12.5A	0 A	120mV	± 1%	± 0.5%	11.4~12.6	± 1%	89%
CFM201S240	+24 V	8.34A	6.25A	0 A	150mV	± 1%	± 0.5%	22.8~25.2	± 1%	90%
CFM201S360	+36 V	5.56A	4.17A	0 A	150mV	± 1%	± 0.5%	34.2~37.8	± 1%	91%
CFM201S480	+48 V	4.17A	3.13A	0 A	150mV	± 1%	± 0.5%	45.6~50.4	± 1%	92%
Fan Output Voltage										
All	+12V	0.5A		0A	120mV	± 3%	± 1%	--	± 5%	--

Note:1.Rated1:Forced air convection  
2.Rated2:Natural convection

## Specifications

### INPUT SPECIFICATIONS:

AC Input Voltage ..... 90~264Vac  
 Input current.....2.1A/115Vac,1.1A/230Vac  
 Frequency ..... 47 to 63Hz  
 Inrush Current ..... 100A max. @240Vac Cool Start  
 EMI .....CISPR/FCC Class B  
 Isolation ..... Input to output = 424VDC  
 Leakage Current ..... 3.5mA max.

### OUTPUT SPECIFICATIONS:

Total Rated Output Power ..... 200W  
 Hold-up Time ..... 10ms typ @115Vac.  
 Over Voltage Protection ..... Hiccup mode(Auto Recovery)  
 Over Temperature Protection ..... Auto Recovery  
 Short Circuit Protection..... Auto Recovery  
 Temperature Coefficient..... $\pm 0.05\%$ °C

### ENVIRONMENTAL CHARACTERISTICS:

Operating Temperature Humidity.....93% max. non-condensing  
 Operating Temperature..... -20~80°C (see derating curve)  
 Operating altitude.....2000m  
 Storage Temperature ..... -20~85°C  
 Cooling.....Natural convection for 150W and forced air convection(19CFM FAN) for 200W

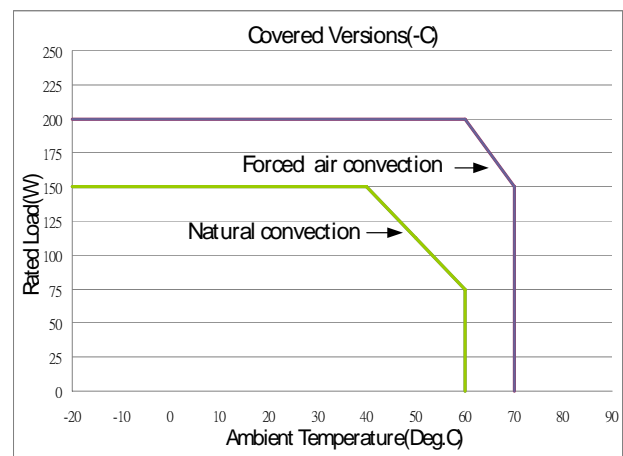
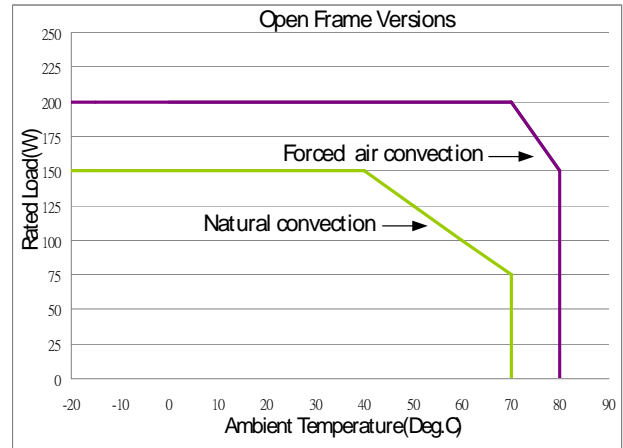
### MECHANICAL CHARACTERISTICS:

Dimensions.....  
 Open frame versions 5.00x3.00x1.44 Inches (127x76.20x36.60mm)  
 Covered versions 5.35x3.46x1.92 Inches (136x88x49.0mm)  
 Weight..... Open frame versions 400g  
 Covered versions 500g

### NOTE:

1. Add a 0.1uF ceramic capacitor and a 10uF E.L. capacitor to output for Ripple & Noise measuring @20MHz BW
2. Voltage accuracy is set at 60% rated load and 25°C.Ta.
3. Line regulation is measured from High Line to Low Line with rated load.
4. Load regulation is measured from Full to 10% load.
5. Standard input and output connectors (CN1 and CN2) mate with JST housing VHR series or equivalent.
6. Optional Input and output connectors (CN1 and CN2) wafer with LONG CHU P3060 series and mate with MOLEX housing 5195 series or equivalent .
7. Output connector CN3(Remote voltage sense) mates with MOLEX housing 5051 or equivalent.
8. Output connector CN4(Fan output) mates with MOLEX housing 5051 or equivalent
9. For covered versions add ' -C' to model number or order part no. For example CFM201S120 -C.

## CFM201S Series Derating Curve

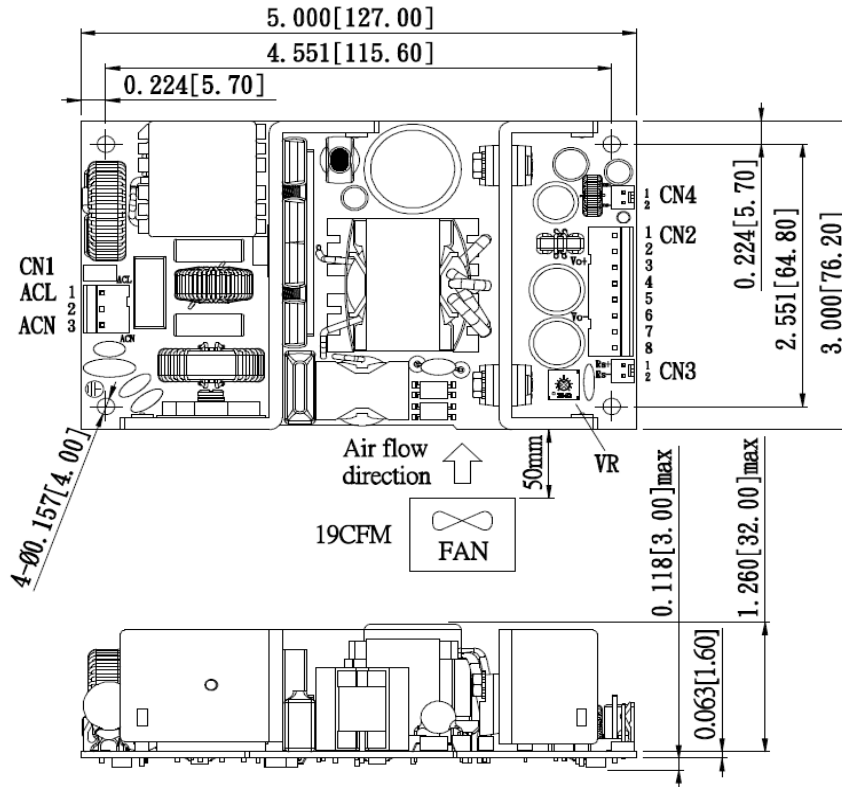


PIN CONNECTION		
CN1(AC input)		
PIN	Name	Note
1	ACL	Line
2	-	-
3	ACN	Neutral
CN2(DC Output)		
PIN	Name	Note
1~4	Vout(+)	+Vout
5~8	Vout(-)	Ground
CN3(Remote voltage sense)		
PIN	Name	Note
1	Rs+	Remote voltage sense+
2	Rs-	Remote voltage sense-
CN4(Fan output)		
PIN	Name	Note
1	FAN V+	Fan output+
2	FAN V-	Fan output-

## Mechanical Specification

All Dimensions are in inches[mm]  
Tolerances: Inches: X.XXX±0.02  
Millimeters: X.XX±0.5

### Open Frame Versions



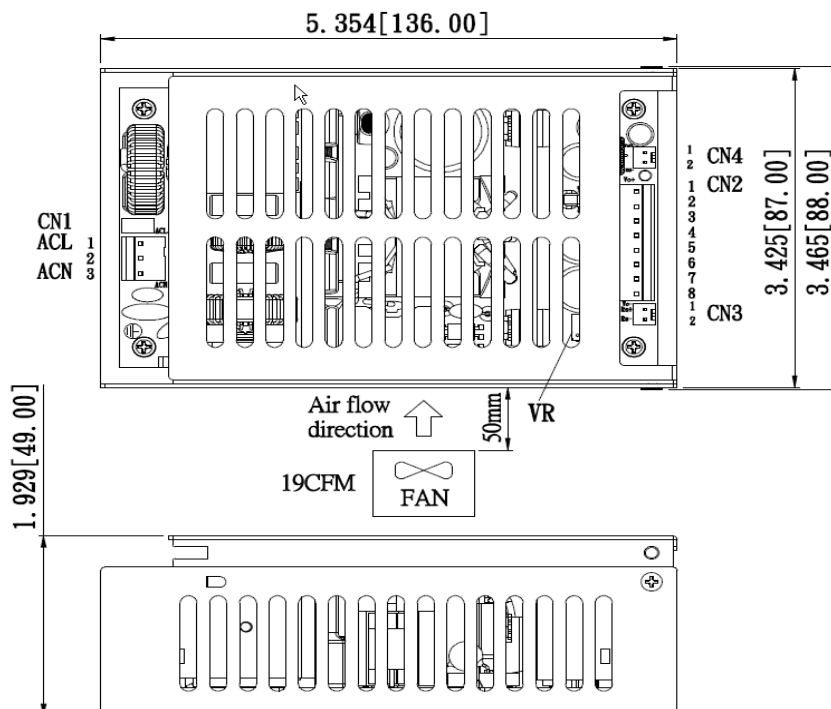
CN1:  
PIN CONNECTION

Pin	Function
1	ACL
2	-
3	ACN

CN2:  
PIN CONNECTION

Pin	Function	Pin	Function
1	Vout(+)	5	Vout(-)
2	Vout(+)	6	Vout(-)
3	Vout(+)	7	Vout(-)
4	Vout(+)	8	Vout(-)

### Covered Versions (-C)



CN3:  
PIN CONNECTION

Pin	Function
1	Rs+
2	Rs-

CN4:  
PIN CONNECTION

Pin	Function
1	FAN V+
2	FAN V-

Typical at 25°C, nominal line and 60% load, unless otherwise Specified.

# Mouser Electronics

Authorized Distributor

Click to View Pricing, Inventory, Delivery & Lifecycle Information:

Cincon:

[CFM201S120](#) [CFM201S240](#) [CFM201S360](#) [CFM201S480](#)