

6

5

4

3

2

1

REVISION RECORD

LTR	ECO NO:	APPROVED:	DATE:

Notes:

Q1, Q2, Q6, & Q7 use Idss 7-9 mA, BL grade

Q3 & Q8 use Idss > 10mA or V grade, or 2SK389V

Q5 & Q10 use Idss > 15mA, V grade; or parallel 2 BL grade

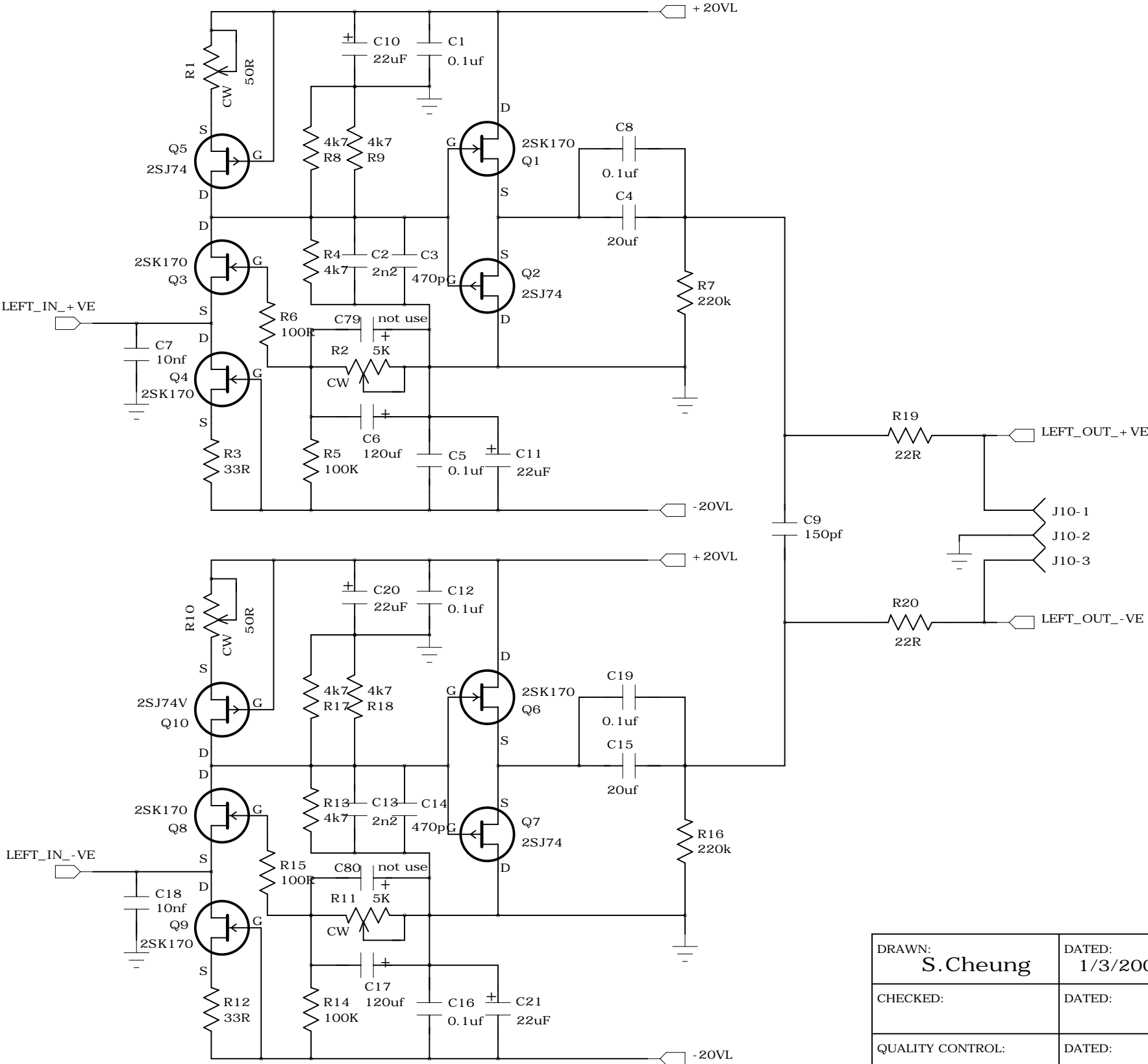
Q4 & Q9 use Idss 6-7 mA, BL grade

Matched all Idss for best performance!

Use 1.5k to replace R4, R8 & R9 and R13, R17 & R18

Use 2700pf to replace C2 & C3 and C13 & C14

R1 and R10 can use 50 to 100 ohm 20T pot



DRAWN: S.Cheung	DATED: 1/3/2007
CHECKED:	DATED:
QUALITY CONTROL:	DATED:
RELEASED:	DATED:

COMPANY: DIY FUN			
TITLE: Jfet IV Left Channel			
CODE:	SIZE: B	DRAWING NO:	REV: 1
SCALE: Total 8 pages		SHEET: OF 1	

6

5

4

3

2

1

REVISION RECORD

LTR	ECO NO:	APPROVED:	DATE:

D

D

C

C

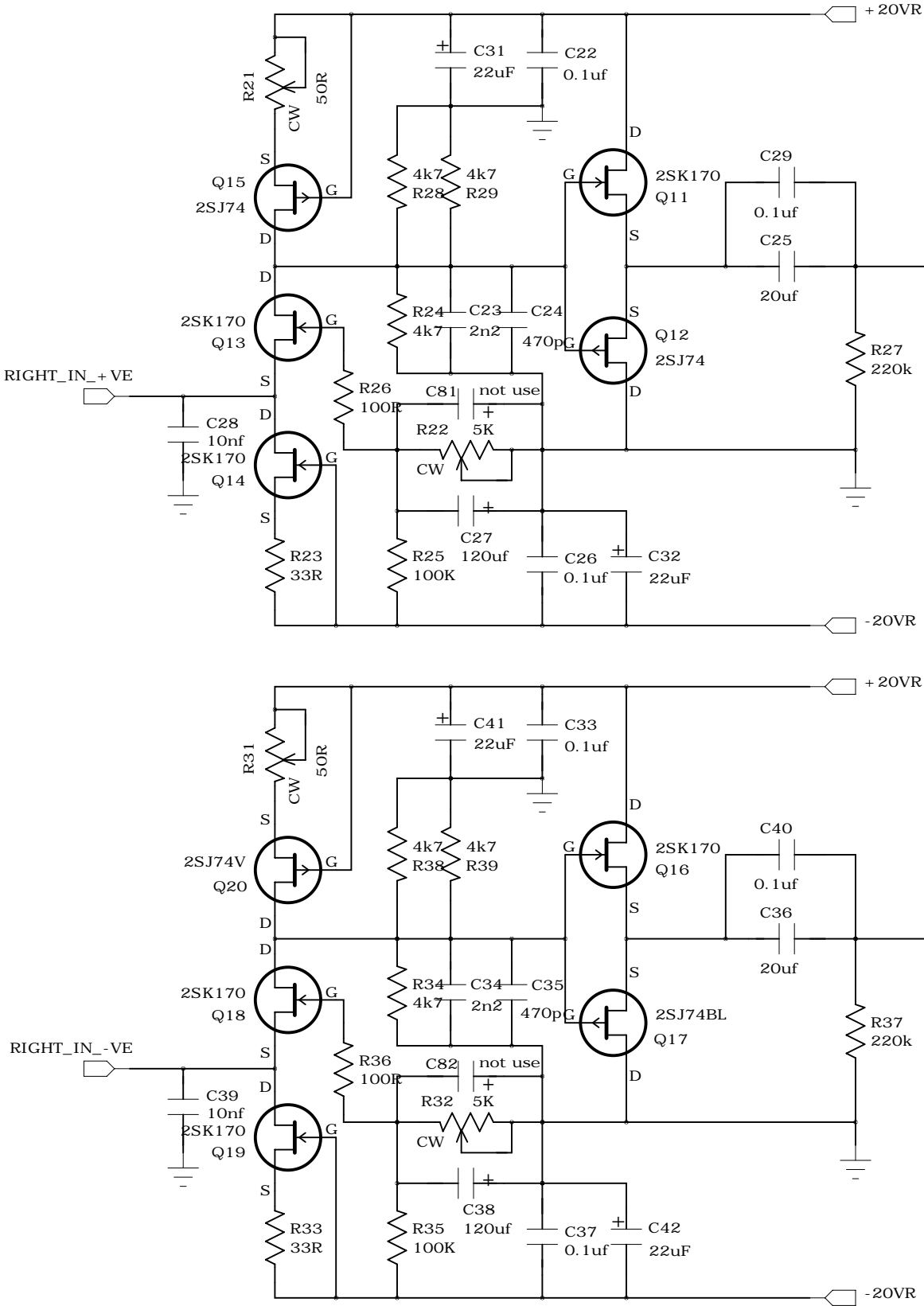
B

B

A

A

Same notes as in Left Channel Jfet IV



DRAWN:	DATED:
CHECKED:	DATED:
QUALITY CONTROL:	DATED:
RELEASED:	DATED:

COMPANY:			
TITLE:			
Jfet IV Right Channel			
CODE:	SIZE:	DRAWING NO:	REV:
	B		A
SCALE:		SHEET:	OF 2

6

5

4

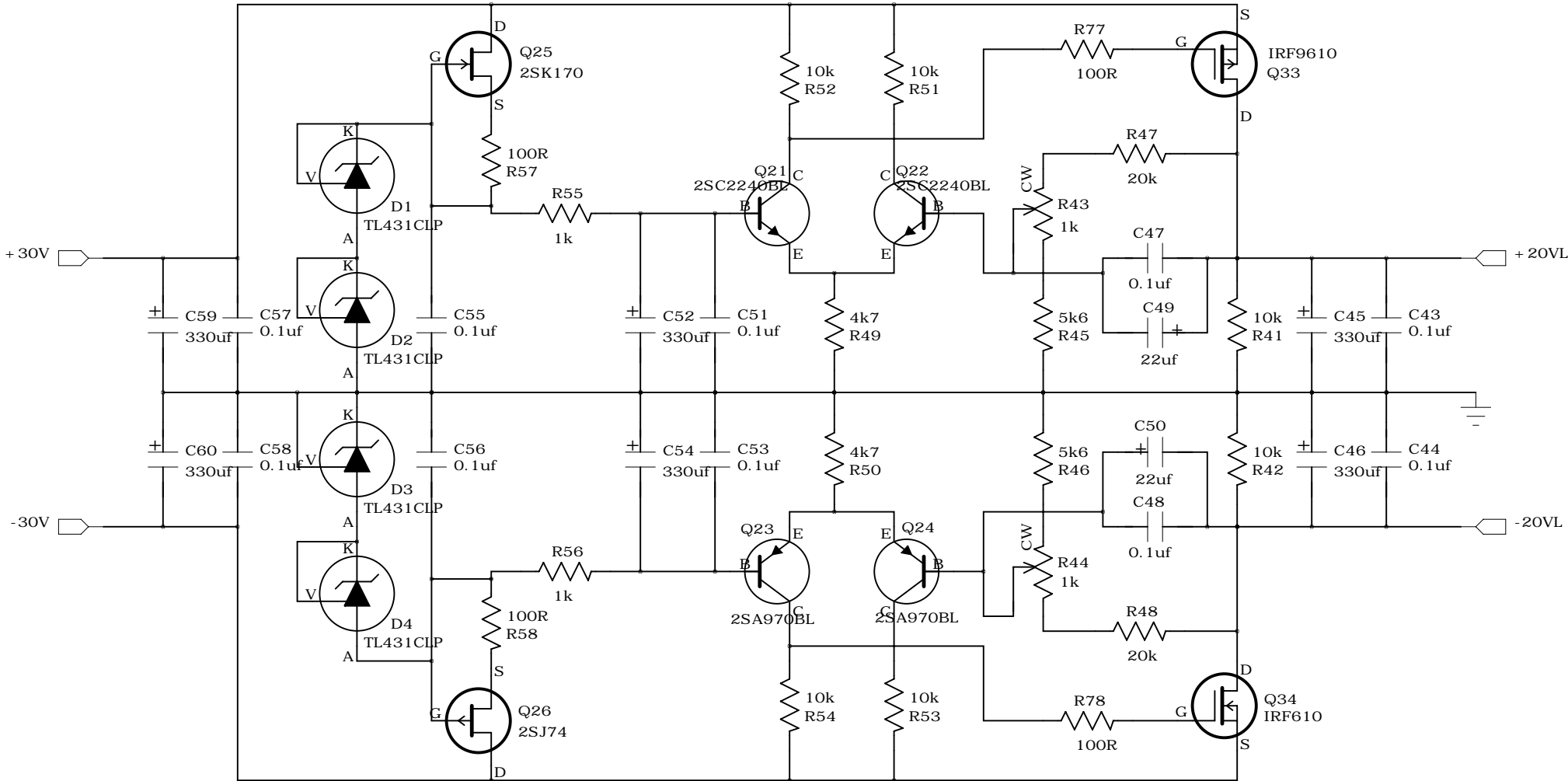
3

2

1

REVISION RECORD

LTR	ECO NO:	APPROVED:	DATE:



Notes:

- Q25 & Q26 use Idss 6-7 mA
- D1 & D2 and D3 & D4 is 5V voltage reference, or LM336-5V one pc
- Q21 & Q22 hfe > 350, or use BC550C
- Q23 & Q24 hfe > 350, or use BC557C
- Q33 and Q34 add small heat sink
- Q25, Q26 and its source resistor can be replaced by 2mA current diode J508

COMPANY:			
TITLE:			
REGULATOR LEFT JFET IV			
CODE:	SIZE:	DRAWING NO:	REV:
SCALE:		SHEET: OF	3

6

5

4

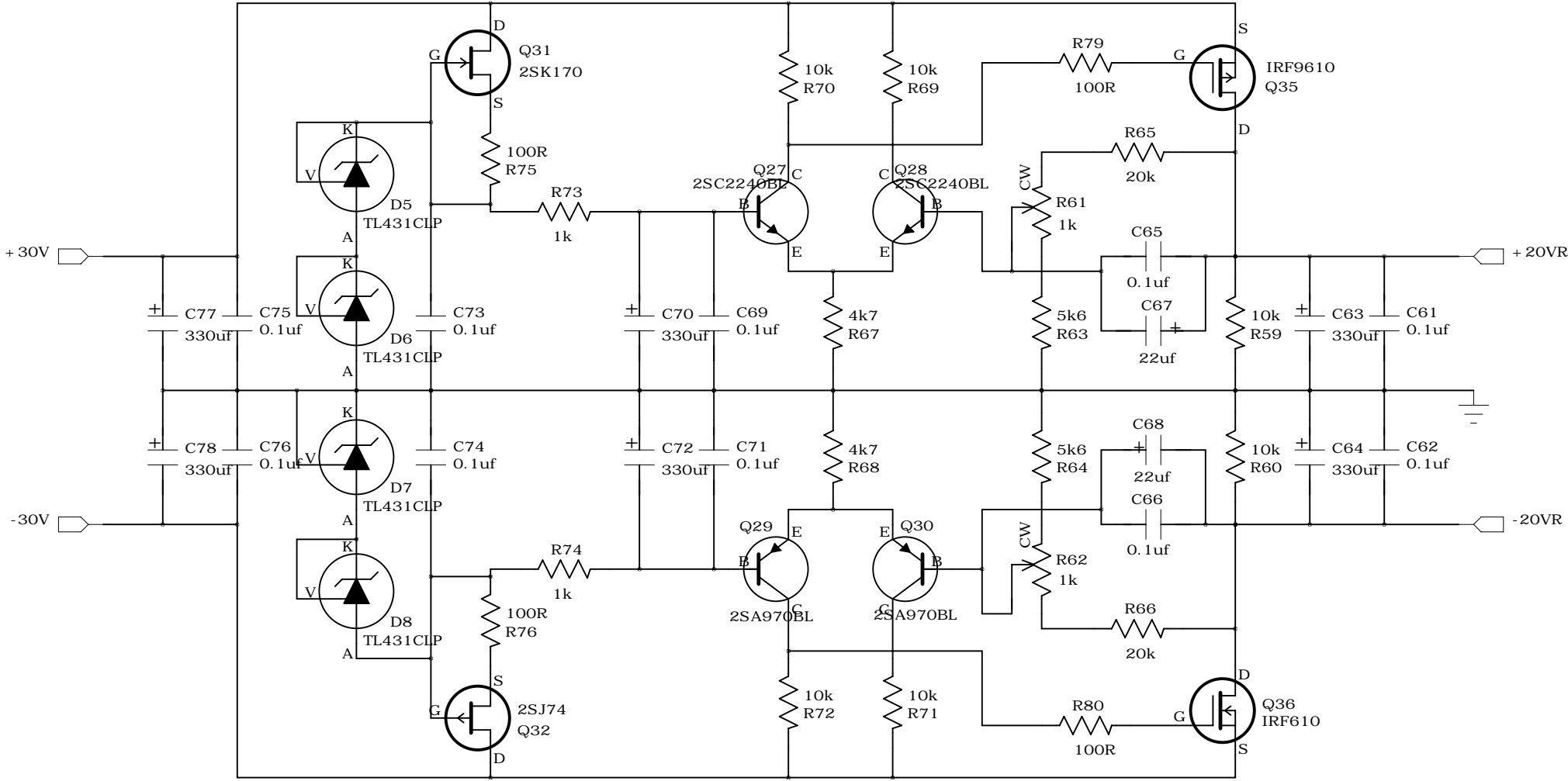
3

2

1

REVISION RECORD

LTR	ECO NO:	APPROVED:	DATE:



Same notes as in Left Channel Regulator

COMPANY:			
TITLE: REGULATOR RIGHT JFET IV			
CODE:	SIZE:	DRAWING NO:	REV:
SCALE:		SHEET: OF 4	

DRAWN:	DATED:
CHECKED:	DATED:
QUALITY CONTROL:	DATED:
RELEASED:	DATED: