

<2>-2 data




fig. 1 ADD DC SERVO 10Hz
UPPER OUTPUT 1.0V/DIV
Lower INPUT 0.2V/DIV

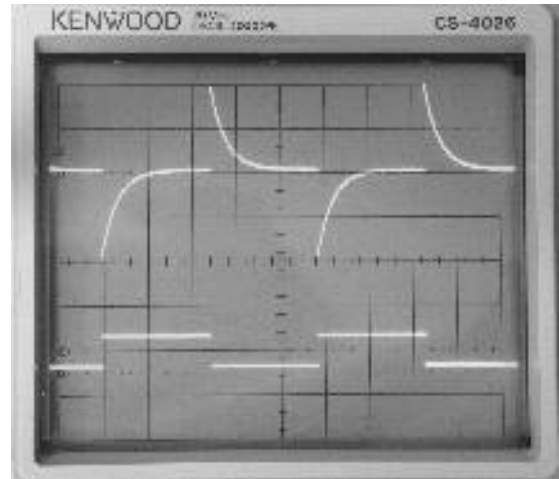


fig. 2 NORMAL DC SERVO 10Hz
UPPER OUTPUT 1.0V/DIV
Lower INPUT 0.2V/DIV




fig. 3 ADD DC SERVO 100Hz
UPPER OUTPUT 1.0V/DIV
Lower INPUT 0.2V/DIV

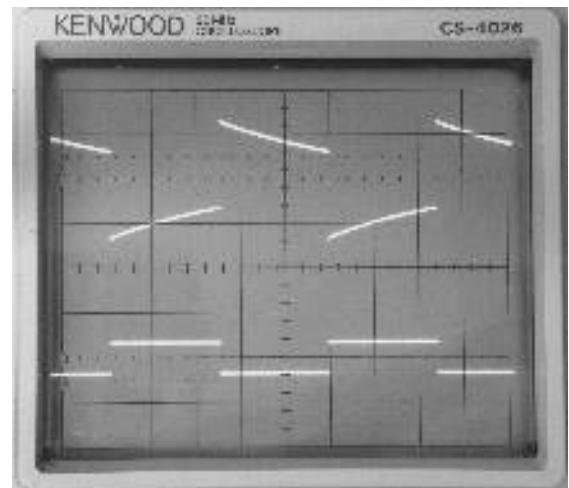


fig. 4 NORMAL DC SERVO 100Hz
UPPER OUTPUT 1.0V/DIV
Lower INPUT 0.2V/DIV




fig. 5 ADD DC SERVO 1KHz
UPPER OUTPUT 1.0V/DIV
Lower INPUT 0.2V/DIV




fig. 6 NORMAL DC SERVO 1KHz
UPPER OUTPUT 1.0V/DIV
Lower INPUT 0.2V/DIV