

## Sequence Report



### Summary

#### Signal Path1

Signal Path Setup	✓ PASSED
Level and Gain	✓ PASSED
THD+N	✓ PASSED
Frequency Response	✓ PASSED
Signal to Noise Ratio	✓ PASSED
Crosstalk, One Channel Undriven	✓ PASSED
Interchannel Phase	✓ PASSED
Stepped Frequency Sweep	✓ PASSED

#### Sequence Result:

Sequence Result: ✓ PASSED

## Sequence Report



### Signal Path1 : Signal Path Setup

Output Connector:	Analog Unbalanced
Channels:	2
Source Impedance:	50 ohm
Output EQ:	None
Input Connector:	Analog Unbalanced
Channels:	2
Termination:	100 kohm
Input Bandwidth:	AC (<10 Hz) - AES17 (20 kHz)
Device Delay:	0.000 s
Input EQ:	None

#### • References

dBr G:	634.4 mVrms
dBm (Output Power):	600.0 ohm
W(watts) (Output Power):	8.000 ohm
Shared Frequency Reference:	1.00000 kHz
dBrA:	1.000 Vrms
dBrB:	1.000 Vrms
dBrA Offset:	0.000 dB
dBrB Offset:	0.000 dB
dB SPL1:	10.00 mVrms
dB SPL2:	10.00 mVrms
dB SPL1 Calibrator Level:	94.000 dB SPL
dB SPL2 Calibrator Level:	94.000 dB SPL
dBm (Input Power):	600.0 ohm
W(watts) (Input Power):	8.000 ohm

#### • DCX

DCX is not detected.

## Sequence Report



### Signal Path1 : Verify Connections

Waveform: Sine

Generator Level: 634.4 mVrms

DC Offset: 0.000 V

Frequency: 1.00000 kHz

### RMS Level (3/16/2017 12:50:16.273 PM)

Ch1 6.322 Vrms

Ch2 6.325 Vrms

### Gain (3/16/2017 12:50:16.273 PM)

Ch1 19.971 dB

Ch2 19.974 dB

### THD+N Ratio (3/16/2017 12:50:16.273 PM)

Ch1 0.013133 %

Ch2 0.012547 %

### Frequency (3/16/2017 12:50:16.273 PM)

Ch1 1.00000 kHz

Ch2 1.00000 kHz

### Signal Path1 : Level and Gain

Waveform: Sine

Generator Level: 634.4 mVrms

DC Offset: 0.000 V

Frequency: 1.00000 kHz

### RMS Level (3/16/2017 12:50:17.864 PM)

Ch1 6.323 Vrms

Ch2 6.325 Vrms

### Gain (3/16/2017 12:50:17.864 PM)

Ch1 19.971 dB

Ch2 19.974 dB

### Peak Level (3/16/2017 12:50:17.864 PM)

Ch1 8.932 V

Ch2 8.936 V

## Sequence Report



Signal Path1 : THD+N

Waveform: Sine  
 Generator Level: 634.4 mVrms  
 DC Offset: 0.000 V  
 Frequency: 1.00000 kHz  
 Low-pass Filter: 20 kHz  
 Weighting Filter: Signal Path  
 High-pass Filter: 20 Hz  
 Notch Tuning Mode: Measured Frequency

THD+N Ratio (3/16/2017 12:50:19.846 PM)

Ch1 0.007539 %

Ch2 0.006918 %

THD+N Level (3/16/2017 12:50:19.846 PM)

Ch1 476.7 uVrms

Ch2 437.6 uVrms

THD Ratio (3/16/2017 12:50:19.846 PM)

Ch1 0.007361 %

Ch2 0.006751 %

THD Level (3/16/2017 12:50:19.846 PM)

Ch1 465.7 uVrms

Ch2 427.2 uVrms

Noise Ratio (3/16/2017 12:50:19.846 PM)

Ch1 0.001501 %

Ch2 0.001474 %

Noise Level (3/16/2017 12:50:19.846 PM)

Ch1 94.96 uVrms

Ch2 93.26 uVrms

Distortion Product Ratio (3/16/2017 12:50:19.846 PM)

Channel	F	H2	H3	H4	H5	H6	H7	H8	H9	H10
	1.000k	2.000k	3.000k	4.000k	5.000k	6.000k	7.000k	8.000k	9.000k	10.00k
Ch1	100.00	0.00	0.01	0.00	0.00	0.00	0.00	0.00	0.00	0.00
	1.000k	2.000k	3.000k	4.000k	5.000k	6.000k	7.000k	8.000k	9.000k	10.00k
Ch2	100.00	0.00	0.00	0.00	0.00	0.00	0.00	0.00	0.00	0.00

Distortion Product Ratio Parameters

Frequency Unit: Hz

Ratio Unit: %

Distortion Product Level (3/16/2017 12:50:19.846 PM)

## Sequence Report



Channel	F	H2	H3	H4	H5	H6	H7	H8	H9	H10
	1.000k	2.000k	3.000k	4.000k	5.000k	6.000k	7.000k	8.000k	9.000k	10.00k
Ch1	6.326	135.9 u	344.1 u	25.47 u	103.3 u	16.78 u	144.2 u	11.15 u	122.1 u	4.201 u
	1.000k	2.000k	3.000k	4.000k	5.000k	6.000k	7.000k	8.000k	9.000k	10.00k
Ch2	6.329	39.14 u	307.9 u	35.39 u	115.2 u	18.44 u	154.0 u	9.580 u	122.2 u	20.35 u

### Distortion Product Level Parameters

Frequency Unit: Hz

Level Unit: Vrms

## Sequence Report



Signal Path1 : Frequency Response

Generator Level: 634.4 mVrms

DC Offset: 0.000 V

EQ: None

Start Frequency: 20.0000 Hz

Stop Frequency: 20.0000 kHz

Sweep: 350.0 ms

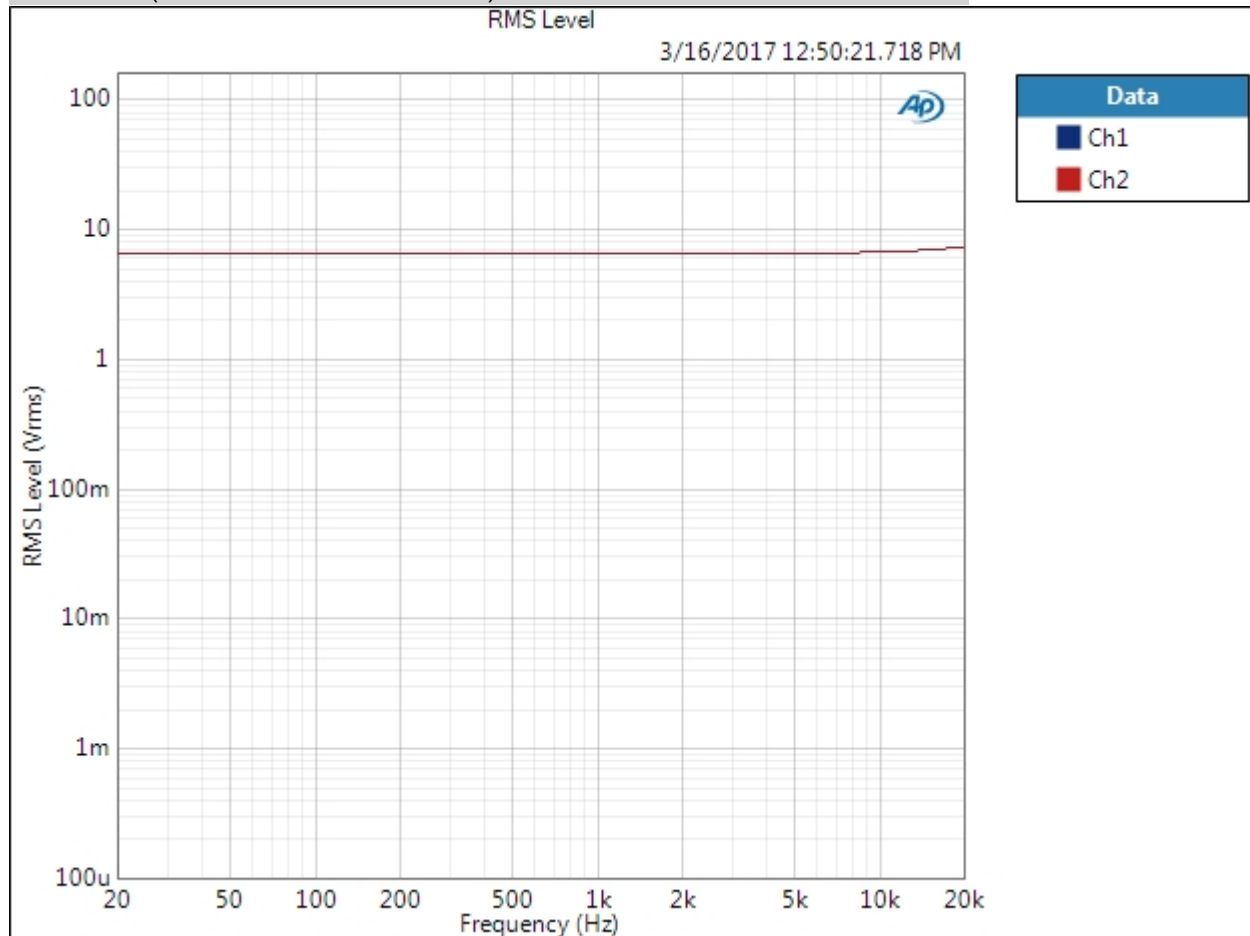
Pre-Sweep: 100.0 ms

Extend Acquisition By: 50.00 ms

Secondary Source: None

Measured 1 3/16/2017 12:50:21 PM

RMS Level (3/16/2017 12:50:21.718 PM)

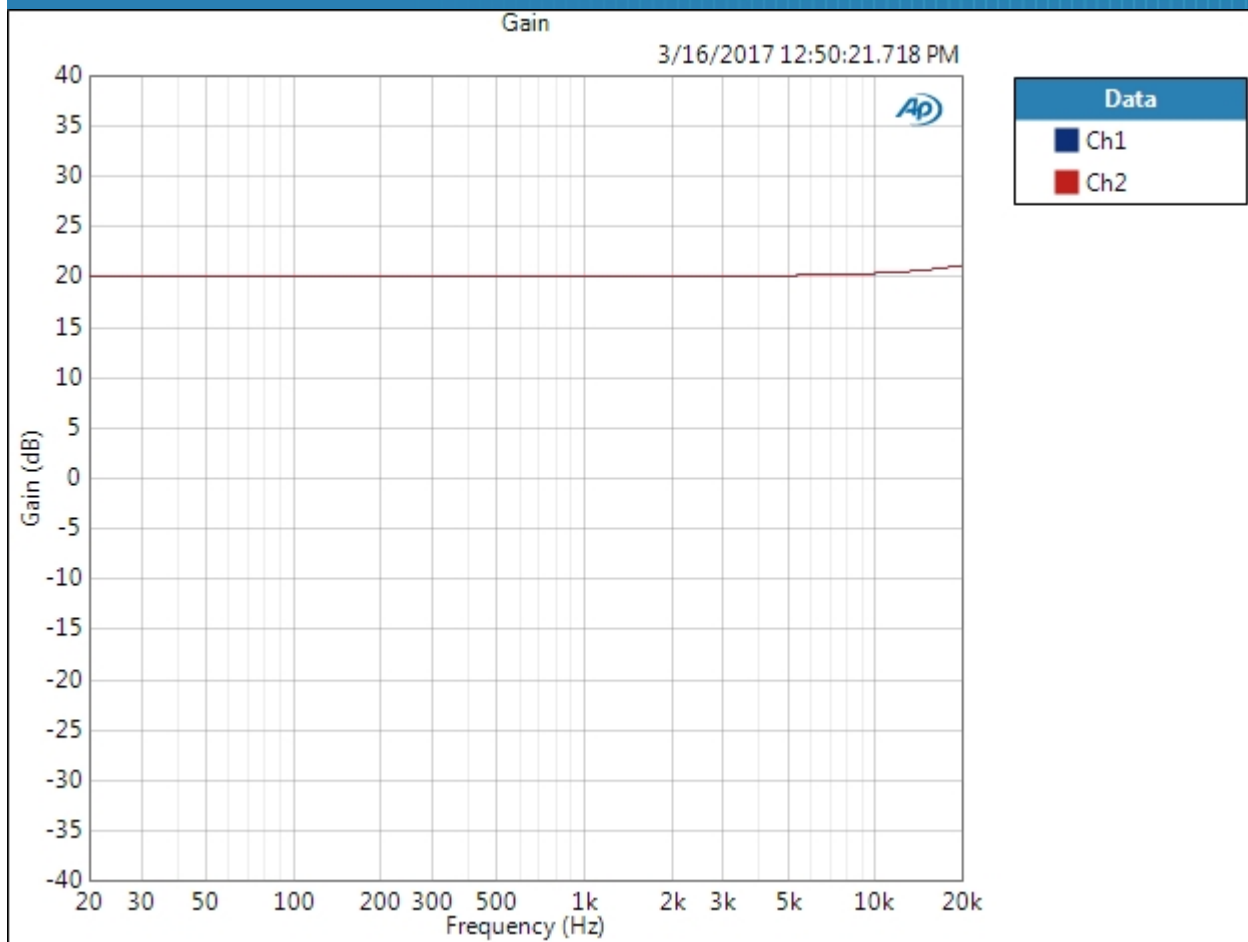


Result: PASSED

Gain (3/16/2017 12:50:21.718 PM)

3/16/2017 12:50 PM

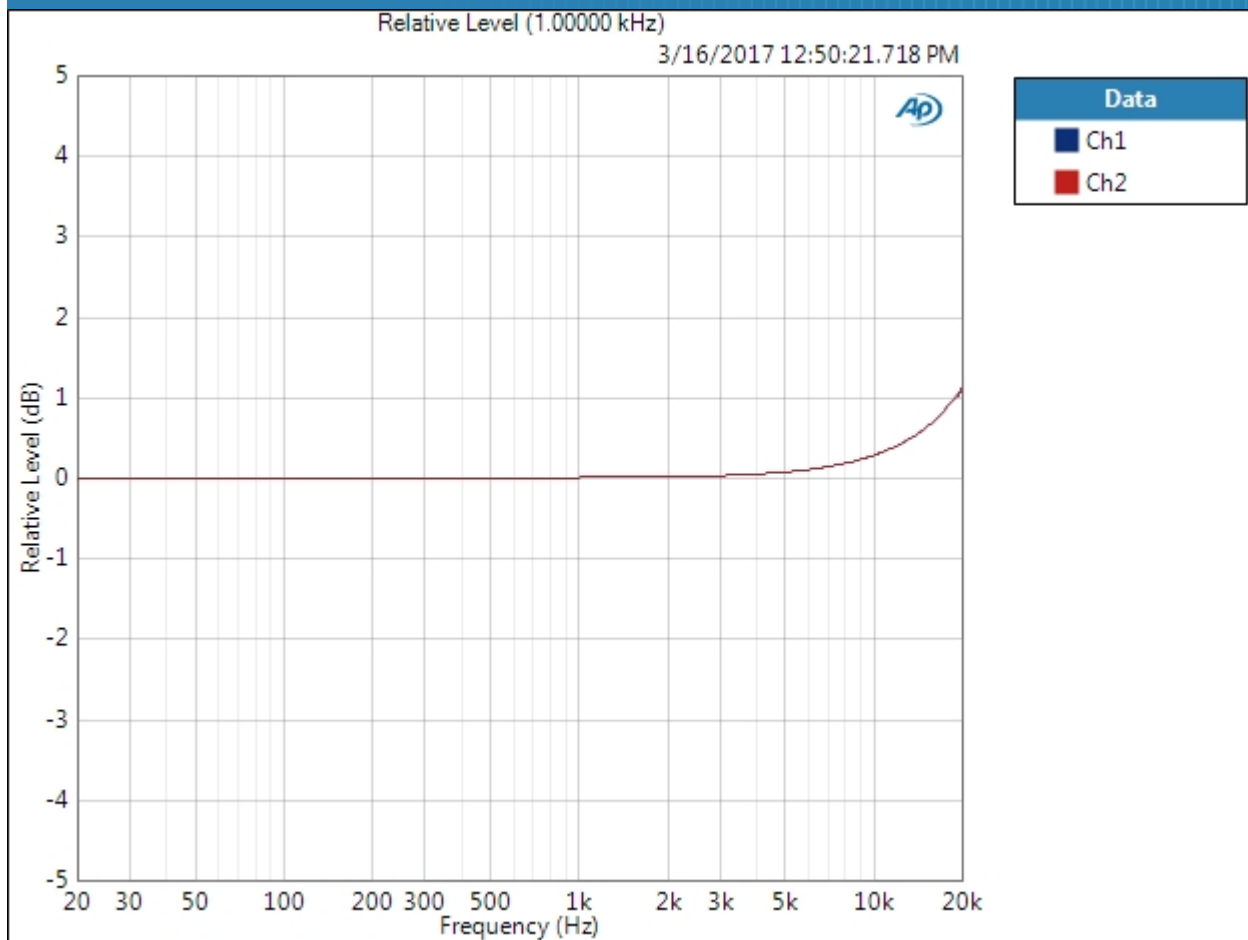
## Sequence Report



Result: PASSED

Relative Level (1.00000 kHz) (3/16/2017 12:50:21.718 PM)

## Sequence Report



### Relative Level (1.00000 kHz) Parameters

Mode: Normalized at Reference

Ref Frequency: 1.00000 kHz

Result: PASSED

Deviation (20.0000 Hz - 20.0000 kHz) (3/16/2017 12:50:21.718 PM)

Ch1  $\pm 0.583$  dB

Ch2  $\pm 0.584$  dB

### Deviation (20.0000 Hz - 20.0000 kHz) Parameters

Min: 20.0000 Hz

Max: 20.0000 kHz

## Sequence Report



### Signal Path1 : Signal to Noise Ratio

Waveform: Sine  
Generator Level: 634.4 mVrms  
DC Offset: 0.000 V  
Frequency: 1.00000 kHz  
Low-pass Filter: 20 kHz  
Weighting Filter: Signal Path  
High-pass Filter: 20 Hz

Signal to Noise Ratio (3/16/2017 12:50:23.777 PM)

Ch1 96.292 dB

Ch2 96.097 dB

### Signal Path1 : Crosstalk, One Channel Undriven

Waveform: Sine  
Generator Level: 634.4 mVrms  
DC Offset: 0.000 V  
Frequency: 1.00000 kHz

Crosstalk (3/16/2017 12:50:25.447 PM)

Ch1 -85.000 dB

Ch2 -85.972 dB

### Signal Path1 : Interchannel Phase

Waveform: Sine  
Generator Level: 634.4 mVrms  
DC Offset: 0.000 V  
Frequency: 1.00000 kHz  
Reference Channel: Ch1  
Meter Range: -90 -> 270 deg

Phase (3/16/2017 12:50:26.960 PM)

Ch1 ---- deg

Ch2 -0.006 deg

## Sequence Report



Signal Path1 : Stepped Frequency Sweep

Generator Level: 634.4 mVrms

DC Offset: 0.000 V

EQ: None

Start Frequency: 20.0000 kHz

Stop Frequency: 20.0000 Hz

Step Type: Logarithmic

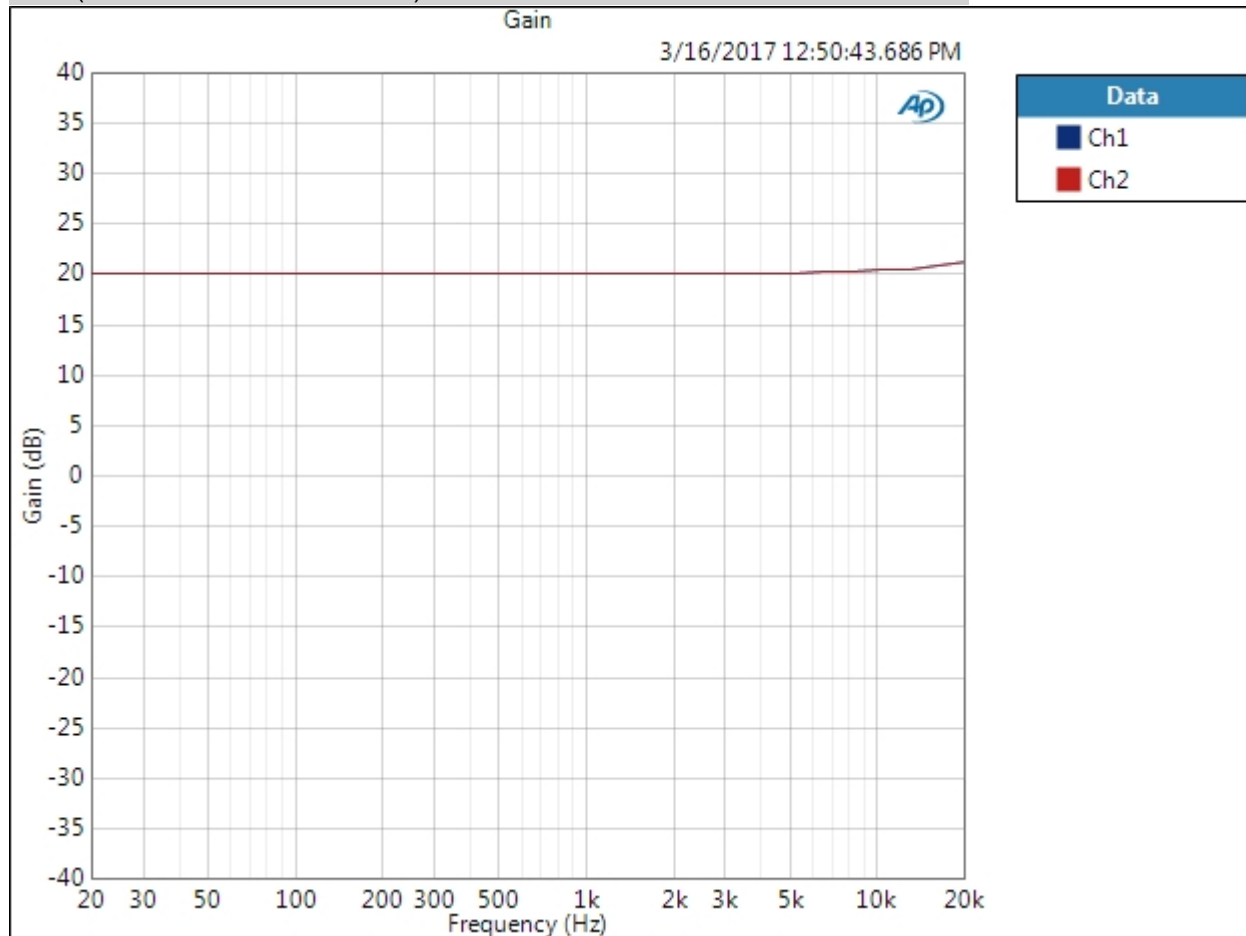
Number of Points: 31

Weighting Filter: Signal Path

Phase Ref Channel: Ch1

Measured 1 3/16/2017 12:50:43 PM

Gain (3/16/2017 12:50:43.686 PM)



Result: PASSED

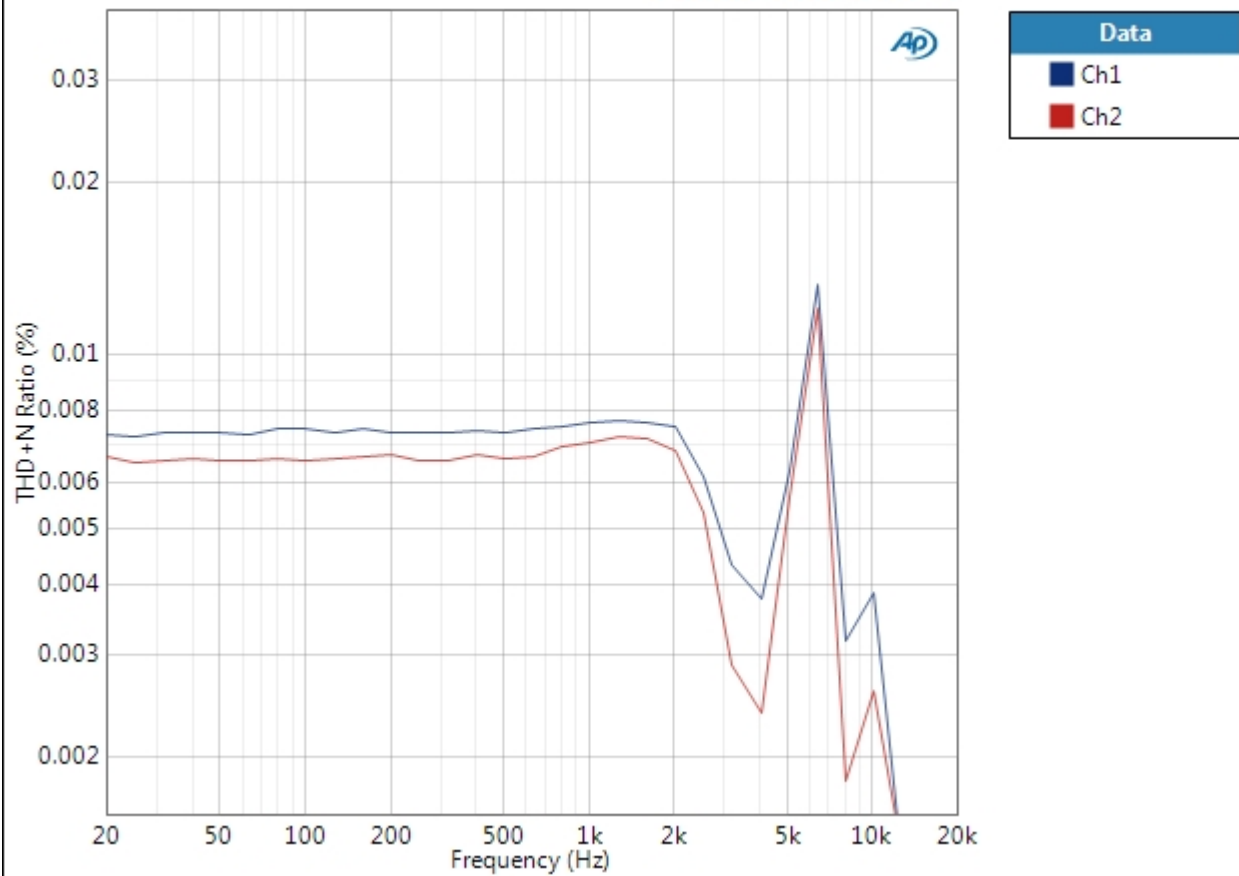
THD+N Ratio (3/16/2017 12:50:43.686 PM)

3/16/2017 12:50 PM

## Sequence Report

THD+N Ratio

3/16/2017 12:50:43.686 PM



Result: PASSED