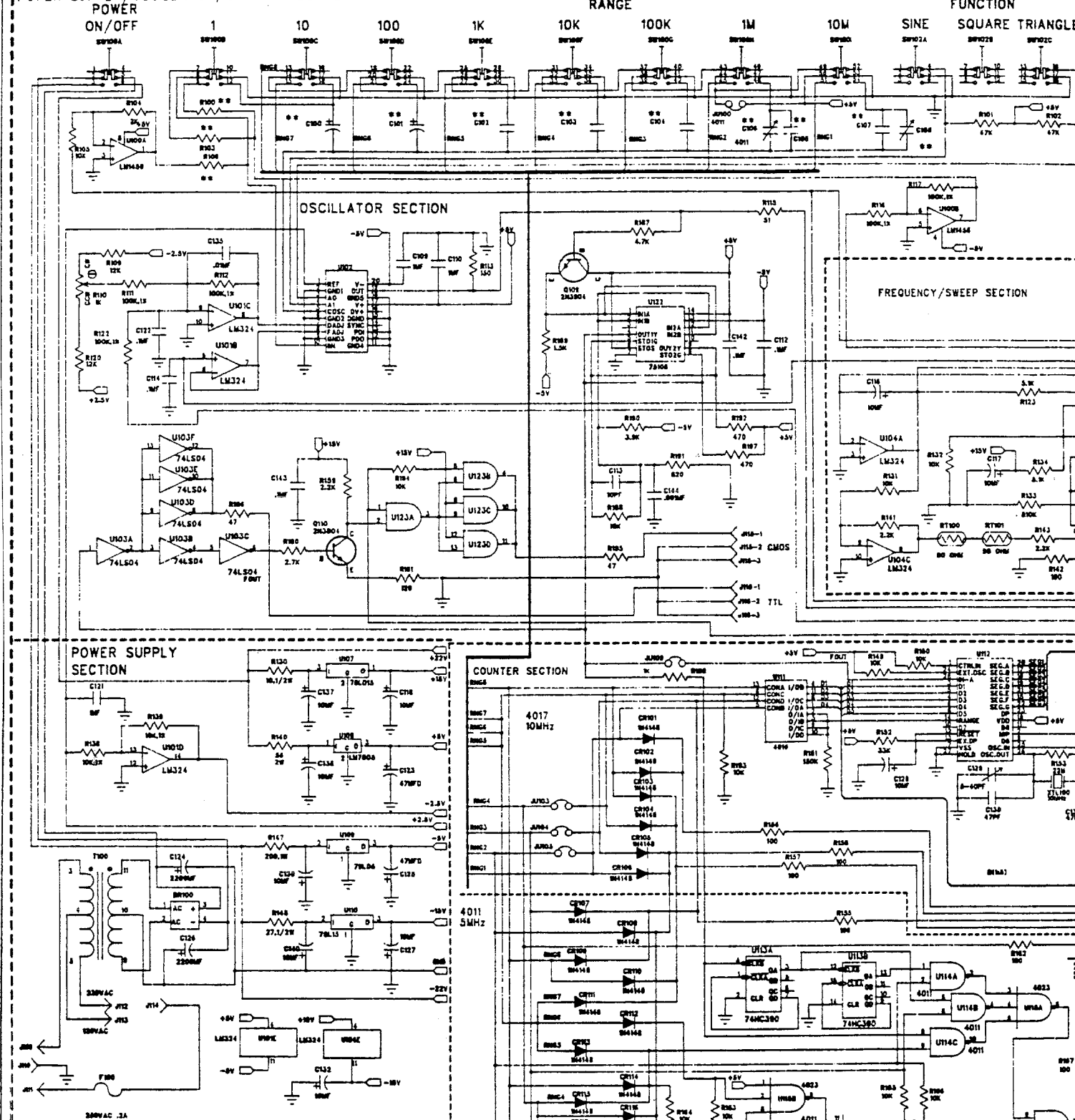
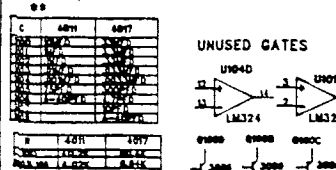


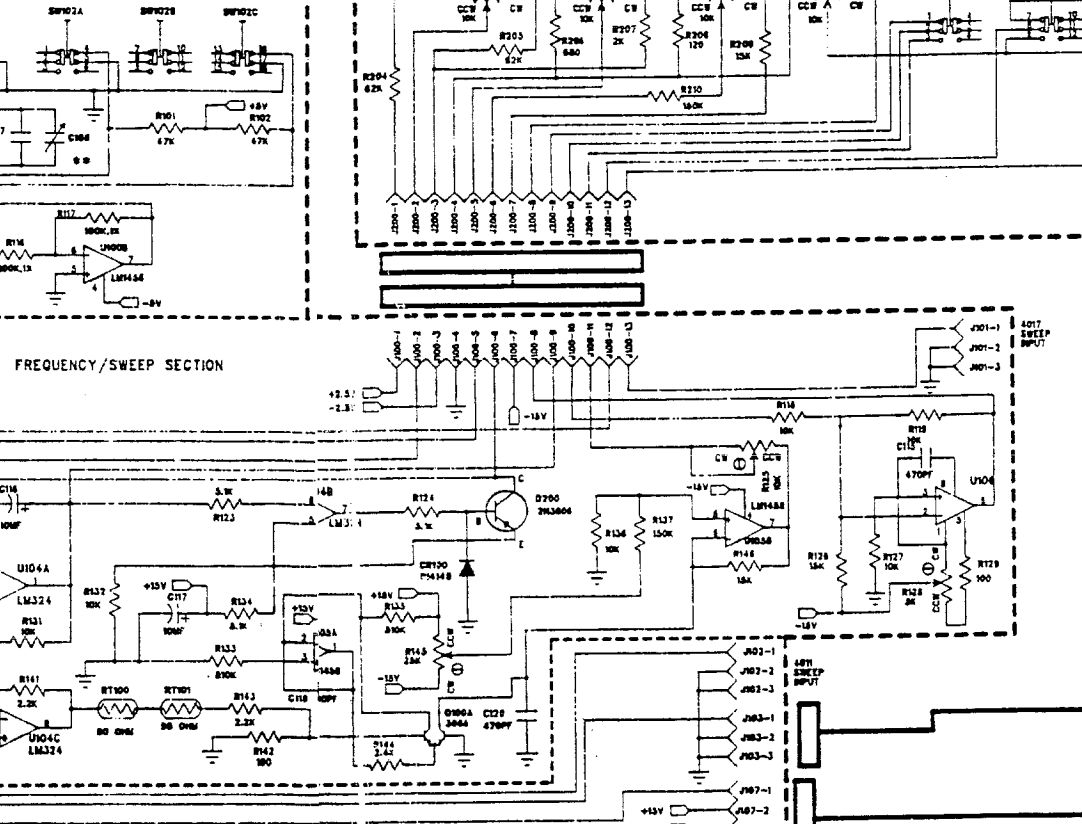
POWER SUPPLY/OSCILLATOR/COUNTER BOARD



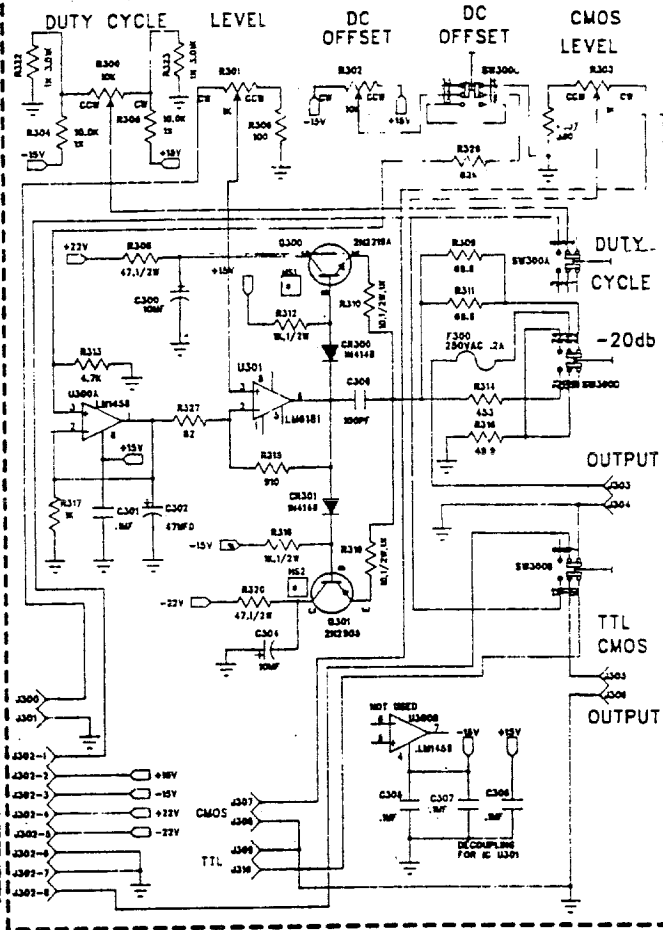
1. RESISTORS ARE IN OHMS, 1/4W, 5%. UNLESS OTHERWISE SPECIFIED.
2. CAPACITORS ARE IN MICROFARADS.
3. TRANSISTORS INDICATED BY A TRIANGLE REQUIRE A HEATSINK.



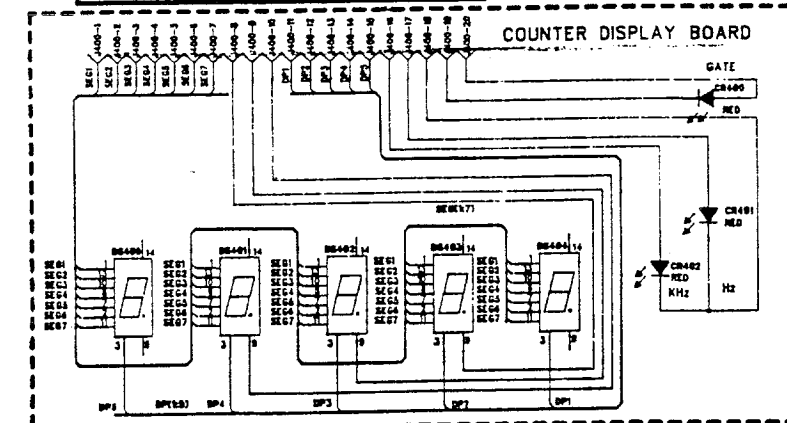
FREQUENCY SWEEP SECTION



OUTPUT AMP BOARD



COUNTER DISPLAY BOARD



IC'S	PN P'S	VALUES	VALUES	VALUES
U103, U115, U122	16	10.0	10.0	10.0
U101	17	20	20	20
U102	17	20	20	20
U104	16	10.0	10.0	10.0
U105	16	10.0	10.0	10.0
U112	16	10.0	10.0	10.0
U113	16	10.0	10.0	10.0
U117	16	10.0	10.0	10.0
U118	16	10.0	10.0	10.0
U119	16	10.0	10.0	10.0
U120	16	10.0	10.0	10.0
U121	16	10.0	10.0	10.0
U122	16	10.0	10.0	10.0

MAXTEC INTERNATIONAL CORPORATION

SCHEMATIC DRAWING - FUNCTION GENERATOR MODEL 4011/4017

REVISIONS

NO.	DATE	REVISION	BY	APP'D.
1	10/28/84	PRELIMINARY FOR M.P.C.	J. PERPESKI	J. PERPESKI
2	10/28/84	FINAL	J. PERPESKI	J. PERPESKI

300-040-9-005 G