

Sequence Report



Summary

Signal Path1

Signal Path Setup	✓ PASSED
Level and Gain	✓ PASSED
THD+N	✓ PASSED
Frequency Response	✓ PASSED
Signal to Noise Ratio	✓ PASSED
Crosstalk, One Channel Undriven	✓ PASSED
Interchannel Phase	✓ PASSED
Stepped Frequency Sweep	✓ PASSED

Sequence Result:

Sequence Result: ✓ PASSED

Sequence Report



Signal Path1 : Signal Path Setup

Output Connector:	Analog Unbalanced
Channels:	2
Source Impedance:	50 ohm
Output EQ:	None
Input Connector:	Analog Unbalanced
Channels:	2
Termination:	100 kohm
Input Bandwidth:	AC (<10 Hz) - AES17 (20 kHz)
Device Delay:	0.000 s
Input EQ:	None

• References

dBr G:	897.0 mVrms
dBm (Output Power):	600.0 ohm
W(watts) (Output Power):	8.000 ohm
Shared Frequency Reference:	1.00000 kHz
dBrA:	1.000 Vrms
dBrB:	1.000 Vrms
dBrA Offset:	0.000 dB
dBrB Offset:	0.000 dB
dB SPL1:	10.00 mVrms
dB SPL2:	10.00 mVrms
dB SPL1 Calibrator Level:	94.000 dB SPL
dB SPL2 Calibrator Level:	94.000 dB SPL
dBm (Input Power):	600.0 ohm
W(watts) (Input Power):	8.000 ohm

• DCX

DCX is not detected.

Sequence Report



Signal Path1 : Verify Connections

Waveform: Sine

Generator Level: 897.0 mVrms

DC Offset: 0.000 V

Frequency: 1.00000 kHz

RMS Level (3/21/2017 4:19:57.155 PM)

Ch1 8.938 Vrms

Ch2 8.937 Vrms

Gain (3/21/2017 4:19:57.155 PM)

Ch1 19.970 dB

Ch2 19.968 dB

THD+N Ratio (3/21/2017 4:19:57.155 PM)

Ch1 0.029763 %

Ch2 0.032153 %

Frequency (3/21/2017 4:19:57.155 PM)

Ch1 1.00000 kHz

Ch2 1.00000 kHz

Signal Path1 : Level and Gain

Waveform: Sine

Generator Level: 897.0 mVrms

DC Offset: 0.000 V

Frequency: 1.00000 kHz

RMS Level (3/21/2017 4:19:58.886 PM)

Ch1 8.939 Vrms

Ch2 8.937 Vrms

Gain (3/21/2017 4:19:58.886 PM)

Ch1 19.970 dB

Ch2 19.968 dB

Peak Level (3/21/2017 4:19:58.886 PM)

Ch1 12.63 V

Ch2 12.63 V

Sequence Report



Signal Path1 : THD+N

Waveform: Sine
 Generator Level: 897.0 mVrms
 DC Offset: 0.000 V
 Frequency: 1.00000 kHz
 Low-pass Filter: 20 kHz
 Weighting Filter: Signal Path
 High-pass Filter: 20 Hz
 Notch Tuning Mode: Measured Frequency

THD+N Ratio (3/21/2017 4:20:01.164 PM)

Ch1 0.005207 %

Ch2 0.006625 %

THD+N Level (3/21/2017 4:20:01.164 PM)

Ch1 465.5 uVrms

Ch2 592.1 uVrms

THD Ratio (3/21/2017 4:20:01.164 PM)

Ch1 0.005057 %

Ch2 0.006507 %

THD Level (3/21/2017 4:20:01.164 PM)

Ch1 452.3 uVrms

Ch2 581.9 uVrms

Noise Ratio (3/21/2017 4:20:01.164 PM)

Ch1 0.001216 %

Ch2 0.001233 %

Noise Level (3/21/2017 4:20:01.164 PM)

Ch1 108.7 uVrms

Ch2 110.2 uVrms

Distortion Product Ratio (3/21/2017 4:20:01.164 PM)

Channel	F	H2	H3	H4	H5	H6	H7	H8	H9	H10
	1.000k	2.000k	3.000k	4.000k	5.000k	6.000k	7.000k	8.000k	9.000k	10.00k
Ch1	100.00	0.00	0.00	0.00	0.00	0.00	0.00	0.00	0.00	0.00
	1.000k	2.000k	3.000k	4.000k	5.000k	6.000k	7.000k	8.000k	9.000k	10.00k
Ch2	100.00	0.00	0.00	0.00	0.00	0.00	0.00	0.00	0.00	0.00

Distortion Product Ratio Parameters

Frequency Unit: Hz

Ratio Unit: %

Distortion Product Level (3/21/2017 4:20:01.164 PM)

Sequence Report



Channel	F	H2	H3	H4	H5	H6	H7	H8	H9	H10
	1.000k	2.000k	3.000k	4.000k	5.000k	6.000k	7.000k	8.000k	9.000k	10.00k
Ch1	8.944	84.95 u	237.6 u	47.18 u	201.2 u	57.01 u	36.44 u	3.574 u	116.6 u	12.53 u
	1.000k	2.000k	3.000k	4.000k	5.000k	6.000k	7.000k	8.000k	9.000k	10.00k
Ch2	8.942	204.2 u	395.6 u	38.25 u	226.4 u	37.34 u	65.69 u	12.48 u	135.2 u	20.01 u

Distortion Product Level Parameters

Frequency Unit: Hz

Level Unit: Vrms

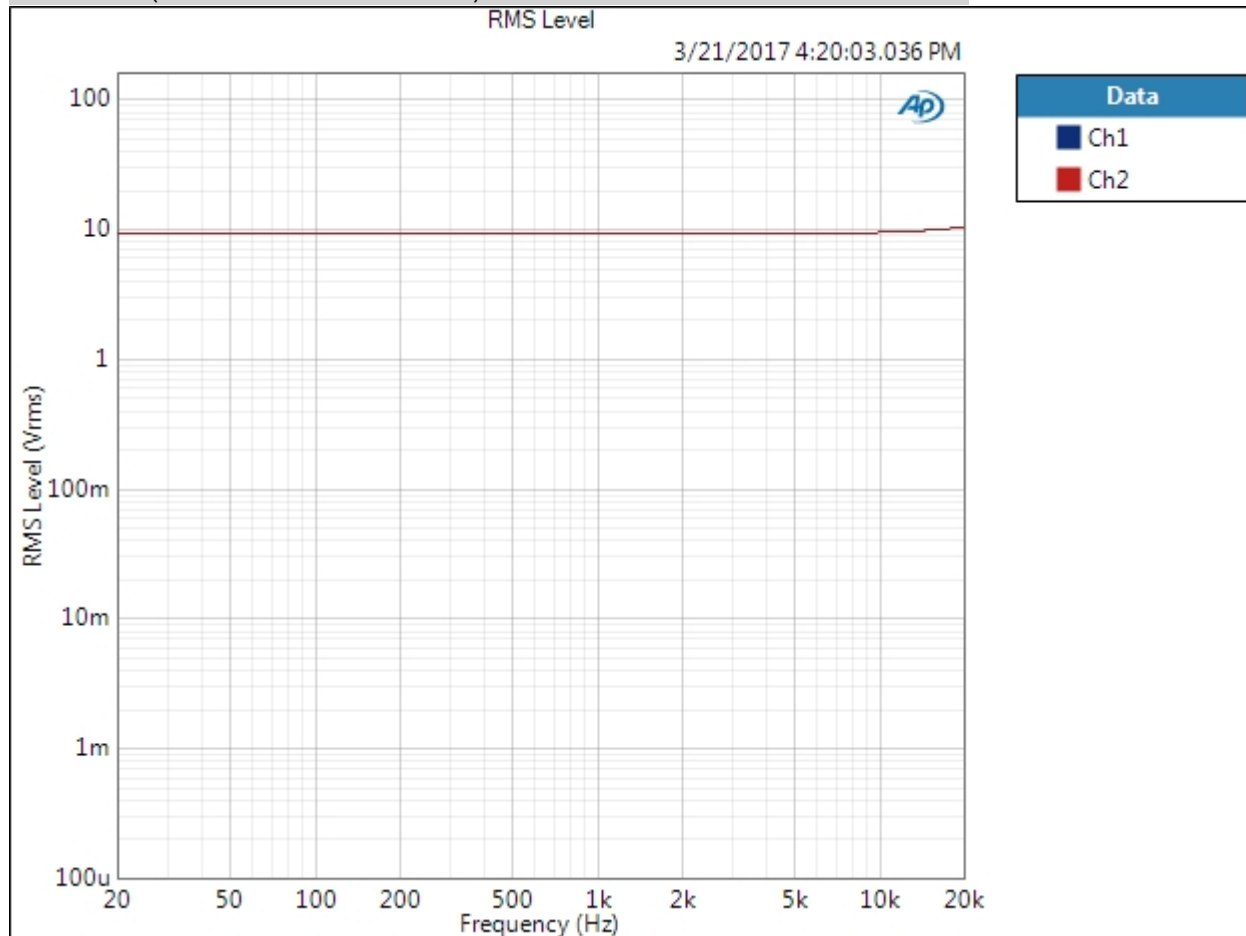
Sequence Report



Signal Path1 : Frequency Response

Generator Level: 897.0 mVrms
DC Offset: 0.000 V
EQ: None
Start Frequency: 20.0000 Hz
Stop Frequency: 20.0000 kHz
Sweep: 350.0 ms
Pre-Sweep: 100.0 ms
Extend Acquisition By: 50.00 ms
Secondary Source: None
Measured 1 3/21/2017 4:20:03 PM

RMS Level (3/21/2017 4:20:03.036 PM)



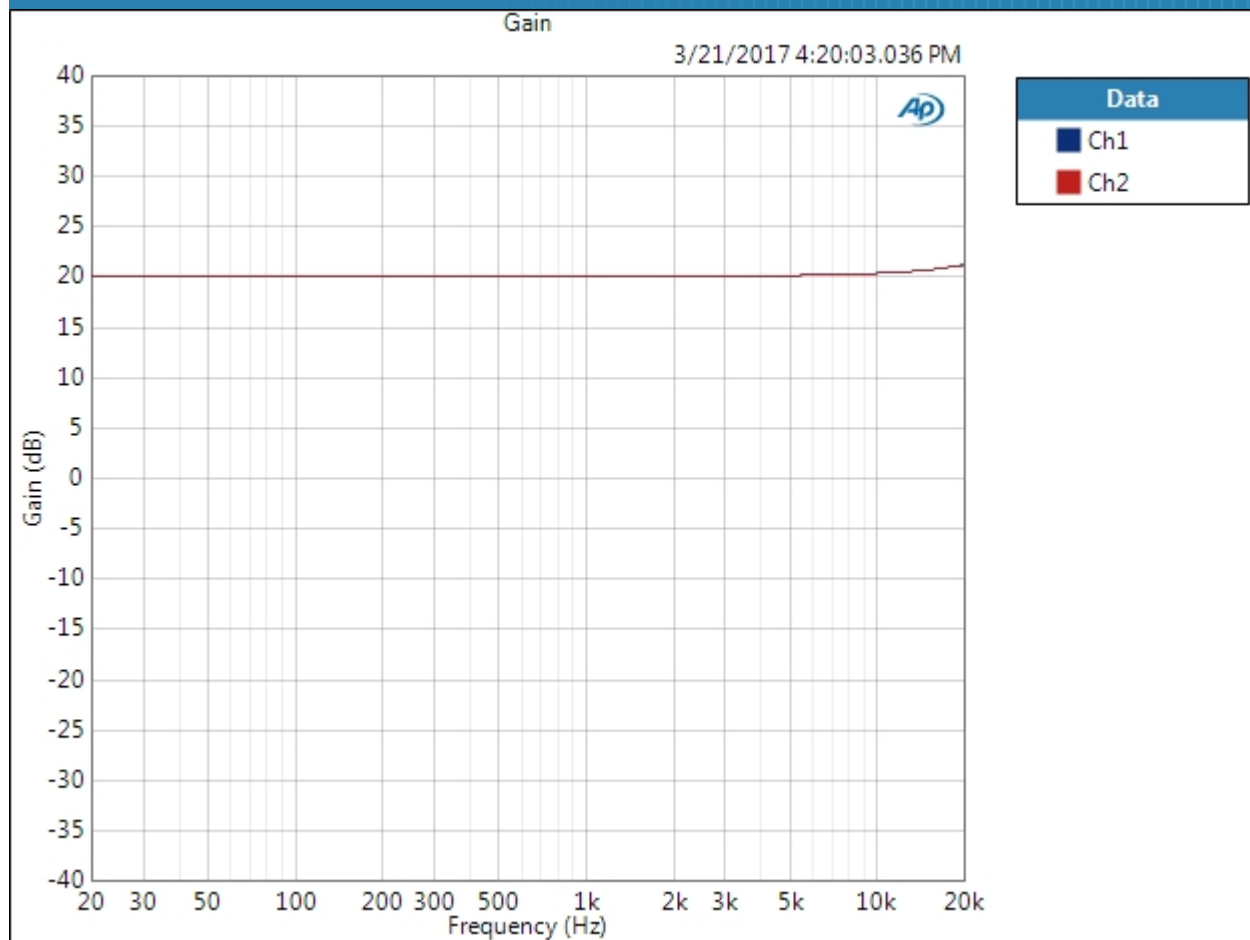
Result: PASSED

Gain (3/21/2017 4:20:03.036 PM)

3/21/2017 4:20 PM

Page 6 of 11

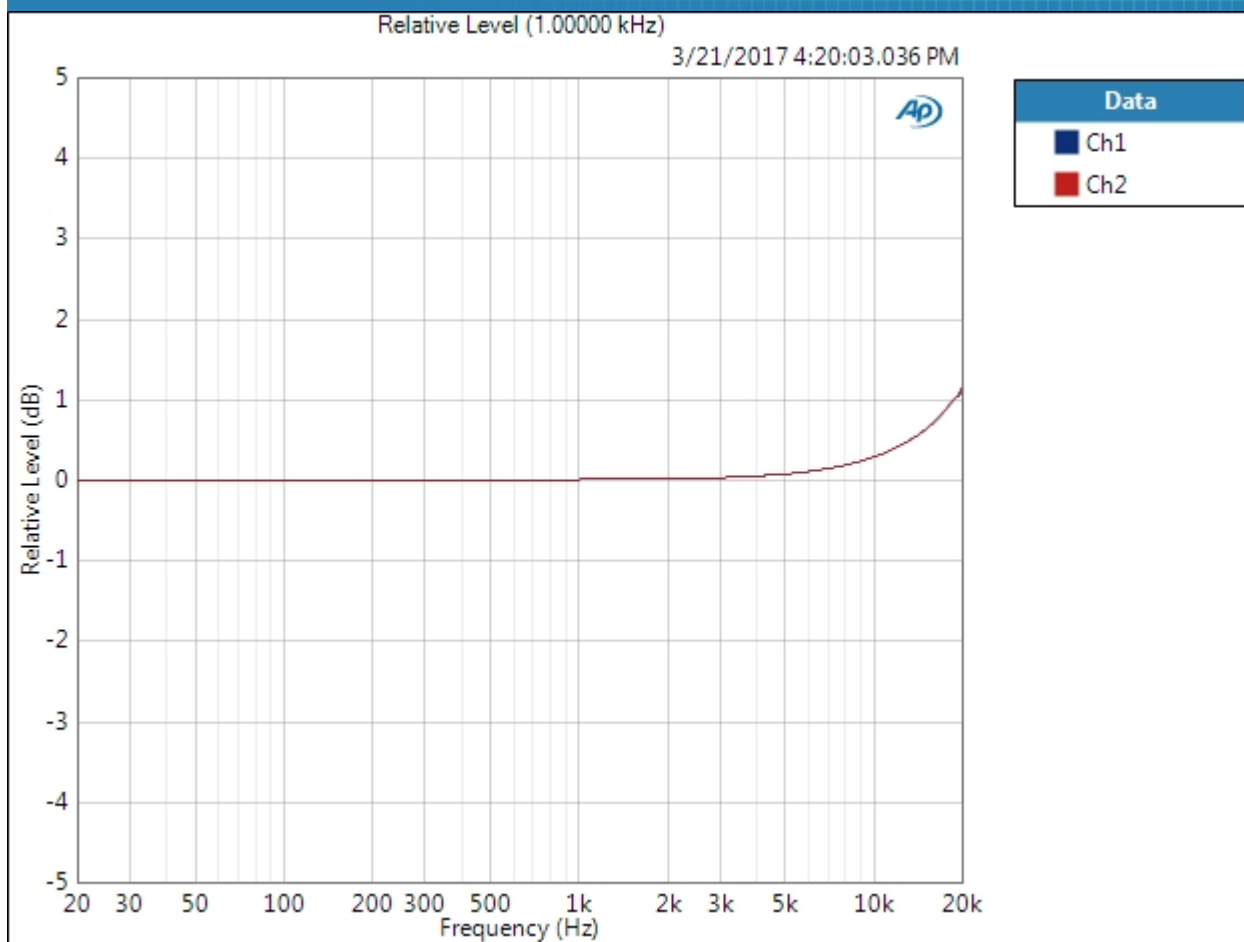
Sequence Report



Result: PASSED

Relative Level (1.00000 kHz) (3/21/2017 4:20:03.036 PM)

Sequence Report



Relative Level (1.00000 kHz) Parameters

Mode: Normalized at Reference

Ref Frequency: 1.00000 kHz

Result: PASSED

Deviation (20.0000 Hz - 20.0000 kHz) (3/21/2017 4:20:03.036 PM)

Ch1 ± 0.595 dB

Ch2 ± 0.589 dB

Deviation (20.0000 Hz - 20.0000 kHz) Parameters

Min: 20.0000 Hz

Max: 20.0000 kHz

Sequence Report



Signal Path1 : Signal to Noise Ratio

Waveform: Sine
Generator Level: 897.0 mVrms
DC Offset: 0.000 V
Frequency: 1.00000 kHz
Low-pass Filter: 20 kHz
Weighting Filter: Signal Path
High-pass Filter: 20 Hz

Signal to Noise Ratio (3/21/2017 4:20:04.908 PM)

Ch1 98.470 dB

Ch2 98.496 dB

Signal Path1 : Crosstalk, One Channel Undriven

Waveform: Sine
Generator Level: 897.0 mVrms
DC Offset: 0.000 V
Frequency: 1.00000 kHz

Crosstalk (3/21/2017 4:20:06.031 PM)

Ch1 -85.240 dB

Ch2 -83.609 dB

Signal Path1 : Interchannel Phase

Waveform: Sine
Generator Level: 897.0 mVrms
DC Offset: 0.000 V
Frequency: 1.00000 kHz
Reference Channel: Ch1
Meter Range: -90 -> 270 deg

Phase (3/21/2017 4:20:07.763 PM)

Ch1 ---- deg

Ch2 -0.009 deg

Sequence Report



Signal Path1 : Stepped Frequency Sweep

Generator Level: 897.0 mVrms

DC Offset: 0.000 V

EQ: None

Start Frequency: 20.0000 kHz

Stop Frequency: 20.0000 Hz

Step Type: Logarithmic

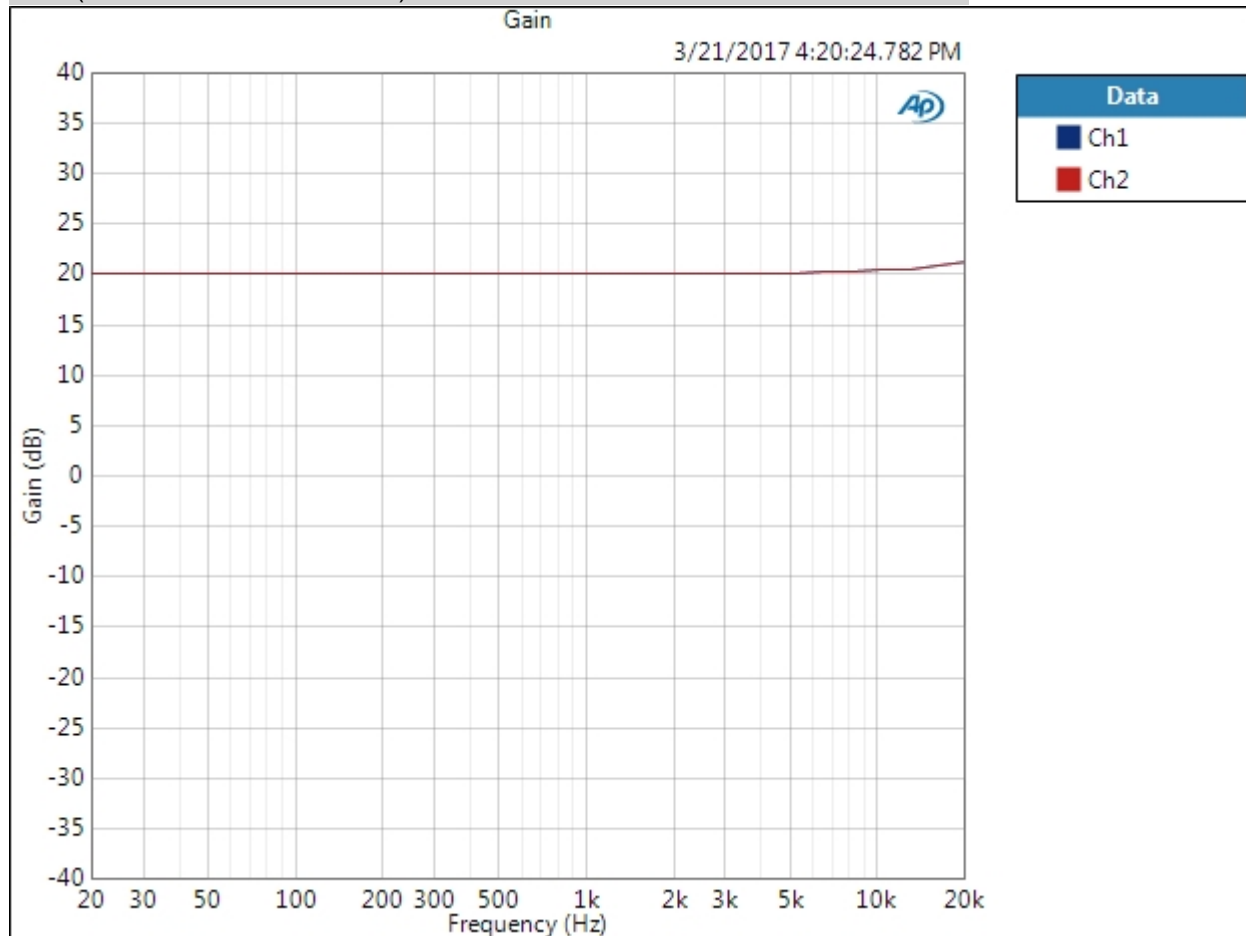
Number of Points: 31

Weighting Filter: Signal Path

Phase Ref Channel: Ch1

Measured 1 3/21/2017 4:20:24 PM

Gain (3/21/2017 4:20:24.782 PM)

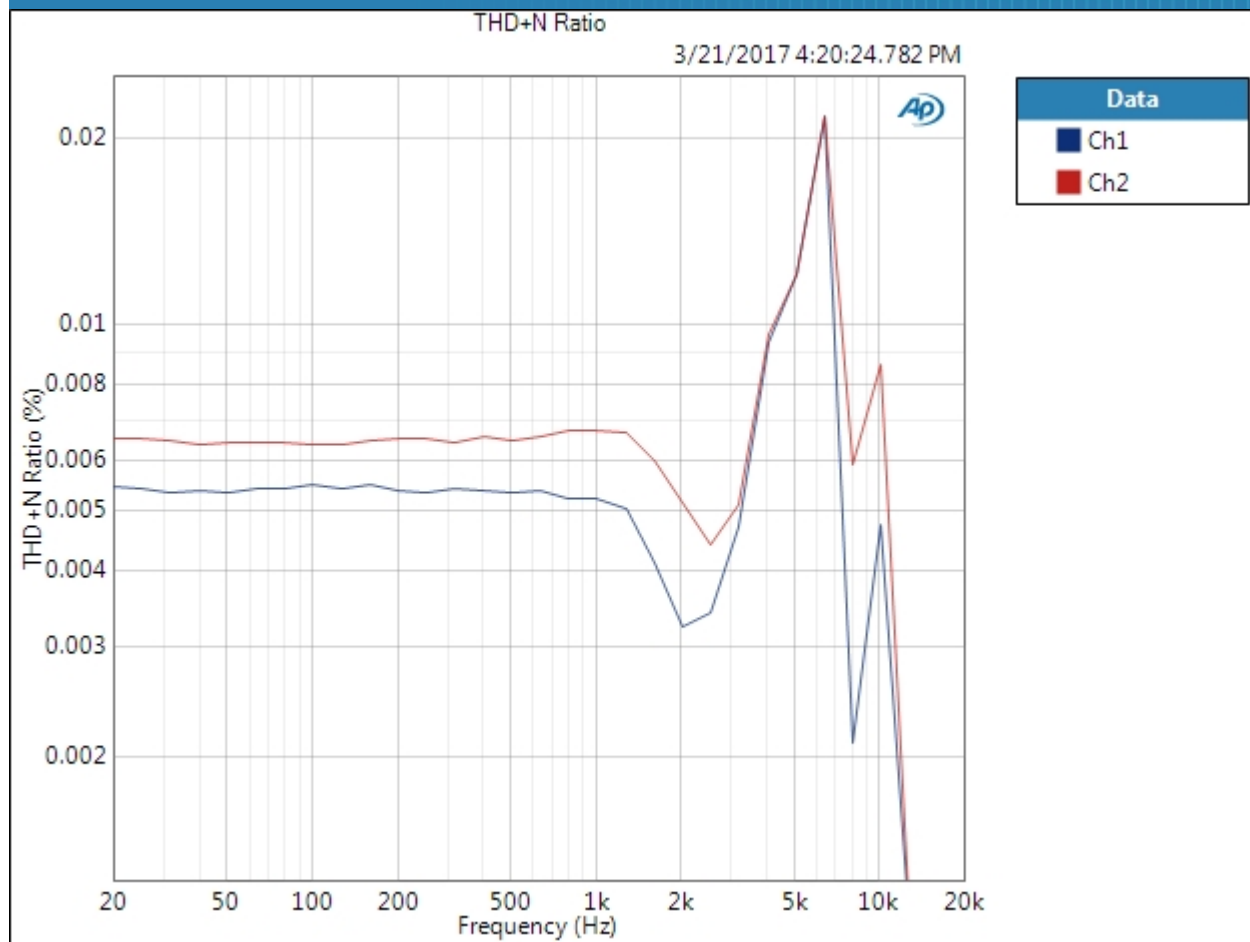


Result: PASSED

THD+N Ratio (3/21/2017 4:20:24.782 PM)

3/21/2017 4:20 PM

Sequence Report



Result: PASSED